

Sponsored Programs Administration Annual Report 2018



Northern Illinois
University

Table of Contents

Introduction	3
Local Impact, Global Reach	4-8
Awards	9
FY 2018 Funding Quick Facts	10
FY 2018 Awarded Projects	11
Amounts and Number of Awards by Purpose	12
Amounts and Number of Awards by Sponsor.....	13
Awards by College/Unit	14
Rankings.....	15
Comparison of FY 2017 and FY 2018	16-18
Amounts Awarded by Purpose	19-21
Amounts Awarded by Sponsor	22-24
Amounts Awarded with Federal Funds.....	25-27
Amounts Awarded with State Funds	28
Amounts Awarded with Corporate Funds	29-32
Amounts Awarded with Public/Non Profit Funds.....	33-37
Amounts Awarded with Foreign Funds.....	38
Research	39
Research Awards by Purpose.....	40
Research Awards by College and Sponsor	41
Research Awards by Department	42-43
Instruction	44
Instruction Awards by College and Sponsor	45
Instruction Awards by Department	46-47
Other Sponsored Activities	48
Other Sponsored Activities Awards by Purpose	49
Other Sponsored Activities Awards by College and Sponsor.....	50
Other Sponsored Activities Awards by Department.....	51-52
FY 2017 Awards Detail	53-69
Expenditures	70
Expenditures by Purpose and Sponsor	71-72
Expenditures by College.....	73
Research Expenditures by College	74
Indirect Cost Recovery by Sponsor Type and Activity.....	75
Submissions	76
FY 2018 Proposals Quick Facts.....	77
Amounts of Proposals.....	78
Proposals by College/Unit.....	79
Proposals by Purpose.....	80
Proposals by Source.....	81
Comparison of FY 2017 and FY 2018 Amounts	82-84
Recognition	85
Presidential Research, Scholarship and Artistry Professors.....	86
Research and Artistry Recipients	87
Great Journeys Recipients	88
Issued Patents.....	89
Individual Research Donations and Financial Aid	90-91
Report Notes	92
Report Notes and Definitions	93-94



Thank you for your interest in the FY 2018 SPA Annual Report. This past year, 120 Principal Investigators secured 262 awards totaling \$30.4 million in external funding from various federal, state, non-profit, industry, and foreign sponsors. Because of your work, NIU achieved its highest level of sponsored funding since FY 2014.

We are also excited to report that research funding finished strong this year at just over \$12 million, a 26% increase over last year with increases reported by almost all colleges and divisions. The federal government continues to fund most of the university's research programs supporting work across disciplines including art and design, family violence, and various STEM fields.

These externally funded awards facilitate cutting-edge research and development activities; provide training in our doctoral, graduate and undergraduate programs; attract and retain star faculty and high-quality students; and enhance our capacity to serve as a regional and global university.

Sponsored Programs Administration extends our congratulations to those who secured external funding this year and appreciates the efforts of all NIU faculty and staff who submitted grant and contract proposals.

We hope you find this report useful and that you learn more about the great work that our faculty and staff are doing here at NIU.

Sponsored Programs Administration

Local Impact, Global Reach



Partnering with the Community

Promoting Academic Success for High Risk Children

NIU's Center for Child Welfare and Education (CCWE) supports the education and development of children and youth, particularly those at risk who have been abused or neglected.

The center, led by Angela Baron-Jeffrey, is part of a long-standing partnership between

NIU and the Illinois Department of Children and Family Services (IDCFS) to provide educational interventions, consultation, professional development and support to children serviced by the IDCFS. The center works closely with caregivers, schools, court personnel and community providers. The program has a multi-faceted approach that focuses on services to individual youth and families, building expertise within the field, and promoting child welfare and education policies that benefit the education of youth.


The 20-year partnership with IDCFS illustrates NIU's expertise and success in carrying out service programs that benefit our region and state, and for CCWE, in providing supports to one of the most vulnerable populations.

"Education forges a path that optimizes opportunity for success. NIU-CCWE helps youth in foster care maintain access to education despite challenges such as trauma, frequent mobility, academic obstacles, behavioral problems and disabilities." Says Angela Baron-Jeffrey, NIU-CCWE Director. "CCWE's collaborative engagement has empowered thousands of Illinois' most vulnerable youth to lead fulfilling lives."



Collaborating to Meet Real World Challenges Head-On

Shedding new light on severe-weather outbreaks



About a decade ago, Victor Gensini was an NIU student, working closely with his advisor, Walker Ashley, a meteorology researcher and NIU Presidential Teaching Professor recognized for his research and innovative teaching activities.

Now Gensini has an adjoining office with his former mentor, and the two are pairing up on weather- and climate-related research supported by the National Science Foundation (NSF).

The NSF grant funds efforts to track historically large thunderstorm complexes and to understand how storms might change in the future under potential climate-change scenarios.

“We are specifically interested in the projections across the Great Plains, where precipitation for aquifer recharge and agriculture is particularly important,” Gensini says.

Ashley and Gensini also are frequently quoted in the media for their research expertise on severe weather. Ashley is recognized as an international leader in weather-hazards research, and Gensini’s work is pushing the envelope on forecasting the likelihood of tornadoes and damaging hailstorms in the United States up to three weeks in advance.

Working Across International Borders

Providing help—and hope—for Haiti

NIU students are among the many beneficiaries of Professor Mark Schuller's international work researching Haitian nongovernmental organizations and disaster-relief efforts.

A cultural anthropologist, Schuller is a recipient of the National Science Foundation's prestigious Faculty Early Career Development (CAREER) grant. He holds a joint appointment with NIU's Department of Anthropology and Center for Non-Profit and NGO Studies, and is an affiliate of the State University of Haiti.



His work provides emerging scholars and aid professionals with insights into the obstacles that still stand in Haiti's way after the country's massive 2010 earthquake.

Schuller's peers have taken note of his extraordinary achievements, which includes numerous research publications and writing a regular blog for the Huffington Post.

He won the 2015 American Anthropological Association and Society for Applied Anthropology's prestigious Margaret Mead Award, and was named the association's Anthropology in Media Award winner in November 2016. The association heralded him as "one of the most productive and dedicated scholars on the contemporary anthropological scene." Recently, Schuller has been invited to present his work to Congress and has been cited by National Public Radio, the Christian Science Monitor and the New York Times.

Influencing the Next Generation of Learners

Exploring the use of robots in the classroom



Teachers need not fear being replaced by robots, says Yanghee Kim, NIU's LD and Ruth G. Morgridge Endowed Chair in Teacher Education and Preparation. Instead, she says, they should view robots and technology as supplemental classroom tools.

She learned from her own experiences as a teacher that, without such tools, too much of her time was spent on rote recitation of information to students. She believes that teacher time should be spent interacting with students meaningfully to stimulate students' higher and deeper level of thinking. "These advanced technologies can help address teachers' needs in classrooms," Kim says.

Kim's research, funded by the National Science Foundation, explores the design of cutting-edge technology-based environments to promote student-centered, inclusive learning experiences, as well as the use of robots as teaching assistants. This funded research can build NIU's capacity to bridge the frontier between education and emerging technology, which is also the focus of the new research center CREATE – Cross-disciplinary Research on Engaging Advanced Technology for Education. Led by Kim, CREATE will develop innovative and trans-disciplinary research programs that investigate cutting-edge technology to address urgent challenges in education of all age groups.

Awards



FY 2018 Funding Quick Facts...

Awards – Funding by Activity Type

Research

Applied Research:	\$8,958,690	Average Award: \$102,973
Basic Research:	\$2,426,272	Average Award: \$89,862
Conference:	\$18,000	Average Award: \$18,000
Equipment:	\$273,810	Average Award: \$136,905
IPA or Joint Appointment:	\$317,426	Average Award: \$79,357
Research Training:	\$218,456	Average Award: \$54,614
Total Research:	\$12,212,654	

Instructional Programs

Instructional Programs:	\$3,376,504	Average Award: \$36,701
Total Instructional Programs:	\$3,376,504	

Other Sponsored Activities

Conference:	\$1,500	Average Award: \$1,500
IPA or Joint Appointment:	\$320,786	Average Award: \$106,929
Other:	\$65,442	Average Award: \$21,814
Public Service:	\$14,350,457	Average Award: \$410,013
Student Service:	\$36,648	Average Award: \$36,648
Testing/Evaluation:	\$74,801	Average Award: \$37,401

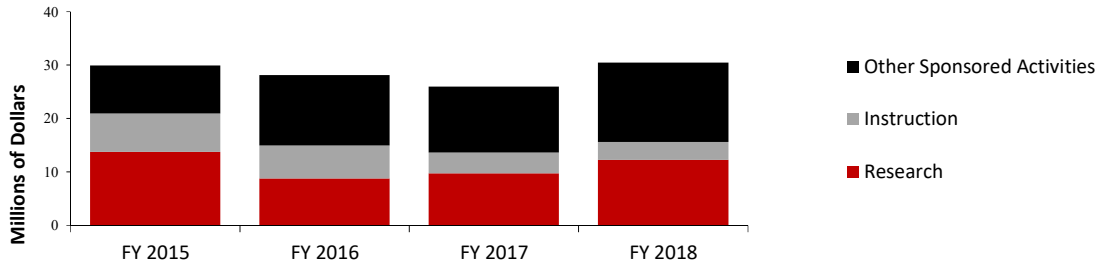
Total Other Sponsored Activities: \$14,849,634

Total Overall Funding: **\$30,438,792**

Number of Awards: **262**

Number of faculty/staff serving as Principal Investigator on awarded projects: **120**

FY 2018 Awarded Projects

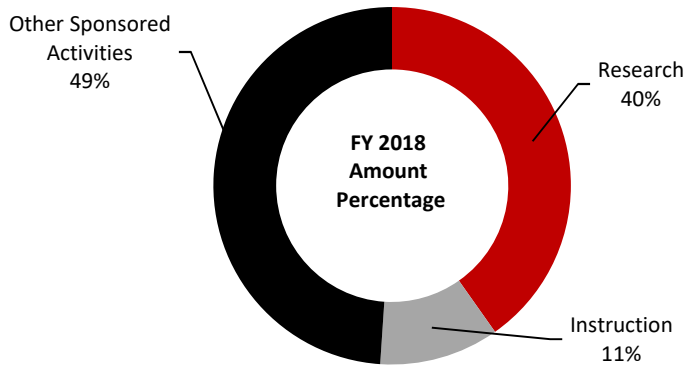


PURPOSE OF FUNDING	FY 2015	FY 2016	FY 2017	FY 2018
Research	13,712,855	8,775,544	9,702,234	12,212,654
Instruction	7,202,319	6,122,558	3,904,453	3,376,504
Other Sponsored Activities	8,994,666	13,199,520	12,348,403	14,849,634
Total	29,909,840	28,097,622	25,955,090	30,438,792

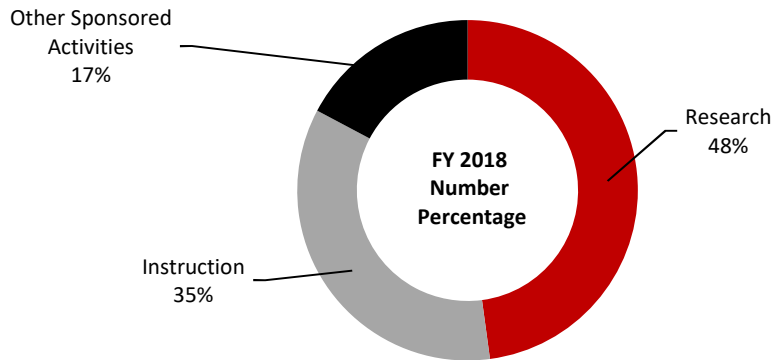


PURPOSE OF FUNDING	FY 2015	FY 2016	FY 2017	FY 2018
Research	127	124	107	125
Instruction	119	112	104	92
Other Sponsored Activities	61	54	96	45
Total	307	290	307	262

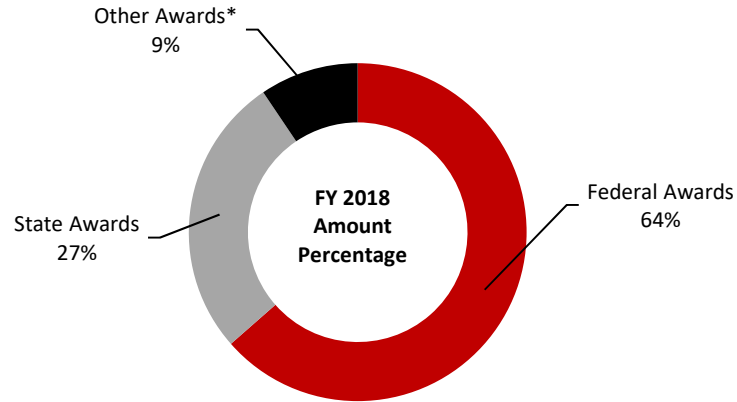
Amounts and Numbers of Awards by Purpose



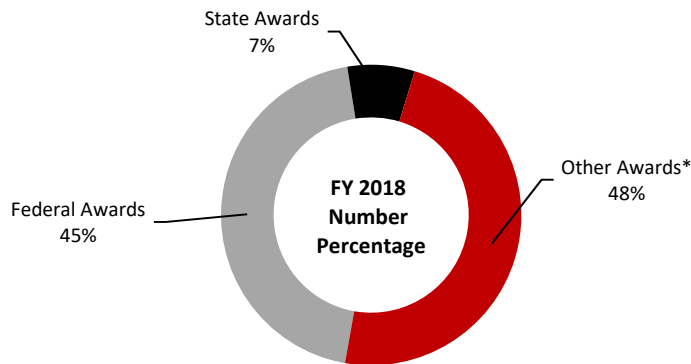
PURPOSE OF FUNDING	Amounts of Awards	Numbers of Awards
Research	12,212,654	125
Instruction	3,376,504	92
Other Sponsored Activities	14,849,634	45
Total	30,438,792	262



Amounts and Numbers of Awards by Sponsor

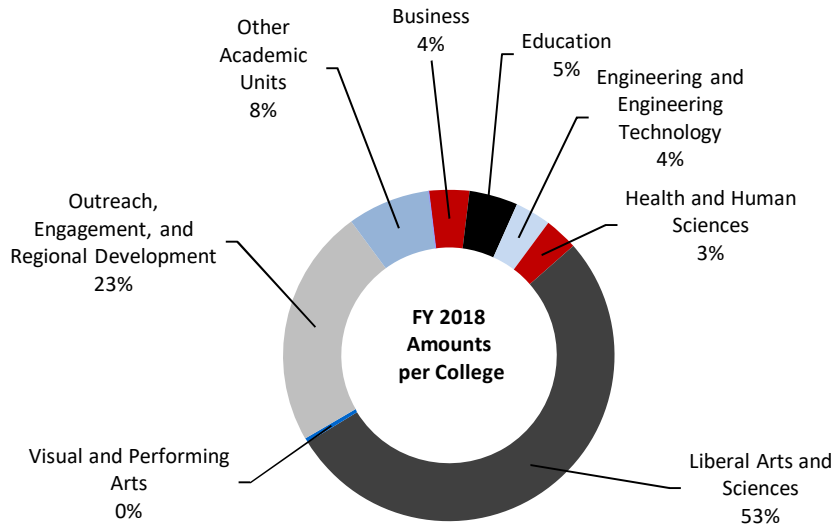


SOURCE OF FUNDING	Amounts of Awards	Numbers of Awards
Federal Awards	19,338,032	117
State Awards	8,223,774	19
Corporate Awards	1,530,601	64
Public/Non-Profit	1,177,964	56
Foreign	168,421	6
Total	30,438,792	262



*Other Awards - (Corporate, Public/Non-Profit, and Foreign)

Awards by College/Unit



COLLEGE/UNIT	FY 2015	FY 2016	FY 2017	FY 2018
Business	1,239,582	1,337,433	1,280,000	1,205,684
Education	3,074,937	1,651,836	1,256,519	1,436,900
Engineering and Engineering Technology	2,948,968	1,270,012	1,040,649	1,069,004
Health and Human Sciences	770,090	710,995	1,061,556	985,147
Law		509,050		
Liberal Arts and Sciences	13,912,323	11,383,805	14,958,920	16,050,245
Outreach, Engagement, and Regional Development	4,621,545	8,663,927	3,458,615	7,105,531
Visual and Performing Arts	46,206	8,000	73,670	135,859
Other Academic Units	3,277,050	2,526,037	2,815,161	2,449,422
Other University Units	19,139	36,527	10,000	1,000
Total	29,909,840	28,097,622	25,955,090	30,438,792

Academic Department Rankings

Rankings	Department/Unit	Dollars	College/Unit
1.	Psychology	7,285,319	College of Liberal Arts & Sciences
2.	Physics	2,756,830	College of Liberal Arts & Sciences
3.	Chemistry	1,877,250	College of Liberal Arts & Sciences
4.	College of Business, Dean's Office	910,000	College of Business
5.	Special and Early Education	610,000	College of Education

Non-Academic and Other Unit Rankings

Rankings	Department/Unit	Dollars	College/Unit
1.	Regional Development Institute	2,117,265	Outreach, Engagement, and Regional Development
2.	Division of Research and Innovation Partnerships	1,873,118	Division of Research and Innovation Partnerships
3.	Illinois Interactive Report Card	1,750,000	Outreach, Engagement, and Regional Development
4.	Center for Child Welfare & Education	1,197,816	Outreach, Engagement, and Regional Development
5.	P-20 Center	750,537	Outreach, Engagement, and Regional Development

Awards Associated with Centers and Institutes*

Unit	Dollars
Center for the Study of Family Violence and Sexual Assault	7,319,493
Northern Illinois Center for Accelerator and Detector Development	2,214,208
Center for Southeast Asian Studies	979,235
Center for the Interdisciplinary Study of Language and Literacy	963,583
Center for Nonprofit and NGO Studies	196,402
Institute for the Study of Environment, Sustainability and Energy	190,269
Center for Secondary Science and Mathematics Education	10,461

*This section is intended to demonstrate the relationship between Centers and Institutes and current award activity.

Comparison of FY 2017 and FY 2018 Amounts Awarded by Academic and Other Administrative Units

	FY 2017	FY 2018
COLLEGE OF BUSINESS		
Finance		295,684
Dean's Office	1,280,000	910,000
Total College of Business	1,280,000	1,205,684
COLLEGE OF EDUCATION		
Dean's Office	740,159	100,053
Counseling, Adult and Higher Education	102,000	233,975
Kinesiology and Physical Education	500	50,658
Leadership, Educational Psychology and Foundations	53,860	6,189
Morgridge Office		436,025
Special and Early Education	360,000	610,000
Total College of Education	1,256,519	1,436,900
COLLEGE OF ENGINEERING AND ENGINEERING TECHNOLOGY		
Dean's Office	85,000	89,786
Electrical Engineering		118,538
Engineering Technology	370,001	371,628
Industrial and Systems Engineering	343,618	395,568
Mechanical Engineering	242,030	93,484
Total College of Engineering and Engineering Technology	1,040,649	1,069,004
COLLEGE OF HEALTH AND HUMAN SCIENCES		
Dean's Office	1,036,103	513,492
Allied Health and Communicative Disorders	1,500	
Campus Child Care* (2017 counted under Other Academic Units)		9,313
Family, Consumer, and Nutrition Sciences	10,312	2,949
Nursing	13,641	10,000
School of Health Studies		449,393
Total College of Health and Human Sciences	1,061,556	985,147
COLLEGE OF LIBERAL ARTS AND SCIENCES		
Anthropology	353,802	235,956
Biological Sciences	664,637	108,238
Center for Southeast Asian Studies	1,239,187	974,026
Center for the Study of Family Violence and Sexual Assault	223,010	1,124,504
Chemistry and Biochemistry	458,320	1,877,250
Communication		14,845
Computer Science	445,762	557,467
Economics		28,335
English	70,000	
Environmental Studies		112,000

Comparison of FY 2017 and FY 2018 Amounts Awarded by Academic and Other Administrative Units

	FY 2017	FY 2018
Geographic and Atmospheric Sciences	49,316	497,989
Geology and Environmental Geosciences	232,603	180,882
History	42,000	12,000
Mathematical Sciences	29,265	7,000
Philosophy	32,640	
Physics	3,500,893	2,756,830
Political Science	19,000	30,700
Psychology	7,351,688	7,285,319
Public Administration	153,025	160,417
Sociology		18,987
Statistics	93,772	67,500
Total College of Liberal Arts and Sciences	14,958,920	16,050,245
 COLLEGE OF VISUAL AND PERFORMING ARTS		
Dean's Office	18,500	
Art and Design	820	127,659
Art Museum	6,800	8,200
Music	47,550	
Total College of Visual and Performing Arts	73,670	135,859
 OUTREACH, ENGAGEMENT AND REGIONAL DEVELOPMENT		
Center for Child Welfare and Education	1,258,227	1,197,816
Center for Governmental Studies	917,605	19,718
Education System Center	145,196	272,215
Illinois Council on Economic Education	34,335	34,335
Illinois Interactive Report Card		1,750,000
P-20 Center		750,537
Northern Public Radio	246,539	290,331
Outreach, Engagement and Regional Development	65,926	142,938
Precollegiate Programs-Upward Bound	505,120	530,376
Regional Development Institute	285,667	2,117,265
Total Outreach, Engagement and Regional Development	3,458,615	7,105,531

Comparison of FY 2017 and FY 2018 Amounts Awarded by Academic and Other Administrative Units

	FY 2017	FY 2018
OTHER ACADEMIC UNITS		
Campus Child Care* (2018 under College of Health and Human Sciences)	5,179	
Center for Burma Studies	8,000	
Division of Research and Innovation Partnerships, VP	1,615,316	1,873,118
Faculty Development and Instructional Design Center		1,500
Executive Vice President and Provost	40,463	
Graduate School, Dean's Office	43,001	168,001
International Student and Faculty Office	70,585	77,680
International Training Office	249,991	249,439
Jobs Plus		71,115
Office of Student Engagement		3,360
University Libraries	767,626	5,209
University Press	15,000	
Total Other Academic Units	2,815,161	2,449,422
OTHER UNIVERSITY UNITS		
Administration and Finance	10,000	
Public Safety		1,000
Total Other University Units	10,000	1,000
Total	25,955,090	30,438,792

Amounts Awarded by Purpose

	Research	Instruction	Other Sponsored Activities
COLLEGE OF BUSINESS			
Dean's Office		910,000	
Finance	295,684		
Total College of Business	295,684	910,000	
COLLEGE OF EDUCATION			
Dean's Office		100,053	
Counseling, Adult and Higher Education			233,975
Kinesiology and Physical Education	500	50,158	
Leadership, Educational Psychology and Foundations		6,189	
Morgridge Office	436,025		
Special and Early Education		610,000	
Total College of Education	436,525	766,400	233,975
COLLEGE OF ENGINEERING AND ENGINEERING TECHNOLOGY			
Dean's Office	49,786		40,000
Electrical Engineering	41,000		77,538
Engineering Technology	371,628		
Industrial and Systems Engineering	216,268	179,300	
Mechanical Engineering	54,484		39,000
Total College of Engineering and Engineering Technology	733,166	179,300	156,538
COLLEGE OF HEALTH AND HUMAN SCIENCES			
Dean's Office	210,631		302,861
Campus Child Care			9,313
Family, Consumer, and Nutrition Sciences			2,949
Nursing		10,000	
School of Health Studies	449,393		
Total College of Health and Human Sciences	660,024	10,000	315,123

Amounts Awarded by Purpose

	Research	Instruction	Other Sponsored Activities
COLLEGE OF LIBERAL ARTS AND SCIENCES			
Anthropology	234,456		1,500
Biological Sciences	98,338	9,900	
Center for Southeast Asian Studies		237,660	736,366
Center for the Study of Family Violence and Sexual Assault	600,299		524,205
Chemistry and Biochemistry	1,877,250		
Communication	14,845		
Computer Science	557,467		
Economics	28,335		
Environmental Studies			112,000
Geographic and Atmospheric Sciences	487,673	10,316	
Geology and Environmental Geosciences	180,882		
History	12,000		
Mathematical Sciences	7,000		
Physics	2,436,044		320,786
Political Science	30,700		
Psychology	741,616	348,714	6,194,989
Public Administration		160,417	
Sociology	18,987		
Statistics	67,500		
Total College of Liberal Arts and Sciences	7,393,392	767,007	7,889,846
COLLEGE OF VISUAL AND PERFORMING ARTS			
Art and Design	127,659		
Art Museum			8,200
Total College of Visual and Performing Arts	127,659		8,200
OUTREACH, ENGAGEMENT, AND REGIONAL DEVELOPMENT			
Center for Child Welfare and Education			1,197,816
Center for Governmental Studies	19,718		
Education System Center		272,215	
Illinois Council on Economic Education		34,335	
Illinois Interactive Report Card			1,750,000
Not for Profit NonGovOrgs	421,964		1,695,301
Northern Public Radio			290,331
Outreach, Engagement and Information Technologies			142,938
P-20 Center	249,904	260,677	239,956
Precollegiate-Upward Bound			530,376
Regional Development Institute			
Total Outreach, Engagement and Regional Development	691,586	567,227	5,846,718

Amounts Awarded by Purpose

	Research	Instruction	Other Sponsored Activities
OTHER ACADEMIC UNITS			
Division of Research and Innovation Partnerships	1,873,118		
Faculty Development	1,500		
Graduate School, Dean's Office		168,001	
International Student and Faculty Office			77,680
International Training Office			249,439
Jobs Plus			71,115
Office of Student Engagement		3,360	
University Libraries		5,209	
Total Other Academic Units	1,874,618	176,570	398,234
OTHER UNIVERSITY UNITS			
Public Safety			1,000
Total Other University Units			1,000
Total	12,212,654	3,376,504	14,849,634

Amounts Awarded by Sponsor

	Federal	State	Corporate	Public/Non Profit	Foreign
COLLEGE OF BUSINESS					
Finance	295,684				
Dean's Office			857,500	52,500	
Total College of Business	295,684		857,500	52,500	
COLLEGE OF EDUCATION					
Dean's Office				31,680	68,373
Counseling, Adult and Higher Education	204,000	29,975			
Kinesiology and Physical Education	50,158			500	
Leadership, Educational Psychology and Foundations	6,189				
Morgridge Office	436,025				
Special and Early Education	610,000				
Total College of Education	1,306,372	29,975		32,180	68,373
COLLEGE OF ENGINEERING AND ENGINEERING TECHNOLOGY					
Dean's Office	49,786			40,000	
Electrical Engineering	41,000		77,538		
Engineering Technology	298,564		73,064		
Industrial and Systems Engineering	19,939		358,960	5,000	11,669
Mechanical Engineering	17,531		75,953		
Total College of Engineering and Engineering Technology	426,820		585,515	45,000	11,669
COLLEGE OF HEALTH AND HUMAN SCIENCES					
Dean's Office	513,492				
Campus Child Care				9,313	
Family, Consumer, and Nutrition Sciences				2,949	
Nursing		10,000			
School of Health Studies	39,833	386,560		23,000	
Total College of Health and Human Sciences	553,325	396,560		35,262	

Amounts Awarded by Sponsor

	Federal	State	Corporate	Public/Non Profit	Foreign
COLLEGE OF LIBERAL ARTS AND SCIENCES					
Anthropology	197,902			38,054	
Biological Sciences	41,250			66,988	
Center for Southeast Asian Studies	974,026				
Center for the Study of Family Violence and Sexual Assault	1,124,504				
Chemistry and Biochemistry	1,780,246		20,000	14,845	77,004
Communication					
Computer Science	557,467				
Economics	28,335				
Environmental Studies				112,000	
Geographic and Atmospheric Sciences	430,092		18,000	49,897	
Geology and Environmental Geosciences	173,322			7,560	
History	12,000				
Mathematical Sciences				7,000	
Physics	2,739,330			10,000	7,500
Political Science				30,700	
Psychology	903,973	6,194,989	33,416	152,941	
Public Administration			16,170	144,247	
Sociology				18,987	
Statistics				67,500	
Total College of Liberal Arts and Sciences	8,962,447	6,194,989	87,586	720,719	84,504
COLLEGE OF VISUAL AND PERFORMING ARTS					
Art and Design	123,784				3,875
Art Museum		8,200			
Total College of Visual and Performing Arts	123,784	8,200			3,875
OUTREACH, ENGAGEMENT AND REGIONAL DEVELOPMENT					
Center on Child Welfare and Education		1,197,816			
Center for Governmental Studies	19,718				
Education System Center	272,215				
Illinois Council on Economic Education				34,335	
Illinois Interactive Report Card	1,750,000				
Northern Public Radio		63,933		226,398	
Not for Profit NonGovOrgs	2,117,265				
Outreach, Engagement and Regional Development,VP	29,252	113,686			
P-20 Center	750,537				
Precollegiate-Upward Bound	530,376				
Total Outreach, Engagement and Regional Development	5,469,363	1,375,435		260,733	

Amounts Awarded by Sponsor

	Federal	State	Corporate	Public/Non Profit	Foreign
OTHER ACADEMIC UNITS					
Faculty Development				1,500	
Division of Research and Innovation Partnerships, VP	1,873,118				
Graduate School, Dean's Office		146,500		21,501	
International Student and Faculty Office	77,680				
International Training Office	249,439				
Jobs Plus		71,115			
Office of Student Engagement				3,360	
University Libraries				5,209	
Total Other Academic Units	2,200,237	217,615		31,570	
OTHER UNIVERSITY UNITS					
Public Safety		1,000			
Total Other University Units		1,000			
Total	19,338,032	8,223,774	1,530,601	1,177,964	168,421

Amounts Awarded with Federal Funds**

	FY 2015	FY 2016	FY 2017	FY 2018
Agricultural Research Service/Department of Agriculture				10,000
Altarum Institute			296,998	302,861
American Indonesian Exchange Foundation			45,550	
American Institutes for Research	296,133	4,431	48,714	
Applied Material Systems Engineering, Inc.	30,000			
Argonne National Laboratory	915,165	893,925	640,982	880,598
Batelle		91,023	30,966	
Brookhaven National Laboratory	60,000	96,523	157,000	
Calabazas Creek Research, Inc.			48,999	
Center for Infectious Disease Research	21,738			
Columbia University	183,657	179,517	11,995	35,412
DeKalb County Court Services		11,605		
Department of Agriculture	139,359	30,000	30,000	25,000
Department of Education*	2,407,671	2,433,641	2,029,386	
Department of Energy	1,098,674	424,000	519,000	391,000
Department of Homeland Security		388,745	378,911	385,492
Department of Justice				628,327
Department of State	994,160	803,032	989,018	985,805
Educational Testing Service	15,008			
Euclids Techlabs, LLC				20,000
FAR-TECH, Inc.	50,000			
Fermi National Accelerator Laboratory	397,775	744,008	643,838	561,533
Global Obesity Prevention Center		29,983		
Health Resources and Services Administration/DHHS		99,830		
Hines VA Hospital	20,000	31,423		
Idaho State University	39,682			
Illinois Board of Higher Education	128,000			
Illinois Community College Board			44,999	120,000
Illinois Department of Healthcare and Family Services		1,766,920		1,695,301
Illinois Department of Public Health				39,833
Illinois Department of Natural Resources			65,275	
Illinois Department of Transportation	17,531	19,027		
Illinois Manufacturers' Association Education Fndn				272,215
Illinois Manufacturing Extension Center	1,700,529	1,591,157	1,624,813	1,873,118
Illinois State Board of Education	468,086	633,434	30,568	2,409,789
Illinois Water Resource Center	8,331			
*Institute of Education Sciences/Department of Education				630,312
Institute of International Education	62,706		70,585	77,680
Institute of Museum and Library Services	150,000		240,423	
Invictus Medical, Inc.	129,999			
Kansas State University	270,000	551,199	149,918	505,605
LaSalle County Regional Office of Education		55,874		

Amounts Awarded with Federal Funds**

	FY 2015	FY 2016	FY 2017	FY 2018
Learning Partnership	57,315			
Los Alamos National Laboratory			37,000	
Michigan State University				19,718
National Aeronautics and Space Administration	96,971			
National Endowment for the Humanities	195,000			12,000
National Institute of Child Health and Human Development/NIH/DHHS		428,371		
National Institute of Standards & Technology/ Technology Administration/DOC	1,181,467	8,875		
National Institute on Minority Health and Health Disparities/NIH/DHHS	198,494	173,089		
National Institutes of Health/DHHS	446,900			418,295
National Oceanic & Atmospheric Administration				59,481
National Science Foundation	1,894,637	1,604,866	2,727,053	2,746,052
Natural Resources Conservation Service/USDA		15,000		
New York University			50,268	17,531
New-York Historical Society			42,000	
Northeastern University	10,739			
Northwestern University	345,923	264,101	772,905	632,595
*Office of Postsecondary Education/Department of Education				768,036
*Office of Special Education and Rehabilitative Services/Department of Education				859,979
Polatomic, Inc.				41,000
ProvotonVDA Inc			209,000	209,000
Quality Quest for Health of Illinois, Inc.	42,000			
RadiaBeam Technologies, LLC	58,915		49,166	
Rockford Region Economic Development	10,395			
Salus University	32,600			
School District #33, West Chicago	31,500			
School District #204, Indian Prairie				49,786
Southern Illinois University at Edwardsville	15,437	12,268	5,146	6,189
State University of New York at Stony Brook				372,124
Substance Abuse & Mental Health Services Admin.			102,000	204,000
Sustainable Agriculture Research and Education				1,500
Temple University			7,942	10,461
U.S. Army Institute for the Behavioral and Social Sciences (ARI)	60,000			
U.S. Army Medical Department	224,582	4,933		
U.S. Fish & Wildlife Service/Dept of the Interior			111,002	
U.S. Geological Survey/Department of the Interior	90,000			
U.S. Securities and Exchange Commission				295,684
Universities Research Association, Inc.	23,000			
University of Chicago		38,863	19,832	48,562

Amounts Awarded with Federal Funds**

	FY 2015	FY 2016	FY 2017	FY 2018
University of Illinois at Chicago	17,839	17,929	15,284	
University of Illinois at Chicago Occupational and Environmental Health and Safety Education and Research Center				19,939
University of Minnesota	49,999	27,501		
University of Nevada, Las Vegas	72,365			
University of Notre Dame	29,280	12,840	12,840	3,480
University of Washington	20,974	22,994	23,452	23,682
Vietnam Education Foundation		56,580		
Virginia Commonwealth University				50,158
Winnebago County				618,899
Winnebago County Regional Planning & Development			45,500	
Total	14,810,536	13,567,507	12,328,328	19,338,032

*Department of Education now broken out by individual offices

**Includes pass through funding

Amounts Awarded with State Funds**

	FY 2015	FY 2016	FY 2017	FY 2018
Attorney General		509,050		
Chapin Hall	8,463			
Chicago Trading Company	25,000			
Department of Children and Family Services	4,256,204	4,150,674	7,779,268	
Department of Public Health	2,752,684	361,940	372,788	
Department of Transportation	1,494,076	1,667,482		
Illinois Arts Council	115,200	9,520	6,800	43,860
Illinois Board of Higher Education	155,562			227,615
Illinois Community College Board				29,975
Illinois Department of Children and Family Services				7,392,805
Illinois Department of Public Health				384,560
Illinois State Board of Education				113,686
Illinois State Library				28,273
Illinois State University		15,000		
Kenneth Young Center	38,000			
State Board of Education	346,554	3,010,181	145,196	
State Library	28,273	23,183	23,183	
Southern Illinois University at Edwardsville				
University of Illinois at Chicago	7,581	32,929	25,000	
University of Illinois at Urbana-Champaign				3,000
Total	9,227,597	9,779,959	8,352,235	8,223,774

**Includes flow through funding

Amounts Awarded with Corporate Funds

	FY 2015	FY 2016	FY 2017	FY 2018
21st Century			4,850	
720 Worldwide, Inc.	25,000			
A.J. Antunes & Co.				27,500
Abbott Laboratories Fund				10,000
Abbott Nutrition	10,000	10,000		
AbbVie Inc.	107,079	41,000	63,772	
Accertify, Inc.	25,000			
Ace Hardware		10,000		
Advantage Bearing Technologies			25,000	25,000
AGCO Corp.	25,000			
Alligatortek			25,000	25,000
American Express		75,000	25,000	
Amita Health				10,000
Aon Hewitt				27,500
Applied Material Systems Engineering, Inc.	12,000			
Arcelor Mittal	25,000	25,000		
AST Corporation	25,000	25,000		
Astellas Pharma Global Development		25,000	25,000	
AT&T		25,000	25,000	
ATI Physical Therapy		25,000	25,000	
Aurora Metals Division, LLC	12,000		6,000	
Aurora Specialty Textiles Group, Inc.			7,000	50,953
Auto Truck Group		25,000	25,000	
Baxter Health Care Corporation		25,000		27,500
Baxter International, Inc.			25,000	
Bergstrom, Inc.	25,000	25,000		
Bose	28,280			
Brenntag Great Lakes				27,500
Brian Bemis Automotive Group				27,500
Burgess-Norton Manufacturing Company			25,000	25,000
Cadence Health System	8,875			
Callahan Mechanical Sales, Inc.	25,000			
CareerBuilder			35,000	25,000
Career Education Corp.			10,000	
Caterpillar, Inc.	447,335	457,062		
Cell Science Systems	15,000			
Century Aluminum	25,000	25,000		
Chalmers St. Consulting			15,832	14,999
ChemNova Technologies, Inc.	60,000	20,000		20,000
CIGNA	25,000	25,000		
CitiBank		25,000	25,000	
Colgate-Palmolive Company	10,000	20,000		
Conduent, Inc.				25,000
Corrosion Monitoring Services, Inc.		25,000	25,000	
Cristal Metals			10,563	
CVS Caremark	25,000			
Danze, Inc.	25,000			

Amounts Awarded with Corporate Funds

	FY 2015	FY 2016	FY 2017	FY 2018
Daubert Chemical Company, Inc.	7,000	14,000	7,000	7,000
Discover Financial Services		50,000	50,000	
Diversity Connected	25,000			
Do It Best Corporation	10,000			
Driv-Lok, Inc.			2,000	
Dunlee, A Division of Philips Healthcare	33,000			
Echo Global Logistics	25,000			
Elgin Industries			55,331	
Elkay Manufacturing			25,000	25,000
ELS Educational Services, Inc.	10,000	10,000	10,000	
Engineering Plus, LLC	25,000			
Engineering Solutions On Site				36,464
Equipment Depot		25,000	25,000	
Federal Signal Corporation	25,000	25,000		
Fiat Chrysler Automobile		25,000	25,000	
FONA International, Inc.		49,143		
Fresenius Medical Care		25,000	25,000	
Future Energy Systems			68,437	
General Motors Company	55,000			39,000
Gold Eagle			25,000	25,000
Gri Engineering & Development, LLC		25,000	25,000	
Hamilton Sundstrand Corporation	29,999			
HNTB Corporation			25,000	25,000
HydraForce, Inc.				7,500
Hyster Corporation			25,000	
Hyster-Yale Materials Handling				25,000
Ideal Industries, Inc.		4,395		7,000
Image Industries, Inc.		24,542		
Insurance Auto Auctions, Inc.	10,000			
Invigorate Corporation	25,000	25,000		
Ipsen, Inc.	25,000	25,000		
Ismile Technologies, LLC	25,000	25,000		
Jamco Products				30,939
Jewel-Osco	10,000		10,000	20,000
Justrite Manufacturing Company	21,299			
Kerry Group		25,000	25,000	
Key Reversal Trading, Inc.	25,000	25,000		
Knaack LLC	10,000			
Lenze Americas	25,000	25,000		
Levenfeld Pearstein, LLC			25,000	25,000
Linde Gas		25,000	25,000	
LSVT Global, Inc.			1,500	
Marmom Group				25,000
MC Consulting, Inc.	39,700			
McDonald's Corporation	10,000			
McKesson Corporation		25,000		
Medikmark Inc.		72,326	41,370	35,683

Amounts Awarded with Corporate Funds

	FY 2015	FY 2016	FY 2017	FY 2018
Medline Industries			20,000	20,000
Midwest Bone & Joint Institute		25,000	25,000	
Mi-Jack Products, Inc.	11,012			
Mitsuboshi Belting Ltd.			25,000	
Mondelez International	25,000	25,000		
Monsanto				27,500
Motorola Solutions	25,000	25,000		
Nalco Chemical				27,500
National Express	25,000	25,000		66,575
Navistar Inc.	125,000	145,000	85,000	
Navitus Health Solutions	25,000			
Nestle Brands Company			36,869	
Oracle Corporation		25,000	25,000	
OrthoIllinois			25,000	25,000
O'Toole Associates, LLC			7,800	
Parent Petroleum		10,000	10,000	10,000
PCI, Inc.	25,000			
Pearson, PLC		25,000	25,000	
Pentair, Inc.		25,000	25,000	
Plano Synergy		10,000		
Premier Crop Systems	20,000	15,000		
PricewaterhouseCoopers		25,000	25,000	
Prince Castle LLC	10,000			
Private Sponsor	31,361			95,538
Quality Fabricators, Inc.	23,989	27,139		
Radco Industries, Inc.	25,000			
Rand McNally			25,000	
Rexam Beverage Can	25,000			
RTS Packaging LLC		25,000	25,000	
Ruth M. Rothstein CORE Center		25,000		
Safe-T-Sense	25,000			
Salesforce				27,500
Scot Forge		10,000	10,000	
Sherwin-Williams				25,000
Shiloh Industries, Inc.				25,000
Sikich, LLP			4,885	
Six-Sigma	69,000	92,500	67,200	96,800
Southern Wine & Spirits		25,000	25,000	
SPX Flow			14,000	14,000
SPX Hydraulic Technologies	25,742			
SRS Distribution Incorporated			25,000	25,000
Suncast Corporation			7,000	
SureStaff Temp Services				27,500
Susan Myket, Ph.D. & Associates	35,155	33,415		16,708
Symbiotic, Inc.	2,150	2,150		
Tate & Lyle		25,000	25,000	
TCF Inventory Finance	25,000	25,000		

Amounts Awarded with Corporate Funds

	FY 2015	FY 2016	FY 2017	FY 2018
Tebala Shriners	10,000			
Tek Pak, Inc.	30,000			
Tezzaron Semiconductor, Corp.	10,000			
Toczycki Law Office		25,000		
TouchPoint360				27,500
Trustmark Insurance			25,000	25,000
ULTA, Inc.	25,000			
UniCarriers Corporation				10,000
United Airlines	25,000	25,000		
United Technologies Corporation		35,068		
Universal Health Services		25,000	25,000	
Upstaging, Inc.			7,914	
US Cellular Corp.				27,500
UTC Aerospace Systems	24,570	25,000	50,000	25,000
Valspar Corporation			25,000	
Vantage Leadership Consulting		10,442		
Vaya Group				16,708
Vélan Solutions, LLC				25,000
Village of Lemont		15,400		16,170
VIP Research and Evaluation			17,050	
Viskase Companies, Inc.	25,000			
Volta Energy Technologies, LLC				73,064
Voxtel, Inc.	34,707			
Waste Management	25,000			
Wells Lamont LLC			25,000	
WestRock		17,924		
Wiss, Janney, Elstner Associates, Inc.		25,000	25,000	
Woods Equipment Company	6,000			
Woodward Governor Company		7,000		
Woodward, Inc.			52,439	28,000
Xerox Care Integration Services			25,000	
Xerox Corporation			25,000	25,000
XSPORT Fitness		10,000		
Xylem		7,000		
Total	2,250,253	2,380,506	1,813,812	1,530,601

Amounts Awarded with Public/Non-Profit Funds

	FY 2015	FY 2016	FY 2017	FY 2018
Alexian Brothers - St. Alexius Medical Center		9,835		
Alexian Brothers Medical Center		9,835		
Altrusa Club of DeKalb-Sycamore, Illinois		400		500
American Council of Learned Societies			70,000	
American Educational Research Association		2,500		
American Library Association	3,500			
American Nurses Foundation		4,207		
American Planning Association			41,873	
American Psychological Association		1,000	9,212	
American Psychological Foundation			20,000	
American Speech-Language-Hearing Foundation	10,000			
Asia Foundation			8,000	
Association for Education in Journalism and Mass Communication				2,500
Campus Compact				3,360
CASA DeKalb County, Inc.			29,440	
Casualty Actuarial Society (CAS)		12,500		35,500
Center for the Study of Federalism	12,668			
CGH Medical Center	4,600			
Charles G. Koch Charitable Foundation	11,000	30,000	19,000	30,700
Chicago Zoological Society			1,500	
City of Batavia			9,800	
City of Chicago			2,000	
City of DeKalb	12,086	26,040	9,800	
City of Elmhurst			9,480	
City of Geneva		26,000		16,170
City of Highland Park	18,118			
City of Montgomery	21,840			
City of Park Ridge			9,850	
City of Peoria			9,950	
City of Rochelle		3,039		
City of Rockford				13,440
City of Sandwich			4,050	
City of St. Charles			4,800	
City of Sun Prairie, Wisconsin				12,480
City of Yorkville	27,300		910	
Civic Leadership Academy			26,028	
Civic Orchestra, The	5,106			
Clearbrook			1,652	
CME Group Foundation	13,900			
College of Lake County	102,000	51,000	34,000	
Columbus Zoo	5,000			
Communities in Schools of Aurora, Inc.		20,992		

Amounts Awarded with Public/Non-Profit Funds

	FY 2015	FY 2016	FY 2017	FY 2018
Community Consolidated School District #15	17,031			
Community Coordinated Child Care			5,179	11,762
Conservation, Food and Health Foundation				28,054
Conservation International			3,000	
Consortium for Educational Change	20,488			
Corporation for Public Broadcasting	471,820	224,557	223,356	226,398
Council on Library and Information Resources			448,893	
DeKalb Chamber of Commerce			21,720	16,170
DeKalb County			20,229	
DeKalb County Community Foundation	38,549	18,854	2,820	
DeKalb County Court Services	21,408	21,408	21,408	
DeKalb County Economic Development Corporation	10,164	10,164	10,316	10,316
DeKalb County Mental Health Board			5,000	
DeKalb Township				500
Dunham Fund		19,750		
DuPage County Health Department			4,775	
DuPage Federation on Human Services Reform			948	
Econ Illinois		34,276	34,335	34,335
Elgin Community College			8,500	
Ely Lamda Alpha			38,880	
Eppley Foundation for Research, Inc.		23,008		
Evolving Earth Foundation		3,000		
Exceptional Children Have Opportunities (ECHO)	13,216			
Friends of Nachusa Grasslands	750	2,000		
Genoa-Kingston Community Unit School District 424	35,008	17,977		17,977
Graduate Women in Science				10,000
Great Lakes Athletic Trainers' Association (GLATA)		1,250		
Greenville Zoo		1,000		
Harper College			10,000	
Huntley Area Public Library District			8,000	
iFiber	68,000	68,000	35,000	
Illinois Association for Health, Physical Education, Recreation and Dance			500	
Illinois Association of Environmental Professionals	1,000	500		
Illinois Association of School Business Officials	406,500	401,500	399,917	
Illinois City/County Management Association			153,125	
Illinois Comprehensive Musicianship Through Performance		8,000	18,500	
Illinois Humanities Council		2,500		
Illinois Institute for Rural Affairs			5,000	
Illinois Local Government Lawyers Association			28,121	
Illinois Mathematics and Science Academy			6,000	
Illinois Municipal League			8,000	

Amounts Awarded with Public/Non-Profit Funds

	FY 2015	FY 2016	FY 2017	FY 2018
Illinois Network of Child Care Resource & Referral Agencies	117,000			
Illinois Public Employer Labor Relations Association			13,281	
Illinois Rural Health Network	146,217			
Illinois Science & Energy Innovation Foundation				112,000
Illinois Student Assistance Commission			35,000	
Indiana University			1,000	
Invest Aurora			16,170	
Iowa State University	4,510			
Japanese Chamber of Commerce and Industry of Chicago	5,041			
Joliet Junior College	25,000	25,000		
Kane County Court Services	5,000			
Kane County Health Department	14,633		10,800	
Kildeer Countryside Community Consolidated School District 96		46,000	138,000	
KishHealth System Behavioral Health Services, Ben Gordon Center				4,584
Kishwaukee Community Hospital		15,000		
Kishwaukee Health System		15,000	6,613	
Kreider Services, Inc.	64,500	18,700	18,700	
Lake County			22,500	
Lake County Forest Preserve District	40,663	177,012	23,530	22,838
Little City of Palatine		16,170	2,695	16,170
LivingRite the Center for Behavioral Health		15,000		
Luce (Henry) Foundation, Inc.		20,000		
McDonald (Ronald) House Charities			15,798	
McHenry County			14,900	
McHenry County College			8,500	
McKnight Foundation			25,000	
Midwest Leadership Academy			9,725	
Motorola Foundation	50,000	100,000		40,000
Naperville Area Chamber of Commerce			16,303	
National Academy of Education		70,000		
National Communication Association	6,912			
National Geographic Society		23,520	19,553	34,250
National Ground Water Association Research and Educational Foundation		5,000		7,560
National Humanities Center			32,640	
National Socio-Environmental Synthesis Center	25,000			
Nature Conservancy	7,000	9,000		9,900
Northern Illinois Food Bank	20,100	50,048	10,312	23,000
Northern Illinois Workford Alliance			40,830	

Amounts Awarded with Public/Non-Profit Funds

	FY 2015	FY 2016	FY 2017	FY 2018
Northwestern Medicine			2,000	5,000
Northwestern University	10,333		39,577	
Oakton Community College			8,500	
Opportunity House, Inc.	12,314	12,314		12,314
Oregon Health and Science University			22,265	
OSF HealthCare		29,286		
Primate Conservation, Inc.	1,500	1,400		
Princeton University		50,078		
Professional and Organizational Development Network in Higher Education				1,500
Rita Allen Foundation				12,345
Rockford Regional Health Council			45,000	
Rutgers, the State University of New Jersey	7,464			
Schaumburg Fire Department			15,000	
Schaumburg Township			7,500	
School District # 31, West Northfield	58,500			
School District # 33C, Homer CC			13,227	
School District # 46, Elgin				15,840
School District # 50, Harvard			40,000	
School District # 86, Joliet	30,444	30,444		30,444
School District # 154, Wolcott School, Thornton	9,461			
School District # 205, Rockford			54,546	
School District # 303, St. Charles	27,796	23,321		
School District # 365U, Valley View, Romeoville	5,177			
School District # 425, Indian Creek	17,031	35,954		
School District # 428, DeKalb Community Unit	17,977		17,977	15,840
Sheltered Village, Inc.	20,668	20,668	20,668	
Sherman Hospital		9,835		
Sigma Theta Tau International	4,000	3,000	4,000	
Sigma Xi			1,000	
Simons Foundation	7,000		7,000	7,000
Society for the Study of School Psychology				4,330
Society of Actuaries			40,000	32,000
Society for Human Resource Management	69,292			
Society for the Scientific Study of Religion	5,000			
South Suburban Mayors and Managers Association			2,825	
Special Education District of Lake County (SEDOL)			4,950	
Sport Management Leadership Foundation	4,500			
St. Charles Public Library			16,045	
Stephenson County			9,350	
Tanzania Development Support	27,400		10,500	
The Administrators of the Tulane Educational Fund (Tulane University of Louisiana)		67,000		

Amounts Awarded with Public/Non-Profit Funds

	FY 2015	FY 2016	FY 2017	FY 2018
Two Rivers Head Start	10,000			
Universities Research Association, Inc.		15,000		10,000
University of California, San Diego				18,987
University of Chicago - Medicine				27,500
University of Georgia			15,000	
University of Michigan				83,292
University of Washington		11,396	16,757	5,209
VentureWell	5,000	12,500		
Village of Algonquin		13,800	32,340	5,265
Village of Antioch			13,200	
Village of Bartlett			17,480	
Village of Berkeley			3,800	
Village of Campton Hills	15,400			
Village of Carol Stream	26,452	33,828	39,000	39,581
Village of Dolton			3,850	
Village of Elk Grove	16,170			22,222
Village of Glen Ellyn		16,170	16,170	
Village of Glenview	33,600		25,000	25,000
Village of Hoffman Estates			24,780	
Village of Itasca	19,800	16,170		
Village of Libertyville			16,750	
Village of North Aurora		25,348	7,750	430
Village of Oswego			11,750	
Village of Schiller Park				25,200
Village of Shabbona			11,000	
Village of Shorewood			7,150	
Village of Skokie				16,700
Village of Western Springs	5,535	7,380		
Village of Woodridge		15,400		
Visiting Nurse Association of Fox Valley		43,995		
Waubonsee Community College		45,682	43,001	21,501
Whiteside County Economic Development			3,000	
William Rainey Harper College	17,000			
Wisconsin City/County Management Association			54,922	
YMCA of Metro Chicago	25,000			
Total	2,392,442	2,200,511	3,069,347	1,177,964

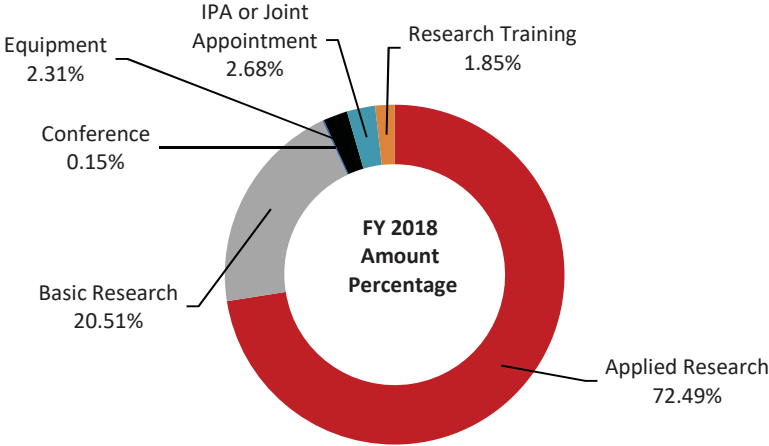
Amounts Awarded with Foreign Funds

Ajou University	11,669
Deutscher Akademischer Austausch Dienst (DAAD)	3,875
Ion Beam Applications, SA	7,500
Miaoli County Government Education Department, Taiwan	68,373
University of Technology, Sydney	77,004
Total	168,421

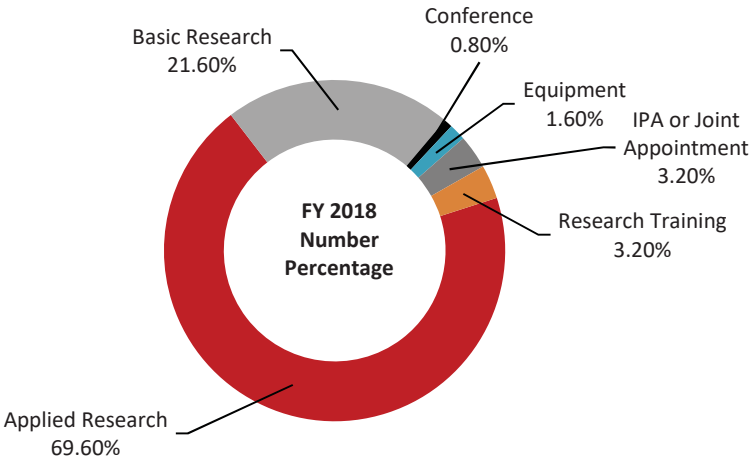
Research



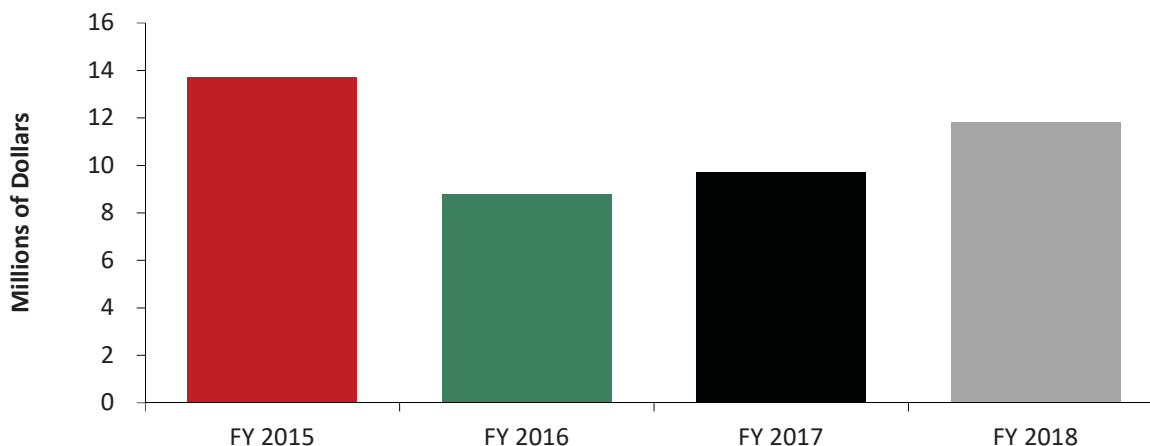
Research Awards by Purpose



PURPOSE OF FUNDING	Amount of Awards	Number of Awards
Applied Research	8,958,690	87
Basic Research	2,426,272	27
Conference	18,000	1
Equipment	273,810	2
IPA or Joint Appointment	317,426	4
Research Training	218,456	4
Total	12,212,654	125



Research Awards by College and Sponsor



College Comparison

COLLEGE/UNIT	FY 2015	FY 2016	FY 2017	FY 2018
Business	224,582	4,933		295,684
Education	303,833	78,181	48,714	436,525
Engineering and Engineering Technology	2,563,161	839,085	822,449	733,166
Health and Human Sciences	614,303	672,913	754,917	660,024
Law				
Liberal Arts and Sciences	2,751,076	361,940		
Life, Physical and Mathematical Sciences	3,974,162	4,207,576	5,081,365	5,712,154
Social Sciences	1,204,994	882,235	1,002,206	1,681,238
Visual and Performing Arts			45,550	127,659
Outreach Engagement, and Regional Development	170,655	27,501	250,667	691,586
Other Academic Units	1,906,089	1,691,180	1,686,366	1,874,618
Other University Units		10,000	10,000	
Total	13,712,855	8,775,544	9,702,234	12,212,654

FY 2018 Research Awards by Sponsor

Sponsor	Amount	Amount Percentage	Number of Awards	Number Percentage
Federal	10,989,432	89.98%	87	69.60%
State	386,560	3.17%	2	1.60%
Corporate	332,677	2.72%	10	8.00%
Public/Non-Profit	403,937	3.31%	22	17.60%
Foreign	100,048	0.82%	4	3.20%
Total	12,212,654	100.00%	125	100.00%

Research Awards by Department

	FY 2015	FY 2016	FY 2017	FY 2018
COLLEGE OF BUSINESS				
Accountancy	224,582	4,933		
Finance				295,684
Total College of Business	224,582	4,933		295,684
COLLEGE OF EDUCATION				
Kinesiology and Physical Education		1,250		500
Leadership, Educational Psychology and Foundations	296,133	74,431	48,714	
Literacy Education	7,700	2,500		
Morgridge Office				436,025
Total College of Education	303,833	78,181	48,714	436,525
COLLEGE OF ENGINEERING AND ENGINEERING TECHNOLOGY				
Dean's Office	85,052			49,786
Electrical Engineering	139,999	35,003		41,000
Engineering Technology	180,511	130,511	370,001	371,628
Industrial and Systems Engineering	636,457	611,988	210,418	216,268
Mechanical Engineering	1,521,142	61,583	242,030	54,484
Total College of Engineering and Engineering Technology	2,563,161	839,085	822,449	733,166
COLLEGE OF HEALTH AND HUMAN SCIENCES				
Dean's Office	285,441	293,387	739,105	210,631
Allied Health and Communicative Disorders	10,000		1,500	
Family, Consumer, and Nutrition Sciences	45,100	50,048	10,312	
Nursing and Health Studies	273,762	329,478	4,000	449,393
Total College of Health and Human Sciences	614,303	672,913	754,917	660,024
COLLEGE OF LIBERAL ARTS AND SCIENCES				
Dean's Office	2,751,076	361,940		
Anthropology	97,473	114,362	328,802	234,456
Biological Sciences	699,049	236,032	664,637	98,338
Center for Non-Governmental Leadership and Development	16,650			
Center for the Study of Family Violence and Sexual Assault		478,371	27,592	600,299
Chemistry and Biochemistry	113,480	127,611	458,320	1,877,250
Communication	6,912			14,845
Computer Science	532,460	392,932	445,762	557,467

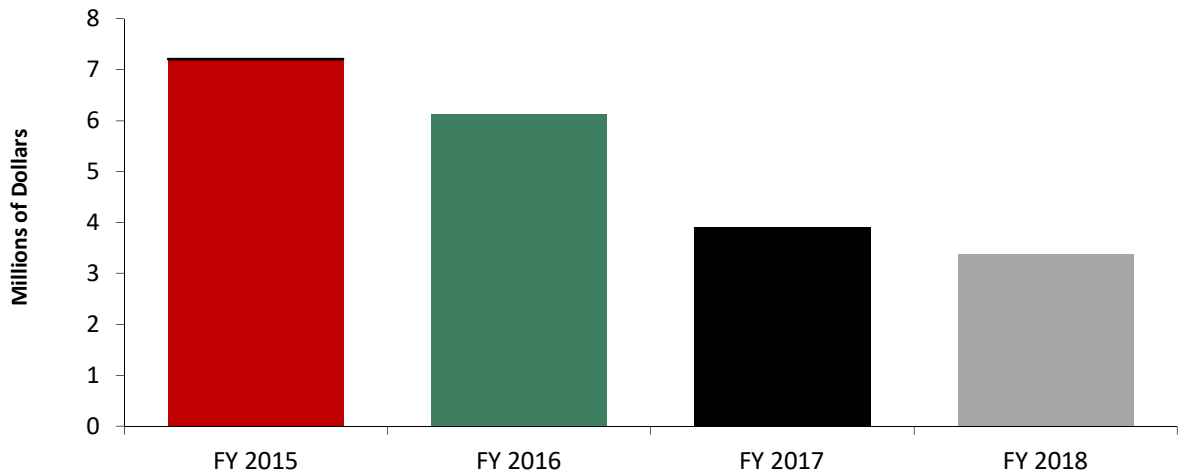
Research Awards by Department

	FY 2015	FY 2016	FY 2017	FY 2018
Economics		18,396		28,335
English			70,000	
Geographic and Atmospheric Sciences	151,754	63,828	39,000	487,673
Geology and Environmental Geosciences	709,958	315,232	232,603	180,882
History		90,507	42,000	12,000
Mathematical Sciences	7,000		29,265	7,000
Philosophy	22,237	67,000	32,640	
Physics	1,760,461	3,044,441	3,118,006	2,436,044
Political Science	11,000	30,000	19,000	30,700
Psychology	1,033,054	71,994	482,172	741,616
Public Administration	12,668			
Sociology	5,000	11,605		18,987
Statistics		27,500	93,772	67,500
Total College of Liberal Arts and Sciences	7,930,232	5,451,751	6,083,571	7,393,392
COLLEGE OF VISUAL AND PERFORMING ARTS				
Art and Design				127,659
Music			45,550	
Total College of Visual and Performing Arts			45,550	127,659
OUTREACH, ENGAGEMENT, AND REGIONAL DEVELOPMENT				
Center for Governmental Studies	78,656			19,718
P-20 Center				249,904
Regional Development Institute			250,667	421,964
Survey Research Team	91,999	27,501		
Total Outreach, Engagement, and Regional Development	170,655	27,501	250,667	691,586
OTHER ACADEMIC UNITS				
Administration and Finance		10,000	10,000	
Division of Research and Innovation Partnerships		91,023	1,584,350	1,873,118
Environment, Sustainability & Energy	192,060	9,000		
Faculty Development				1,500
International Programs Office	10,000			
Executive Vice President and Provost	1,700,529	1,591,157	40,463	
University Libraries	3,500		61,553	
Total Other Academic Units	1,906,089	1,701,180	1,696,366	1,874,618
Total Research	13,712,855	8,775,544	9,702,234	12,212,654
Total Funding	29,909,840	28,097,622	25,955,090	30,438,792

Instruction



Instruction by College and Sponsor



College Comparison

COLLEGE/UNIT	FY 2015	FY 2016	FY 2017	FY 2018
Business	1,015,000	1,332,500	1,280,000	910,000
Education	2,292,304	1,161,873	1,105,805	766,400
Engineering and Engineering Technology	228,600	317,374	211,200	179,300
Health and Human Sciences	155,787	2,150		10,000
Law				
Liberal Arts and Sciences	1,486,457	1,565,907	1,003,764	767,007
Visual and Performing Arts	5,106	8,000	18,500	
Outreach, Engagement, and Regional Development	1,494,076	1,701,758	194,460	567,227
Other Academic Units	524,989	32,996	90,724	176,570
Other University Units				
Total	7,202,319	6,122,558	3,904,453	3,376,504

FY 2018 Instruction Awards by Sponsor

Sponsor	Amount	Amount Percentage	Number of Awards	Number Percentage
Federal	1,686,878	49.96%	9	9.78%
State	156,500	4.63%	3	3.26%
Corporate	1,081,386	32.03%	51	55.43%
Public/Non-Profit	383,367	11.35%	27	29.35%
Foreign	68,373	2.02%	2	2.17%
Total	3,376,504	100.00%	92	100.00%

Instruction Awards by Department

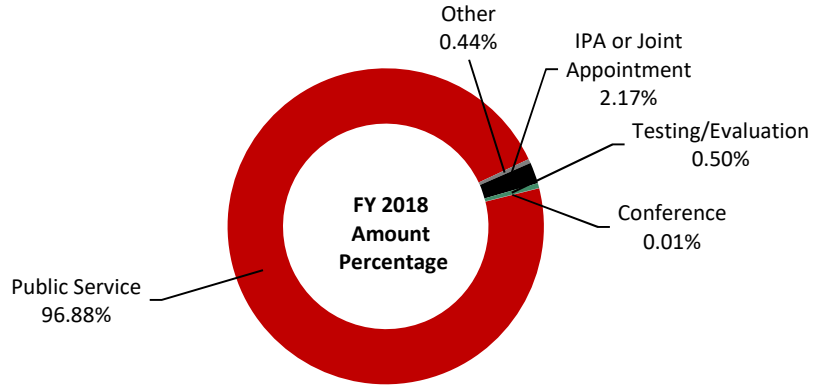
	FY 2015	FY 2016	FY 2017	FY 2018
COLLEGE OF BUSINESS				
Dean's Office	1,015,000	1,320,000	1,280,000	910,000
Management		12,500		
Total College of Business	1,015,000	1,332,500	1,280,000	910,000
COLLEGE OF EDUCATION				
Dean's Office	834,275	539,605	740,159	100,053
Educational Technology, Research, and Assessment	60,000			
Kinesiology and Physical Education	4,500		500	50,158
Leadership, Educational Psychology and Foundations	20,488	12,268	5,146	6,189
Literacy Education	1,013,041			
Special and Early Education	360,000	610,000	360,000	610,000
Total College of Education	2,292,304	1,161,873	1,105,805	766,400
COLLEGE OF ENGINEERING AND ENGINEERING TECHNOLOGY				
Dean's Office	100,000	175,874	85,000	
Industrial Engineering	128,600	141,500	126,200	179,300
Total College of Engineering and Engineering Technology	228,600	317,374	211,200	179,300
COLLEGE OF HEALTH AND HUMAN SCIENCES				
Dean's Office	8,875			
Allied Health and Communicative Disorders	96,762			
Family, Consumer and Nutrition Sciences	50,150	2,150		
Nursing				10,000
Total College of Health and Human Sciences	155,787	2,150		10,000

	FY 2015	FY 2016	FY 2017	FY 2018
COLLEGE OF LIBERAL ARTS AND SCIENCES				
Anthropology	90,117			
Biological Sciences		56,580		9,900
Center for Non-Governmental Leadership and Center for Southeast Asian Studies	7,680			
Geographic and Atmospheric Sciences	731,545	762,660	500,160	237,660
Psychology	10,164	10,164	10,316	10,316
Public Administration	342,623	496,633	340,263	348,714
Statistics	197,249	198,870	153,025	160,417
Statistics	107,079	41,000		
Total College of Liberal Arts and Sciences	1,486,457	1,565,907	1,003,764	767,007
OUTREACH, ENGAGEMENT AND REGIONAL DEVELOPMENT				
Center for Governmental Studies			160,125	
Education System Center				272,215
Illinois Council on Economic Education		34,276	34,335	34,335
Motorcycle Safety	1,494,076	1,667,482		
P-20 Center				260,677
Total Outreach, Engagement and Regional	1,494,076	1,701,758	194,460	567,227
COLLEGE OF VISUAL AND PERFORMING ARTS				
Dean's Office		8,000	18,500	
Music	5,106			
Total College of Visual and Performing Arts	5,106	8,000	18,500	
OTHER ACADEMIC UNITS				
Division of Research and Innovation	116,982		30,966	
Graduate School, Dean's Office		21,600	43,001	168,001
Office of Student Engagement				3,360
University Libraries		11,396	16,757	5,209
Provost Office	408,007			
Total Other Academic Units	524,989	32,996	90,724	176,570
Total Instruction	7,197,213	6,114,558	3,904,453	3,376,504
Total Funding	29,909,840	28,097,622	25,955,090	30,438,792

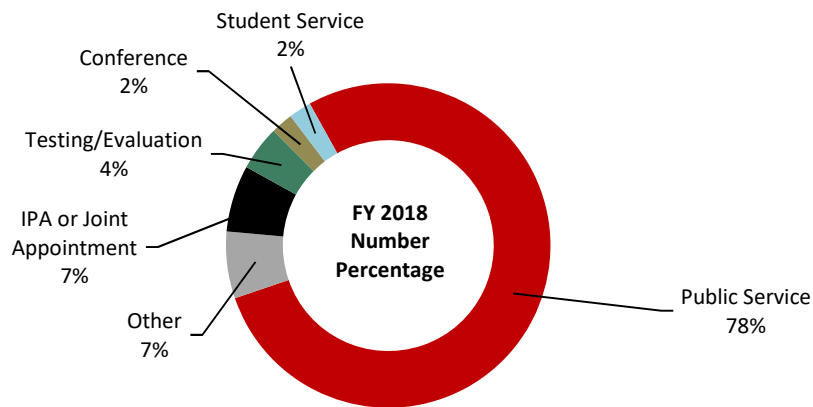
Other Sponsored Activities



Other Sponsored Activities by Purpose



PURPOSE OF FUNDING	Amount of Awards	Number of Awards
Public Service	14,350,457	35
Other	65,442	3
IPA or Joint Appointment	320,786	3
Testing/Evaluation	74,801	2
Conference	1,500	1
Student Service	36,648	1
Total	14,849,634	45



Other Sponsored Activities Awards



College Comparison

COLLEGE/UNIT	FY 2015	FY 2016	FY 2017	FY 2018
Business				
Education	478,800	411,782	102,000	233,975
Engineering and Engineering Technology	157,207	113,553	7,000	156,538
Health and Human Sciences		35,932	306,639	315,123
Law		509,050		
Liberal Arts and Sciences	4,495,634	4,366,147	7,871,585	7,889,846
Visual and Performing Arts	41,100		9,620	8,200
Outreach, Engagement, and Regional Development	2,956,814	6,934,668	3,013,488	5,846,718
Other Academic Units	845,972	801,861	1,038,071	398,234
Other University Units	19,139	26,527		1,000
Total	8,994,666	13,199,520	12,348,403	14,849,634

FY 2018 Other Sponsored Activities Awards by Sponsor

Sponsor	Amount	Amount Percentage	Number of Awards	Number Percentage
Federal	6,661,722	44.86%	21	46.67%
State	7,680,714	51.72%	14	31.11%
Corporate	116,538	0.78%	3	6.67%
Public/Non-Profit	390,660	2.63%	7	15.56%
Foreign		0.00%	0	0.00%
Total	14,849,634	100.00%	45	100.00%

Other Sponsored Activities Awards by Department

	FY 2015	FY 2016	FY 2017	FY 2018
COLLEGE OF EDUCATION				
Counseling, Adult and Higher Education	38,000		102,000	233,975
Literacy and Elementary Education	376,700	387,700		
Research, Evaluation and Policy Studies	31,500	24,082		
Special and Early Education	32,600			
Total College of Education	478,800	411,782	102,000	233,975
COLLEGE OF ENGINEERING AND ENGINEERING TECHNOLOGY				
Dean's Office	50,000	50,000		40,000
Electrical Engineering				77,538
Engineering Technology		3,039		
Industrial and Systems Engineering			7,000	
Electrical Engineering	34,707	50,000		
Mechanical Engineering	72,500	10,514		39,000
Total College of Engineering and Engineering Technology	157,207	113,553	7,000	156,538
COLLEGE OF HEALTH AND HUMAN SCIENCES				
Dean's Office			296,998	302,861
Campus Child Care				9,313
Family, Consumer, and Nutrition Sciences		1,650		2,949
Nursing and Health Studies		34,282	9,641	
Total College of Health and Human Sciences		35,932	306,639	315,123
COLLEGE OF LAW				
College of Law Faculty		509,050		
Total College of Law		509,050		
COLLEGE OF LIBERAL ARTS AND SCIENCES				
Anthropology	399,475	20,000	25,000	1,500
Center for Southeast Asian Studies	490,000	482,500	739,027	736,366
Center for the Study of Family Violence and Sexual Assault		501,199	195,418	524,205
Chemistry and Biochemistry	10,000	20,000		
Communication		2,500		
Computer Science	13,900			
Environmental Studies				112,000
External Programming		4,500		
Physics	599,124	384,929	382,887	320,786
Psychology	2,938,435	2,950,519	6,529,253	6,194,989
Sociology	5,000			
Statistics	39,700			
Total College of Liberal Arts and Sciences	4,495,634	4,366,147	7,871,585	7,889,846

Other Sponsored Activities Awards by Department

	FY 2015	FY 2016	FY 2017	FY 2018
COLLEGE OF VISUAL AND PERFORMING ARTS				
Dean's Office	2,500			
Art and Design			820	
Art Museum	7,800		6,800	8,200
External Programming				
Music			2,000	
Theatre and Dance	30,800			
Total College of Visual and Performing Arts	41,100		9,620	8,200
OUTREACH, ENGAGEMENT, AND REGIONAL DEVELOPMENT				
VP Office		117,009	65,926	142,938
Center for Child Welfare and Education	1,317,769	1,215,155	1,258,227	1,197,816
Center for Governmental Studies	10,395		757,480	
Illinois Interactive Report Card	806,940	3,471,557		1,750,000
Northern Public Radio	607,493	257,260	246,539	290,331
Not for Profit NonGovOrgs				1,695,301
Office of Education System Innovation		38,767	145,196	
P-20 Center				239,956
Precollegiate-Upward Bound	459,367	436,320	505,120	530,376
Regional Development Institute	214,217	1,834,920	35,000	
Total Outreach, Engagement, and Regional Development	3,416,181	7,370,988	3,013,488	5,846,718
OTHER ACADEMIC UNITS				
Campus Child Care	10,319	504	5,179	
Career Services	38,580	44,505		
Center for Burma Studies			8,000	
Executive Vice President and Provost	80,000		689,316	
International Student and Faculty Office	62,706	70,660	70,585	77,680
International Training Office		249,872	249,991	249,439
Jobs Plus				71,115
University Libraries	195,000			
University Press			15,000	
Total Other Academic Units	386,605	365,541	1,038,071	398,234
OTHER UNIVERSITY UNITS				
Materials Management				
Public Safety	19,139	26,527		1,000
Total Other University Units	19,139	26,527		1,000
Total Other Sponsored Activities	8,994,666	13,199,520	12,348,403	14,849,634
Total Funding	29,909,840	28,097,622	25,955,090	30,438,792

FY 2018 Awards Detail



FY 2018 Awards Detail

COLLEGE OF BUSINESS

College of Business, Dean's Office

Carrel, Ann, Executive MBA Contract Courses, Advantage Bearing Technologies, (Instructional Programs), \$25,000

Carrel, Ann, Executive MBA Contract Courses, A.J. Antunes & Co., (Instructional Programs), \$27,500

Carrel, Ann, Executive MBA Contract Courses, Alligatortek, (Instructional Programs), \$25,000

Carrel, Ann, Executive MBA Contract Courses, Aon Hewitt, (Instructional Programs), \$27,500

Carrel, Ann, Executive MBA Contract Courses, Baxter Healthcare Corporation, (Instructional Programs), \$27,500

Carrel, Ann, Executive MBA Contract Courses, Brenntag Great Lakes, (Instructional Programs), \$27,500

Carrel, Ann, Executive MBA Contract Courses, Brian Bemis Automotive Group, (Instructional Programs), \$27,500

Carrel, Ann, Executive MBA Contract Courses, Burgess-Norton Manufacturing Company, (Instructional Programs), \$25,000

Carrel, Ann, Executive MBA Contract Courses, CareerBuilder, (Instructional Programs), \$25,000

Carrel, Ann, Executive MBA Contract Courses, Conduent, Inc., (Instructional Programs), \$25,000

Carrel, Ann, Executive MBA Contract Courses, Elkay Manufacturing, (Instructional Programs), \$25,000

Carrel, Ann, Executive MBA Contract Courses, Gold Eagle, (Instructional Programs), \$25,000

Carrel, Ann, Executive MBA Contract Courses, HNTB Corporation, (Instructional Programs), \$25,000

Carrel, Ann, Executive MBA Contract Courses, Hyster-Yale Materials Handling, (Instructional Programs), \$25,000

Carrel, Ann, Executive MBA Contract Courses, Levenfeld Pearlstein, LLC, (Instructional Programs), \$25,000

Carrel, Ann, Executive MBA Contract Courses, Monsanto, (Instructional Programs), \$27,500

Carrel, Ann, Executive MBA Contract Courses, Nalco Chemical, (Instructional Programs), \$27,500

Carrel, Ann, Executive MBA Contract Courses, OrthoIllinois, (Instructional Programs), \$25,000

Carrel, Ann, Executive MBA Contract Courses, Salesforce, (Instructional Programs), \$27,500

Carrel, Ann, Executive MBA Contract Courses, Sherwin-Williams, (Instructional Programs), \$25,000

Carrel, Ann, Executive MBA Contract Courses, Shiloh Industries, Inc., (Instructional Programs), \$25,000

Carrel, Ann, Executive MBA Contract Courses, SRS Distribution Incorporated, (Instructional Programs), \$25,000

Carrel, Ann, Executive MBA Contract Courses, SureStaff Temp Services, (Instructional Programs), \$27,500

Carrel, Ann, Executive MBA Contract Courses, Marmon Group, (Instructional Programs), \$25,000

Carrel, Ann, Executive MBA Contract Courses, TouchPoint360, (Instructional Programs), \$27,500

Carrel, Ann, Executive MBA Contract Courses, Trustmark Insurance, (Instructional Programs), \$25,000

Carrel, Ann, Executive MBA Contract Courses, University of Chicago - Medicine, (Instructional Programs), \$27,500

Carrel, Ann, Executive MBA Contract Courses, US Cellular Corp., (Instructional Programs), \$27,500

Carrel, Ann, Executive MBA Contract Courses, UTC Aerospace Systems, (Instructional Programs), \$25,000

Carrel, Ann, Executive MBA Contract Courses, Vélan Solutions, LLC, (Instructional Programs), \$25,000

Carrel, Ann, Executive MBA Contract Courses, Village of Glenview, (Instructional Programs), \$25,000

Carrel, Ann, Executive MBA Contract Courses, Xerox Corporation, (Instructional Programs), \$25,000

Petros, Joan, Experiential Learning Center Corporate Project-Fall 2017and Spring 2018, Medline Industries, (Instructional Programs), \$20,000

FY 2018 Awards Detail

Petros, Joan, Experiential Learning Center Corporate Project-Fall 2017, Amita Health, (Instructional Programs), \$10,000
 Petros, Joan, Experiential Learning Center Corporate Project-Spring 2018, Parent Petroleum, (Instructional Programs), \$10,000
 Petros, Joan, Experiential Learning Center Corporate Project-Spring 2018, UniCarriers Corporation, (Instructional Programs), \$10,000
 Petros, Joan, Experiential Learning Center Corporate Project-Spring 2018, Abbott Laboratories, (Instructional Programs), \$10,000
 Petros, Joan, Experiential Learning Center Corporate Project-Spring 2018, Jewel-Osco, (Instructional Programs), \$20,000

Subtotal \$910,000

Finance

Zhou, Lei, Interpersonal Agreement, U.S. Securities and Exchange Commission, (Organized Research/Applied Research), \$295,684

Subtotal \$295,684

Total College of Business \$1,205,684

COLLEGE OF EDUCATION

College of Education, Dean's Office

Borg, Terry E., Open Imagination Program, Miaoli County Government Education Department, Taiwan, (Instructional Programs), \$48,169

Borg, Terry E., Educate Global Taiwan, Miaoli County Government Education Department, Taiwan, (Instructional Programs), \$20,204

Borg, Terry E., Social Justice Summer Camp for teacher/educators in the region., School District # 428, DeKalb Community Unit, (Instructional Programs), \$15,840

Borg, Terry E., Social Justice Summer Camp for teacher/educators in the region, School District # 46, Elgin, (Instructional Programs), \$15,840

Subtotal \$100,053

Counseling, Adult and Higher Education (CAHE)

Hu, Xiaodan, Early Leading Indicators of Student Success: Evidence from Illinois Community Colleges, Illinois Community College Board, (Other Sponsored Activities/Other), \$29,975

Ruxton, Brooke; Degges-White, Suzanne; Kortegast, Carrie, Building Suicide Awareness and Fostering Enhanced Resilience (B-SAFER) at Northern Illinois University, Substance Abuse & Mental Health Services Administration/DHHS, (Other Sponsored Activities/Public Service), \$204,000 *also involves Counseling & Consultation Services*

Subtotal \$233,975

Educational Technology, Research and Assessment

Johnson, Laura Ruth *see Kim, Yanghee (Morgridge)*
 Rhode, Jason *see Rhode, Jason (FD)*

Kinesiology and Physical Education (KNPE)

Jacobs, Jennifer, Girls Boxing Club, DeKalb Township, (Organized Research/Applied Research), \$500

Wright, Paul; Ong, Lina D., ENVEST Sri Lanka, Virginia Commonwealth University, (Instructional Programs), \$50,158 *also involves the International Training Office*

Subtotal \$50,658

Leadership, Educational Psychology and Foundations

Surber, James; Surber, Rebecca, IHE Partnership-Regional Office of Education #47, Southern Illinois University at Edwardsville, (Instructional Programs), \$6,189

Tonks, Stephen *see Magliano, Joseph P. (PSYC)*
 Creed, Benjamin *see Caronna, Gina (P20) X2*

Subtotal \$6,189

Morgridge Office

Kim, Yanghee; Butail, Sachit; Johnson, Laura Ruth; Liu, Lichuan, EXP: Inclusive Design for Engaging All Learners (IDEAL): Designing Technology for Cultural Brokering, National Science Foundation, (Organized Research/Applied Research), \$436,025 *also involves Educational Technology, Research and Assessment, Electrical Engineering, and Mechanical Engineering*

Subtotal \$436,025

FY 2018 Awards Detail

Special and Early Education

Kapperman, Gaylen G.; Kelly, Stacy; Sticken, Jodi, Low Incidence Personnel Program for Training of Teachers and Orientation and Mobility Instructors of Students with Visual Impairments with Additional Training in Assistive Technology and English Language Learners, Office of Special Education and Rehabilitative Services/Department of Education, (Instructional Programs), \$250,000

Kelly, Stacy, Preparing the USA for the UEB: A Massively Open Online Course for Personnel Providing Vocational Rehabilitation Services or Educational Services to Youth and Adults who are Blind, Office of Special Education and Rehabilitative Services/Department of Education, (Instructional Programs), \$110,000

Kelly, Stacy; Tikkun, Sean, Preparing New Teachers of Students with Visual Impairments and Existing Personnel with Certifications in Assistive Technology for the 21st Century Workforce, Office of Special Education and Rehabilitative Services/Department of Education, (Instructional Programs), \$250,000

Subtotal \$610,000

Total College of Education \$1,436,900

COLLEGE OF ENGINEERING AND ENGINEERING TECHNOLOGY

College of Engineering & Engineering Tech, Dean's Office (CEET)

Rajashankar, Suma; Tahernezehadi, Mansour, NIU-Enhancing Engineering Pathways: An Integrated Outreach and Mentoring Program to strengthen the STEM pipeline for female students from Middle School to College, Motorola Foundation, (Other Sponsored Activities/Public Service), \$40,000

Tahernezehadi, Mansour; Miller, Jon S., Science and Math in Linkage with Engineering, School District # 204, Indian Prairie, (Organized Research/Applied Research), \$49,786 *also involves Biological Sciences*

Subtotal \$89,786

Electrical Engineering

Fonseca, Benedito, Implementation of Bluetooth Wireless Protocol in the NS3 Simulator, Private Sponsor, (Other Sponsored Activities/Testing/Evaluation), \$35,801

Fonseca, Benedito, Implementation of ZigBee Communication Standard in NS3, Private Sponsor, (Other Sponsored Activities/Public Service), \$41,737

Haji-Sheikh, Michael J., Tactical Mine Neutralization Magnetometer (TMNM), Polatomic, Inc, (Organized Research/Applied Research), \$41,000

Liu, Lichuan see Kim, Yanghee (Morgridge)

Korampally, Venumadhay, see Chattopadhyay, Swapan (PHYS)

Korampally, Venumadhav see Piot, Phillippe R.; (PHYS)

Subtotal \$118,538

Engineering Technology

Guo, Liping; Otieno, Andrew W., Interactive Virtual Laboratory: Using Renewable Energy Experiments to Enhance Student Engagement in STEM, National Science Foundation, (Organized Research/Applied Research), \$298,564

Schroeder, David, Joint Appointment - Volta Energy Technologies, Volta Energy Technologies, LLC, (Organized Research/Applied Research), \$73,064

Martin, Kevin, see Martin, Kevin (ENVS)

Subtotal \$371,628

Industrial and Systems Engineering

Chen, Shi-Jie Gary, Senior Design Project: Streamlining Patient Scheduling and Registration at KPG Lab and Radiology, Northwestern Medicine, (Instructional Programs), \$2,500

Chen, Shi-Jie Gary, Senior Design Project: Prescription Refill Process Improvement, Northwestern Medicine, (Instructional Programs), \$2,500

Damodaran, Purushothaman, Development of a Quality System, Medikmark Inc, (Organized Research/Applied Research), \$35,683

Damodaran, Purushothaman, Purchasing and Payment Processing Improvement, Chalmers St. Consulting, (Organized Research/Applied Research), \$14,999

FY 2018 Awards Detail

Damodaran, Purushothaman; Asoudegi, Ehsan; Nguyen, Christine; Wang, Ziteng, Improving CSC Management Productivity, National Express LLC, (Organized Research/Applied Research), \$60,175

Damodaran, Purushothaman; Asoudegi, Ehsan; Nguyen, Christine; Wang, Ziteng, Improving CSC Management Productivity, National Express LLC, (Organized Research/Applied Research), \$6,400

Damodaran, Purushothaman, Quality and Lean Initiatives at Jamco Products, Jamco Products, (Organized Research/Applied Research), \$30,939

Damodaran, Purushothaman, Quality Management System and Paperless Manufacturing, Engineering Solutions On Site, (Organized Research/Applied Research), \$36,464

Damodaran, Purushothaman, Senior Design Project: Daubert Drum Line Implementation, Daubert Chemical Company, Inc., (Instructional Programs), \$7,000

Damodaran, Purushothaman, Senior Design Project: Optimization of Picked Parts Locations Within MPW, Woodward, Inc., (Instructional Programs), \$7,000

Damodaran, Purushothaman, Senior Design Project: Quality Assurance Relocation and Waste Reduction, HydraForce, Inc., (Instructional Programs), \$7,500

Damodaran, Purushothaman, Senior Design Project: Range II Changeover Optimization, Aurora Specialty Textiles Group, Inc., (Instructional Programs), \$7,000

Damodaran, Purushothaman, Senior Design Project: Routing Optimization of Incoming and Outgoing Packages, Woodward, Inc., (Instructional Programs), \$7,000

Damodaran, Purushothaman, Senior Design Project: Designing Woodward Test Preparation Station and Process Flow, Woodward, Inc., (Instructional Programs), \$7,000

Damodaran, Purushothaman, Senior Design Project: Canvas Room Small Roll Throughput and Ergonomic Improvement, Aurora Specialty Textiles Group, Inc., (Instructional Programs), \$7,000

Damodaran, Purushothaman, Senior Design Project: Improving Packaging Process to Increase Operator Efficiency, Ideal Industries, Inc., (Instructional Programs), \$7,000

Damodaran, Purushothaman, Senior Design Project: Analysis of FMU1/HMU Mixed Model Assembly Line, Woodward, Inc., (Instructional Programs), \$7,000

Damodaran, Purushothaman, Senior Design Project: Customer Service Work Flow Configuration, SPX Flow, (Instructional Programs), \$7,000

Damodaran, Purushothaman, Senior Design Project: Improving UPS Shipping Department, SPX Flow, (Instructional Programs), \$7,000

Damodaran, Purushothaman, Six-Sigma Workshops, Six Sigma, (Instructional Programs), \$96,800

Hwang, Jaejin, Systematic Evaluation of Patient Transfer Devices to Improve Musculoskeletal Health among Caregivers, University of Illinois at Chicago Occupational and Environmental Health and Safety Education and Research Center, (Organized Research/Applied Research), \$19,939

Hwang, Jaejin, Usability evaluation of the French Door Refrigerator Handle, Ajou University, (Organized Research/Applied Research), \$11,669

Damodaran, Purushothaman see Cho, Kyu Taek (ME)

Subtotal \$395,568

Mechanical Engineering (ME)

Butail, Sachit, Causal Relationships Underlying the Collective Dynamic Behavior of Swarms, New York University, (Organized Research/Applied Research), \$17,531

Cho, Kyu Taek; Damodaran, Purushothaman, Designing a Water Treatment Facility for Aurora Specialty Textiles Group, Aurora Specialty Textiles Group, Inc., (Organized Research/Applied Research), \$36,953 *also involves Industrial and Systems Engineering*

Gau, Jenn-Terng, High Velocity Forming Limit Diagram Test for Gen3 BPP, General Motors Company, (Other Sponsored Activities/Testing/Evaluation), \$39,000

Butail, Sachit see Kim, Yanghee (Morgridge)

Pohlman, Nicholas see Hedin, David R. (PHYS)

Salehinia, Iman see Piot, Phillippe R. (PHYS)

Subtotal \$93,484

Total College of Engineering and Engineering Technology \$972,204

FY 2018 Awards Detail

COLLEGE OF HEALTH AND HUMAN SCIENCES

Campus Child Care

Lofthouse, Amy, Multi-Cultural and Arts Books for Campus Childcare, Altrusa Club of DeKalb-Sycamore, Illinois, (Other Sponsored Activities/Public Service), \$500

Lofthouse, Amy, Child Care Program Quality Improvement, Community Coordinated Child Care, (Other Sponsored Activities/Public Service), \$8,813

Subtotal \$9,313

College of Health and Human Sciences, Dean's Office

Ciesla, James R., Midwest Consortium: Accelerating the Dissemination and Implementation of PCOR Findings into Primary Care Practice, Northwestern University, (Organized Research/Applied Research), \$210,631

Mazurek, Kathryn; Ciesla, James R., MACRA: Quality Improvement Direct Technical Assistance, Altarum Institute, (Other Sponsored Activities/Public Service), \$302,861

Subtotal \$513,492

Family and Consumer Sciences

Schmidt, Lisa M., Quality Improvement Funds Grant, Community Coordinated Child Care, (Other Sponsored Activities/Public Service), \$2,949

Pavkov, Thomas see Caronna, Gina (P20) X2

Subtotal \$2,949

Nursing

Chen, Jie, Nurse Fellowship, Illinois Board of Higher Education, (Instructional Programs), \$10,000

Subtotal \$10,000

School of Health Studies

Geiger, Sarah Dee, Lead in Homes with Domestic Wells in Three Illinois Counties, University of Illinois at Urbana-Champaign, (Organized Research/Applied Research), \$3,000

Geiger, Sarah Dee, Building Evaluation Capacity - Indicator Selection Readiness Assessment, Illinois Department of Public Health, (Organized Research/Applied Research), \$39,833

Mazurek, Kathryn; Nelson, Cynthia C., Illinois Behavioral Risk Factor Surveillance System (IL-BRFSS), Illinois Department of Public Health, (Organized Research/Applied Research), \$383,560

Umoren, Josephine, Research and Outreach at the Northern Illinois Food Bank, Northern Illinois Food Bank, (Organized Research/Applied Research), \$23,000

Subtotal \$449,393

Total College of Health and Human Sciences \$985,147

COLLEGE OF LIBERAL ARTS AND SCIENCES

Anthropology

McKee, Emily, Agricultural Opportunities and Obstacles: Comparing New and Veteran Farmers' Experiences, Sustainable Agriculture Research and Education, (Other Sponsored Activities/Conference), \$1,500 *also involves the Institute for the Study of the Environment, Sustainability and Energy*

Porter, Leila M., The Effects of Anthropogenic Disturbance on the Health and Behavior of Bolivian Tamarins, Conservation, Food and Health Foundation, (Organized Research/Applied Research), \$28,054

Schuller, Mark, CAREER: Exit Strategies: Assessing Long-Term Social, Cultural, and Political Impacts of the Depart of INGOs in Rural Haiti, National Science Foundation, (Organized Research/Applied Research), \$73,512 *also involves the Center for Nonprofit and NGO Studies*

Schuller, Mark, CAREER: Exit Strategies: Assessing Long-Term Social, Cultural, and Political Impacts of the Depart of INGOs in Rural Haiti, National Science Foundation, (Organized Research/Applied Research), \$122,890 *also involves the Center for Nonprofit and NGO Studies*

Walder, Heather, Early Historic Interactions across the North American Great Lakes Region, Graduate Women in Science, (Organized Research/Applied Research), \$10,000

Russell, Susan D. see Russell, Susan D. (ITO)

Subtotal \$235,956

FY 2018 Awards Detail

Biological Sciences

Barber, Nicholas, Student Internship at the Nature Conservancy, Nature Conservancy, (Instructional Programs), \$9,900 *also involves the Institute for the Study of the Environment, Sustainability and Energy*
 Calvo, Ana, Identification of Regulatory Genes in *A. Flavus* and *A. Nidulans* that are Involved in Mycotoxin Production, Morphogenesis, and Virulence, Department of Agriculture, (Organized Research/Applied Research), \$25,000

Jones, Holly; Barber, Nicholas, The ecosystem consequences of management disturbances: examining the community–trait–function relationships of consumers in a restored grassland, National Science Foundation, (Organized Research/Applied Research), \$6,250 *also involves the Institute for the Study of the Environment, Sustainability and Energy*

Jones, Holly, Assessing island recovery from invasive predators globally, National Geographic Society, (Organized Research/Applied Research), \$34,250 *also involves the Institute for the Study of the Environment, Sustainability and Energy*

King, Richard B.; Barber, Nicholas; Jones, Holly, Monitoring and Assessment of Blanding's Turtle Populations 2018 at Spring Bluff Forest Preserve, Lake County Forest Preserve District, (Organized Research/Basic Research), \$22,838

Yin, Yanbin, Developing Genomics Resources for Tropical Perennial Crops Economically Important to the United States, Agricultural Research Service/Department of Agriculture, (Organized Research/Basic Research), \$10,000

Miller, Jon S. *see Tahernezhadj, Mansour (CEET)*
 Yasui, Linda S. *see Coutrakon, George (PHYS)*

Subtotal \$108,238

Center for Southeast Asian Studies (SEAS)

Jones, Eric A., Title VI National Resource Centers and Foreign Language and Area Studies Fellowships Program, Office of Postsecondary Education/ Department of Education, (Instructional Programs), \$237,660

Jones, Eric A., FY 2017 Southeast Asia Youth Leadership Program, Department of State, (Other Sponsored Activities/Public Service), \$496,366
 Ledgerwood, Judy L.; Flynn, Gena, Leading and Organizing for Change in Southeast Asia, Department of State, (Other Sponsored Activities/Public Service), \$240,000 *also involves the Center for Black Studies*

Subtotal \$974,026

Center for the Study of Family Violence and Sexual Assault (CSFVSA)

Crouch, Julie L.; Milner, Joel S.; Przybyla, Joseph; Wallace, Patricia S., Domestic Violence Homicide Prevention Demonstration Initiative (DVHPDI), Winnebago County, (Organized Research/Applied Research), \$600,299 *also involves Psychology and Public Safety*

Crouch, Julie L., Winnebago County Adult Drug Court Program, Winnebago County, (Other Sponsored Activities/Public Service), \$18,600 *also involves Psychology*

Milner, Joel S.; Crouch, Julie; McCarthy, Randy, Department of Defense Family Advocacy Program FASOR/NPSP Quality Assurance Projects, Kansas State University, (Other Sponsored Activities/Public Service), \$505,605 *also involves Psychology*

Subtotal \$1,124,504

Chemistry and Biochemistry

Hofstetter, Oliver, Development of next-generation fingerprint lifters and on-the-spot visualization devices, Department of Justice, (Organized Research/Applied Research), \$628,327

Hofstetter, Oliver, Advanced Immunogenic Lifting Devices for Fingerprint Detection Phase 2., University of Technology, Sydney, (Organized Research/Applied Research), \$77,004

Horn, James Richard, Generation and Biophysical Evaluation of Generic Fab Antibody pH Switches, National Institutes of Health/DHHS, (Organized Research/Basic Research), \$418,295

FY 2018 Awards Detail

Li, Tao, Joint Appointment Dr. Tao Li, Argonne National Laboratory, (Organized Research/IPA or Joint Appointment), \$38,757

Li, Tao, Joint Appointment Dr. Tao Li, Argonne National Laboratory, (Organized Research/IPA or Joint Appointment), \$38,953

Lin, Chhiu-Tsu, Nanocoatings for multifunctional applications, ChemNova Technologies, Inc., (Organized Research/Applied Research), \$20,000

Ryzhov, Victor V.; Gaillard, Elizabeth R.; Horn, James Richard; Lenczewski, Melissa E., MRI: Acquisition of Liquid Chromatograph/Mass Spectrometer for Research and Education, National Science Foundation, (Organized Research/Equipment), \$253,583 *also involves Geology and Environmental Geosciences*

Xu, Tao, CAREER: Advanced Photochemical Paradigms for Enhanced Photovoltaics and Photocatalysis, National Science Foundation, (Organized Research/Basic Research), \$24,999

Xu, Tao, Material Development for Energy Efficiency and Renewable Energy Applications, Argonne National Laboratory, (Organized Research/Applied Research), \$27,776

Xu, Tao, Material Development for Energy Efficiency and Renewable Energy Applications, Argonne National Laboratory, (Organized Research/Applied Research), \$23,881

Xu, Tao, Combinatorial in-situ SAXS-WAXS-XAS Study of Heterogeneous Catalysts with Prosperity of Greater Insights Upon APS Upgrade, Argonne National Laboratory, (Organized Research/Applied Research), \$14,117

Xu, Tao, Fundamental Study of Dopants Effect for Stable Hybrid Perovskite Materials, National Science Foundation, (Organized Research/Basic Research), \$311,558

Subtotal \$1,877,250

Communication

Guzman, Andrea, Journalism in the Age of Artificial Intelligence: Audience Perspectives of the "Robot" Writing The News, Association for Education in Journalism and Mass Communication, (Organized Research/Applied Research), \$2,500

Yuan, Shupe, Overview of organizational support for science communication among scientific societies, Rita Allen Foundation, (Organized Research/Applied Research), \$12,345

Subtotal \$14,845

Computer Science

Karonis, Nicholas T., Adaptive QoS for Wide-area Data Flows (R&D Internship: Joshua Boley), Argonne National Laboratory, (Organized Research/Basic Research), \$7,536

Karonis, Nicholas T., A Proton Radiography System for Optimization of Proton Therapy, ProtonVDA Inc, (Organized Research/Applied Research), \$209,000

Karonis, Nicholas T.; Toonen, Brian; Papka, Michael, System Software Integration and Development, Argonne National Laboratory, (Organized Research/Applied Research), \$219,427

Papka, Michael, Community Dashboard Development, Argonne National Laboratory, (Organized Research/Applied Research), \$65,324

Papka, Michael, MRI: Development of an Urban-Scale Instrument for Interdisciplinary Research (Array of Things [AoT]), University of Chicago, (Organized Research/Equipment), \$20,227

Papka, Michael, Quantum Computing Student Support, Argonne National Laboratory, (Organized Research/Applied Research), \$10,140

FY 2018 Awards Detail

Papka, Michael, Proxy Applications for Exascale Computing (Student Support), Argonne National Laboratory, (Organized Research/Applied Research), \$7,813

Zhou, Jie, Support US-based Students to Attend the BioImage Informatics Conference 2017 (BII 2017), National Science Foundation, (Organized Research/Conference), \$18,000

Subtotal \$557,467

Economics

Anderson, Evan W., Center for Robust Decision-Making on Climate and Energy Policy, University of Chicago, (Organized Research/Basic Research), \$18,765

Anderson, Evan W., Center for Robust Decision-Making on Climate and Energy Policy, University of Chicago, (Organized Research/Basic Research), \$9,570

Subtotal \$28,335

Environmental Studies

Martin, Kevin, Creating Your Excellent Future Using Smart Meters, Illinois Science & Energy Innovation Foundation, (Other Sponsored Activities/Public Service), \$112,000 *also involves Engineering Technology*

Subtotal \$112,000

Geographic and Atmospheric Sciences

Ashley, Walker Scott, The Role of Mesoscale Convective System Precipitation in the Hydroclimate of the Conterminous United States, National Science Foundation, (Organized Research/Applied Research), \$321,074

Ashley, Walker Scott, Tornadoes and Mobile Homes: An Inter-science Approach to Reducing Vulnerabilities and Improving Capacities for the Southeast's Most Susceptible Population, National Oceanic & Atmospheric Administration/Department of Commerce, (Organized Research/Applied Research), \$59,481

Gensini, Victor, Collaborative Research: Observed and Future Dynamically Downscaled Estimates of Precipitation Associated with Mesoscale Convective Systems, National Science Foundation, (Organized Research/Applied Research), \$49,537

James, Ryan, GIS Design and Implementation for the Village of Carol Stream, Village of Carol Stream, (Organized Research/Applied Research), \$39,581

Krmenec, Andrew J., DCEDC internships, DeKalb County Economic Development Corporation, (Instructional Programs), \$10,316

Krmenec, Andrew J., Placing the In-Field Experiment: Strategies and Protocols for Minimizing Background Spatial Heterogeneity in Crop/Soil Environments, Private Sponsor, (Organized Research/Applied Research), \$18,000

Subtotal \$497,989

Geology and Environmental Geosciences

Carpenter, Philip J.; Woods, Scott, Guest Researcher Agreement for Scott Woods, Fermi National Accelerator Laboratory, (Organized Research/IPA or Joint Appointment), \$0

Dodd, Justin, Participation of Justin Dodd on Expedition 374, Columbia University, (Organized Research/Applied Research), \$35,412

LaDue, Nicole, SL-CN: Understanding and Promoting Spatial Learning Processes in the Geosciences, Temple University, (Organized Research/Applied Research), \$10,461 *also involves the Center for Secondary Science and Mathematics Education*

Lenczewski, Melissa E., Collaborative Proposal: REU Site: Water Quality and Tourism in the Riviera Maya, Mexico, National Science Foundation, (Organized Research/Research Training), \$127,449 *also involves the Institute for the Study of the Environment, Sustainability and Energy*

Lenczewski, Melissa E., Water Quality and Physical Hydrogeology of Mandalay, Myanmar, National Ground Water Association Research and Educational Foundation, (Organized Research/Applied Research), \$7,560 *also involves the Institute for the Study of the Environment, Sustainability and Energy*

Lenczewski, Melissa E. *see Ryzhov, Victor V. (CHEM)*

Subtotal \$180,882

FY 2018 Awards Detail

History

Farrell, Sean, The Trillick Railway Outrage: Making Sectarianism in Victorian Ireland, National Endowment for the Humanities/National Foundation on the Arts and Humanities, (Organized Research/Basic Research), \$6,000

Hanley, Anne G., Standardizing the Nation: An institutional history of the 1872 Brazilian census and the metric system, National Endowment for the Humanities/National Foundation on the Arts and Humanities, (Organized Research/Basic Research), \$6,000

Subtotal \$12,000

Mathematical Sciences

Fletcher, Alastair, Dynamics and Geometry in the Quasi-world, Simons Foundation, (Organized Research/Basic Research), \$7,000

Subtotal \$7,000

Physics (PHYS)

Adelman, Jahred; Eads, Michael, REU Site: Undergraduate and teacher research in physics at Northern Illinois University, National Science Foundation, (Organized Research/Research Training), \$68,827 *also involves the Northern Illinois Center for Accelerator and Detector Development*

Chakraborty, Dhiman, Searches for New Phenomena at the Energy Frontier, National Science Foundation, (Organized Research/Basic Research), \$170,000 *also involves the Northern Illinois Center for Accelerator and Detector Development*

Chakraborty, Dhiman, The Quarknet Project, University of Notre Dame, (Organized Research/Research Training), \$3,480 *also involves the Northern Illinois Center for Accelerator and Detector Development*

Chakraborty, Dhiman, US ATLAS Operations, State University of New York at Stony Brook, (Organized Research/Applied Research), \$77,697 *also involves the Northern Illinois Center for Accelerator and Detector Development*

Chakraborty, Dhiman, US ATLAS Operations, State University of New York at Stony Brook, (Organized Research/Applied Research), \$74,750 *also involves the Northern Illinois Center for Accelerator and Detector Development*

Chakraborty, Dhiman, US ATLAS Operations, State University of New York at Stony Brook, (Organized Research/Applied Research), \$78,423 *also involves the Northern Illinois Center for Accelerator and Detector Development*

Chakraborty, Dhiman, US ATLAS Operations, State University of New York at Stony Brook, (Organized Research/Applied Research), \$78,423 *also involves the Northern Illinois Center for Accelerator and Detector Development*

Chakraborty, Dhiman, ATLAS Detector Upgrade R&D for High-Luminosity LHC, State University of New York at Stony Brook, (Organized Research/Basic Research), \$59,612 *also involves the Northern Illinois Center for Accelerator and Detector Development*

Chakraborty, Dhiman, ATLAS Detector Upgrade R&D for High-Luminosity LHC, State University of New York at Stony Brook, (Organized Research/Basic Research), \$3,219 *also involves the Northern Illinois Center for Accelerator and Detector Development*

Chattopadhyay, Swapan; Piot, Phillippe R.; Erdelyi, Bela; Korampally, Venumadhay, Development of Ultra-cold Quantum-degenerate Relativistic Electron Beams for Research and Applications, National Science Foundation, (Organized Research/Basic Research), \$190,000 *also involves the Northern Illinois Center for Accelerator and Detector Development and Electrical Engineering*

Chattopadhyay, Swapan, Joint Appointment NIU/FNAL, Fermi National Accelerator Laboratory, (Other Sponsored Activities/IPA or Joint Appointment), \$140,810 *also involves the Northern Illinois Center for Accelerator and Detector Development*

Chmaissem, Omar H., Neutron Diffuse Scattering Studies, Argonne National Laboratory, (Organized Research/Applied Research), \$6,897

FY 2018 Awards Detail

Chmaissem, Omar H., Synthesis and characterization of Fe-based pnictide superconductors, Argonne National Laboratory, (Organized Research/Applied Research), \$38,213

Chmaissem, Omar H., Structural Investigations of Advanced Functional Materials using Neutron and X-ray Scattering, Argonne National Laboratory, (Organized Research/Applied Research), \$41,017

Coutrakon, George; Yasui, Linda S., Proton Imaging Grant Agreement -Coutrakon/Bertrand, Ion Beam Applications, SA, (Organized Research/Applied Research), \$7,500 *also involves Biological Sciences*

Erdelyi, Bela, Studies of Conventional and ERL-Based Recirculator Electron Cooling for an Electron Ion Collider, Department of Energy, (Organized Research/Applied Research), \$50,000 *also involves the Northern Illinois Center for Accelerator and Detector Development*

Glatz, Andreas, Joint Appointment ANL/NIU, Argonne National Laboratory, (Organized Research/IPA or Joint Appointment), \$124,883

Halavanau, Aliaksei; Piot, Phillippe R., Formation, Manipulations and Applications of Flat and Magnetized Beams at the FAST Facility, Fermi National Accelerator Laboratory, (Organized Research/Applied Research), \$39,845 *also involves the Northern Illinois Center for Accelerator and Detector Development*

Hedin, David R.; Pohlman, Nicholas; Zutshi, Vishnu, Development of the MU2E Preliminary Design, Fermi National Accelerator Laboratory, (Organized Research/Applied Research), \$102,970 *also involves the Northern Illinois Center for Accelerator and Detector Development and Mechanical Engineering*

Martin, Stephen P., Phenomenology of Electroweak Symmetry Breaking, Supersymmetry, and the Frontiers of the Standard Model, National Science Foundation, (Organized Research/Basic Research), \$150,000 *also involves the Northern Illinois Center for Accelerator and Detector Development*

Piot, Phillippe R., Joint Appointment NIU/FNAL, Fermi National Accelerator Laboratory, (Other Sponsored Activities/IPA or Joint Appointment), \$65,888 *also involves the Northern Illinois Center for Accelerator and Detector Development*

Piot, Phillippe R., Development of a Laser-Electron-Interaction region for Compact High-Repetition-Rate Mono-Energetic Laser-Based Gamma Sources, Department of Homeland Security, (Organized Research/Basic Research), \$385,492 *also involves the Northern Illinois Center for Accelerator and Detector Development*

Piot, Phillippe R., Development of a damping-ring-free electron injector for the International Linear Collider, Department of Energy, (Organized Research/Basic Research), \$15,000 *also involves the Northern Illinois Center for Accelerator and Detector Development*

Piot, Phillippe R., Drive- and Main-bunch beam dynamics in a wake field accelerator for soft X-ray-FEL applications, Argonne National Laboratory, (Organized Research/Applied Research), \$31,752 *also involves the Northern Illinois Center for Accelerator and Detector Development*

Piot, Phillippe R.; Korampally, Venumadhav; Salehinia, Iman, High-current electron sources for superconducting radiofrequency injectors, Department of Energy, (Organized Research/Applied Research), \$76,000 *also involves the Northern Illinois Center for Accelerator and Detector Development, Electrical Engineering, and Mechanical Engineering*

Piot, Phillippe R., Photocathode Laser Shaping for High-Transformer-Ratio Collinear Wakefield Acceleration, Euclid Techlabs, LLC, (Organized Research/Applied Research), \$20,000 *also involves the Northern Illinois Center for Accelerator and Detector Development*

Piot, Phillippe R., Phase-space tailoring and cooling of charged-particle beams for energy- and intensity-frontier applications, Department of Energy, (Organized Research/Basic Research), \$115,000 *also involves the Northern Illinois Center for Accelerator and Detector Development*

FY 2018 Awards Detail

Syphers, Michael, Joint Appointment FNAL/NIU under CRADA, Fermi National Accelerator Laboratory, (Other Sponsored Activities/IPA or Joint Appointment), \$114,088 *also involves the Northern Illinois Center for Accelerator and Detector Development*

Van Veenendaal, Michel A., X-ray Spectroscopy on Excited and Decaying Systems, Department of Energy, (Organized Research/Basic Research), \$130,000

Xiao, Zhili, Joint ANL/NIU Appointment, Argonne National Laboratory, (Organized Research/IPA or Joint Appointment), \$114,833

Xiao, Zhili, Fabrication and Characterization of Superconducting Nanostructures, Argonne National Laboratory, (Organized Research/Applied Research), \$30,240

Xiao, Zhili, Fabrication and Characterization of Superconducting Nanostructures, Argonne National Laboratory, (Organized Research/Applied Research), \$7,390

Xiao, Zhili, Fabrication and characterization of superconducting nanostructures, Argonne National Laboratory, (Organized Research/Applied Research), \$31,649

Xu, Chen; Chattopadhyay, Swapan, Design of New High and Low Energy Test Beamlines at Fermilab and KEK, Universities Research Association, Inc., (Organized Research/Applied Research), \$10,000

Zutshi, Vishnu V.; Blazey, Gerald C., Sensor Development for Future e^+e^- Colliders, Department of Energy, (Organized Research/Basic Research), \$5,000 *also involves the Northern Illinois Center for Accelerator and Detector Development*

Zutshi, Vishnu V.; Dychkant, Alexandre S., High Luminosity (HL) LHC CMS Detector Upgrade Project – Endcap Calorimeter, Fermi National Accelerator Laboratory, (Organized Research/Applied Research), \$16,455 *also involves the Northern Illinois Center for Accelerator and Detector Development*

Zutshi, Vishnu V.; Dychkant, Alexandre S., High Luminosity (HL) LHC CMS Detector Upgrade Project – Endcap Calorimeter, Fermi National Accelerator Laboratory, (Organized Research/Applied Research), \$81,477 *also involves the Northern Illinois Center for Accelerator and Detector Development*

Subtotal \$2,756,830

Political Science

Kitch, John, The Practical Implications of George W. Bush's Foreign Policy of Morality, Charles G. Koch Charitable Foundation, (Organized Research/Applied Research), \$12,000

Radasanu, Andrea; Streb, Matthew J., Justice and Democracy: The American Experiment, Charles G. Koch Charitable Foundation, (Organized Research/Research Training), \$18,700

Subtotal \$30,700

Psychology

Britt, Anne; Durik, Amanda M., Teacher Learning to Facilitate Communication and Reasoning Through Inquiry with History and Social Science Sources, University of Michigan, (Organized Research/Basic Research), \$83,292 *also involves the Center for the Interdisciplinary Study of Language and Literacy*

Clark, Kelly; Malecki, Christine E., Grit and Growth Mindset Predict Academic Achievement and Mental Health: A Longitudinal Analysis Using the Dual-Factor Model, Society for the Study of School Psychology, (Organized Research/Basic Research), \$1,540

Dorio, Nicole; Demaray, Michelle, Does social support buffer the mediation effect of rumination in the association between traditional peer victimization and depression in adolescents? Society for the Study of School Psychology, (Organized Research/Basic Research), \$2,790

Lilly, Michelle M., Multi-tasking to Hyper-tasking: Investigating the Impact of Next Generation 911, University of Washington, (Organized Research/Applied Research), \$23,682

FY 2018 Awards Detail

Magliano, Joseph P.; Santuzzi, Alecia; Tonks, Stephen, Testing the onPAR Model in Developmental Literacy Education, Institute of Education Sciences/ Department of Education, (Organized Research/Applied Research), \$630,312 *also involves the Center for the Interdisciplinary Study of Language and Literacy and Leadership, Educational Psychology and Foundations*

Malecki, Christine E.; Demaray, Michelle; Ogg, Julia, Project Prevent and Address Bullying (PPAB) for Students with Disabilities: A Multitiered Behavioral Framework, Office of Special Education and Rehabilitative Services/Department of Education, (Instructional Programs), \$249,979 *also involves the Center for the Interdisciplinary Study of Language and Literacy*

Matuszewich, Leslie; Orcutt, Holly K., Psychology Graduate Externship at Opportunity House, Opportunity House, Inc., (Instructional Programs), \$12,314

Matuszewich, Leslie; Demaray, Michelle; Malecki, Christine E., Psychology Externship at Genoa-Kingston School District, Genoa-Kingston Community Unit School District 424, (Instructional Programs), \$17,977

Matuszewich, Leslie; White, Karen J., Psychology Externship at Joliet School District, School District # 86, Joliet, (Instructional Programs), \$30,444

Matuszewich, Leslie; Pittman, Laura D., Psychology Externship at Susan Myket & Associates, Susan Myket, Ph.D. & Associates, (Instructional Programs), \$16,708

Matuszewich, Leslie; Finkelstein, Lisa M., Psychology Externship at Vaya Group, Vaya Group, (Instructional Programs), \$16,708

Matuszewich, Leslie; White, Karen J., Psychology Externship with KishHealth System / Ben Gordon Center, KishHealth System Behavioral Health Services, Ben Gordon Center, (Instructional Programs), \$4,584

Pittman, Laura D.; Skarbek, Matthew, Integrated Assessment Program FY2018, Illinois Department of Children and Family Services, (Other Sponsored Activities/Public Service), \$6,194,989 *also involves the Center for the Study of Family Violence and Sexual Assault*

Milner, Joel S. *see Crouch, Julie L. (CSFVSA)*

Crouch, Julie L. *see Crouch, Julie L. (CSFVSA)*

Milner, Joel S.; Crouch, Julie; McCarthy, Randy, *see Crouch, Julie L. (CSFVSA)*

Subtotal \$7,285,319

Public Administration

Burchard, Denise, Administrative Intern (David Hansen), Village of North Aurora, (Instructional Programs), \$430

Burchard, Denise, Management Intern (Esperanza Castellanos), Village of Algonquin, (Instructional Programs), \$2,430

Burchard, Denise, Management Intern (Ian Respeto-Irizarry), Village of Algonquin, (Instructional Programs), \$2,835

Burchard, Denise, Administrative Intern (Phillip Love), Village of Skokie, (Instructional Programs), \$16,700

Burchard, Denise, Administrative Intern (Ana Elizarraga Zarazua), Village of Elk Grove, (Instructional Programs), \$22,222

Burchard, Denise, Administrative Intern (Jacqueline Nevarez), City of Geneva, (Instructional Programs), \$16,170

Burchard, Denise, Planning and Public Administration Intern (Zachary Wallace), City of Rockford, (Instructional Programs), \$13,440

Burchard, Denise, Administrative Intern (Marc Hooks), City of Sun Prairie, Wisconsin, (Instructional Programs), \$12,480

Burchard, Denise, Administrative Intern (Michael Herrera), Village of Lemont, (Instructional Programs), \$16,170

FY 2018 Awards Detail

Burchard, Denise, Administrative Intern (Stephanie Sias), Little City of Palatine, (Instructional Programs), \$16,170

Burchard, Denise, Administrative Intern (Antonio Duran), Village of Schiller Park, (Instructional Programs), \$25,200

Burchard, Denise, Administrative Intern, DeKalb Chamber of Commerce, (Instructional Programs), \$16,170

Subtotal \$160,417

Sociology

Kidder, Jeffrey L., The New Era of Campus Politics: Struggle Over Ideology and Identity in Four Battleground States, University of California, San Diego, (Organized Research/Basic Research), \$18,987

Subtotal \$18,987

Statistics

Hua, Lei, Pricing Cyber Insurance for a Large-Scale Network, Casualty Actuarial Society (CAS), (Organized Research/Applied Research), \$20,000

Hua, Lei; Xia, Chaoxiong, Multivariate Analysis For Private Pension Plan Mortality Study and Tables, Society of Actuaries, (Organized Research/Applied Research), \$32,000

Xia, Chaoxiong, Maximum likelihood inference of predictive models for misrepresentation risk in GLM ratemaking, Casualty Actuarial Society (CAS), (Organized Research/Applied Research), \$15,500

Subtotal \$67,500

Total College of Liberal Arts and Sciences \$16,050,245

COLLEGE OF VISUAL AND PERFORMING ARTS

Art Museum

Burke, Josephine E., NIU Art Museum 2017-18 Season, Illinois Arts Council, (Other Sponsored Activities/Public Service), \$8,200

Subtotal \$8,200

School of Art and Design

Bell, Sinclair, The Circus in Ancient Rome: A Cultural History, Deutscher Akademischer Austausch Dienst (DAAD), (Organized Research/Basic Research), \$3,875

Quinlan, Mary P., Scholars Award: Understanding iconoclastic violence through the early science of optics, National Science Foundation, (Organized Research/Applied Research), \$123,784

Subtotal \$127,659

Total College of Visual and Performing Arts \$135,859

OUTREACH, ENGAGEMENT, AND REGIONAL DEVELOPMENT

Center for Governmental Studies

Walzer, Norman, Starting and Managing Community Supported Enterprises, Michigan State University, (Organized Research/Applied Research), \$19,718

Subtotal \$19,718

Center for Child Welfare & Education

Baron-Jeffrey, Angela, Educational Access Project FY2018, Illinois Department of Children and Family Services, (Other Sponsored Activities/Public Service), \$1,147,816

Baron-Jeffrey, Angela, Permanency Enhancement Project FY2018, Illinois Department of Children and Family Services, (Other Sponsored Activities/Public Service), \$50,000

Subtotal \$1,197,816

Econ Illinois

Mayorga, Luanne K., Illinois Council Operation Grant, Econ Illinois, (Instructional Programs), \$34,335

Subtotal \$34,335

Education System Center

Furr, Jonathan, IAAC Implementation Management Support, Illinois Manufacturers' Association Education Foundation, (Instructional Programs), \$272,215

Subtotal \$272,215

FY 2018 Awards Detail

Illinois Interactive Report Card

Clemens, Alan, Illinois Interactive Report Card FY18, Illinois State Board of Education, (Other Sponsored Activities/Public Service), \$1,750,000

Subtotal \$1,750,000

Northern Public Radio

Hoste, Staci, Northern Illinois Radio Information Service (NIRIS), Illinois State Library, (Other Sponsored Activities/Public Service), \$28,273

Hoste, Staci, 2018 Radio Community Service Grant, Corporation for Public Broadcasting, (Other Sponsored Activities/Public Service), \$226,398

Hoste, Staci, FY17-18 WNIU Basic Support Grant, Illinois Arts Council, (Other Sponsored Activities/Public Service), \$8,950

Hoste, Staci, FY17-18 WNIJ Basic Support Grant, Illinois Arts Council, (Other Sponsored Activities/Public Service), \$8,950

Hoste, Staci, FY18 WNIU Operating Support Grant, Illinois Arts Council, (Other Sponsored Activities/Public Service), \$8,880

Hoste, Staci, FY18 WNIJ Operating Support Grant, Illinois Arts Council, (Other Sponsored Activities/Public Service), \$8,880

Subtotal \$290,331

Regional Development Institute

Bergeron, Lisa Kaye, Great Lakes Practice Transformation Network, Northwestern University, (Organized Research/Applied Research), \$84,057

Bergeron, Lisa Kaye, Great Lakes Practice Transformation Network, Northwestern University, (Organized Research/Applied Research), \$337,907

Bergeron, Lisa Kaye, Electronic Health Record (EHR) Systems and Meaningful Use -Illinois Health Information Technology Regional Extension Center (ILHITREC), Illinois Department of Healthcare and Family Services, (Other Sponsored Activities/Public Service), \$1,695,301

Subtotal \$2,117,265

OERD Central Services

Clemens, Amy Jo, Rochelle Migrant Education Program, Illinois State Board of Education, (Other Sponsored Activities/Public Service), \$113,686

Clemens, Amy Jo, Year Round Migrant Education, Illinois State Board of Education, (Other Sponsored Activities/Public Service), \$29,252

Clemens, Amy Jo see Clemens, Amy Jo (P20) X2

Kaplan, Anne C. see Blazey, Gerald C. (RIPS) X2

Subtotal \$142,938

P-20 Center (P20)

Bellert, Marilyn, FY18 Summer Migrant Education Program, Illinois State Board of Education, (Other Sponsored Activities/Public Service), \$119,956

Caronna, Gina; Clemens, Amy Jo; Creed, Benjamin; Pavkov, Thomas, Preschool Development

Grant - Expansion Grant, Illinois State Board of Education, (Instructional Programs), \$260,677 *also involves Family and Consumer Sciences and Leadership, Educational Psychology and Foundations*

Caronna, Gina; Clemens, Amy Jo; Creed, Benjamin; Pavkov, Thomas, ISBE Early Childhood Return on Investment Study, Illinois State Board of Education, (Organized Research/Basic Research), \$249,904 *also involves Family and Consumer Sciences and Leadership, Educational Psychology and Foundations*

Clemens, Amy Jo; Almy, Kathleen, Bridging the Gap - Grants to Support Common Core State Standards Implementation, Illinois Community College Board, (Other Sponsored Activities/Public Service), \$90,000 *also involves OERD Central Services*
Clemens, Amy Jo; Almy, Kathleen, Career and Technical Education (CTE) - Perkins Leadership Grant, Illinois Community College Board, (Other Sponsored Activities/Public Service), \$30,000 *also involves OERD Central Services*

Subtotal \$750,537

FY 2018 Awards Detail

Precollegiate-Upward Bound

Bohanon, Felicia R., Upward Bound Program, Office of Postsecondary Education/Department of Education, (Other Sponsored Activities/Public Service), \$12,628
Bohanon, Felicia R., Upward Bound Program, Office of Postsecondary Education/Department of Education, (Other Sponsored Activities/Public Service), \$517,748

Subtotal \$530,376

Total Outreach, Engagement, and Regional Development \$7,105,531

OTHER ACADEMIC UNITS

Center for Black Studies

Flynn, Gena, see Ledgerwood, Judy L. (SEAS)

Faculty Development (FD)

Rhode, Jason, Benchmarking Faculty Development for Higher Education Distance Learning Support, Professional and Organizational Development Network in Higher Education, (Organized Research/Applied Research), \$1,500 *also involves Educational Technology, Research and Assessment*

Subtotal \$1,500

Graduate School

Bond, Bradley G., Diversifying Higher Education Faculty in Illinois FY2018, Illinois Board of Higher Education, (Instructional Programs), \$142,000
Bond, Bradley G., Diversifying Higher Education Faculty in Illinois FY2018, Illinois Board of Higher Education, (Instructional Programs), \$4,500
Bond, Bradley G., Support for Graduate Assistants, Waubonsee Community College, (Instructional Programs), \$21,501

Subtotal \$168,001

International Student and Faculty Office

Brown, Stephanie; Bond, Bradley G., 2018 Fulbright Gateway Orientation, Institute of International Education, (Other Sponsored Activities/Public Service), \$77,680

Subtotal \$77,680

International Training Office (ITO)

Russell, Susan D.; Ong, Lina D., PYLP: Engaging Young Advocates in Environmental Preservation and Peacebuilding, Department of State, (Other Sponsored Activities/Public Service), \$249,439 *also involves Anthropology*
Ong, Lina D., see Wright, Paul (KNPE)

Subtotal \$249,439

Jobs Plus

Glover, Chad; Dosier, David, Northern Illinois University FY 2018 Cooperative Work Study, Illinois Board of Higher Education, (Other Sponsored Activities/Other), \$34,467
Glover, Chad; Dosier, David, Illinois Cooperative Work Study FY19, Illinois Board of Higher Education, (Other Sponsored Activities/Student Service), \$36,648

Subtotal \$71,115

Office of Student Engagement

Holtz, Michaela; Burlingame, Melissa, NIU Communiversity Gardens, Campus Compact, (Instructional Programs), \$3,360 *also involves the Institute for the Study of the Environment, Sustainability and Energy*

Subtotal \$3,360

FY 2018 Awards Detail

University Libraries

Phan, Hao N., The Myanmar Librarian Training Consortium: 2016-2017 Academic Exchanges and Training Project, University of Washington, (Instructional Programs), \$5,209 *also involves the Center for Southeast Asian Studies Center for Burma Studies*

Subtotal \$5,209

Division of Research and Innovation Partnerships (RIPS)

Blazey, Gerald C.; Kaplan, Anne C., Regional Host Organization for Illinois Manufacturing Excellence Center, Illinois Manufacturing Extension Center, (Organized Research/Applied Research), \$28,594 *also involves OERD Central Services*

Blazey, Gerald C.; Kaplan, Anne C., Regional Host Organization for Illinois Manufacturing Excellence Center, Illinois Manufacturing Extension Center, (Organized Research/Applied Research), \$1,844,524 *also involves OERD Central Services*

Subtotal \$1,873,118

Total Other Academic Units \$2,449,422

OTHER UNIVERSITY UNITS

Counseling & Consultation Services

Ruxton, Brooke; Kortegast, Carrie, see Ruxton, Brooke (CAHE)

Public Safety

Phillips, Thomas, EMS Assistance: Trauma Supplies, Illinois Department of Public Health, (Other Sponsored Activities/Other), \$1,000
Joel S.; Przybyla see Crouch, Julie (CSFVSA)

Subtotal \$1,000

Total Others \$1,000

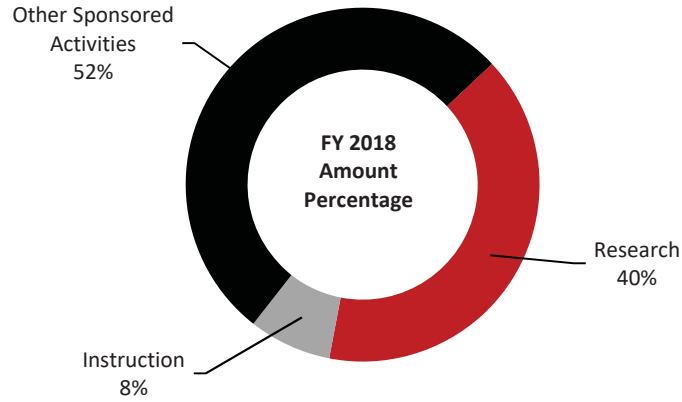
FISCAL YEAR TOTAL \$30,438,792



Expenditures



Expenditures by Purpose and Sponsor

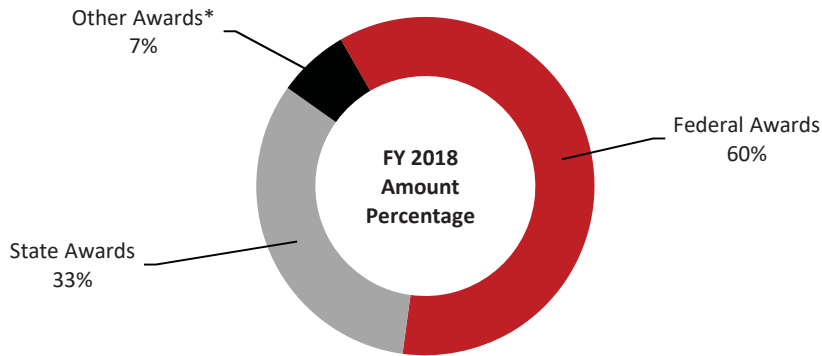


PURPOSE OF FUNDING

Research
Instruction
Other Sponsored Activities
Total

Amount of Expenditures

10,462,500
1,980,493
13,722,406
26,165,400



SOURCE OF FUNDING

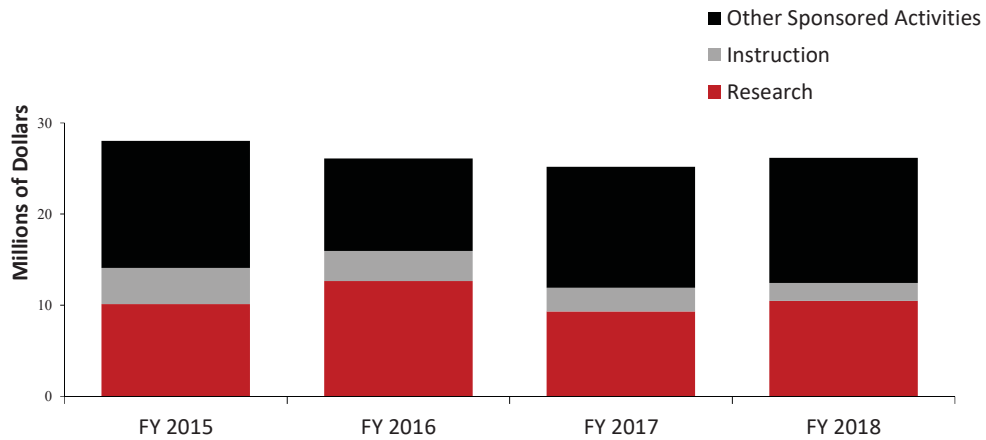
Federal Awards
State Awards
Other Awards*
Total

Amount of Expenditures

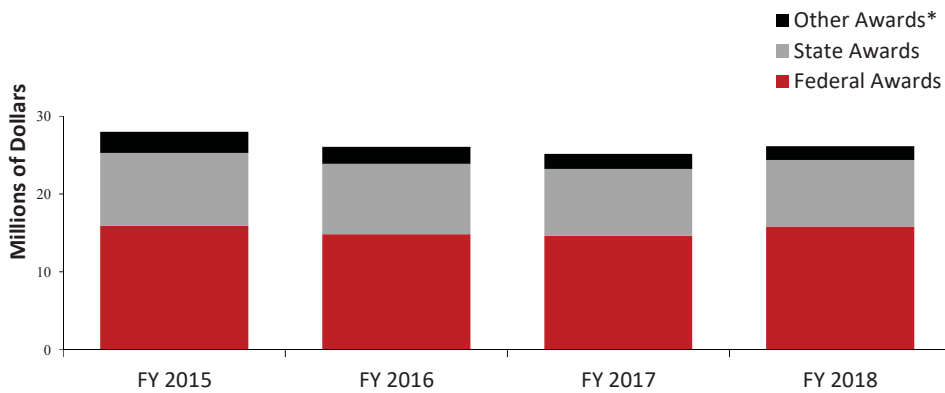
15,827,737
8,560,188
1,777,475
26,165,400

*Other Awards - (Corporate, Public/Non-Profit, and Foreign)

Expenditures by Purpose and Sponsor



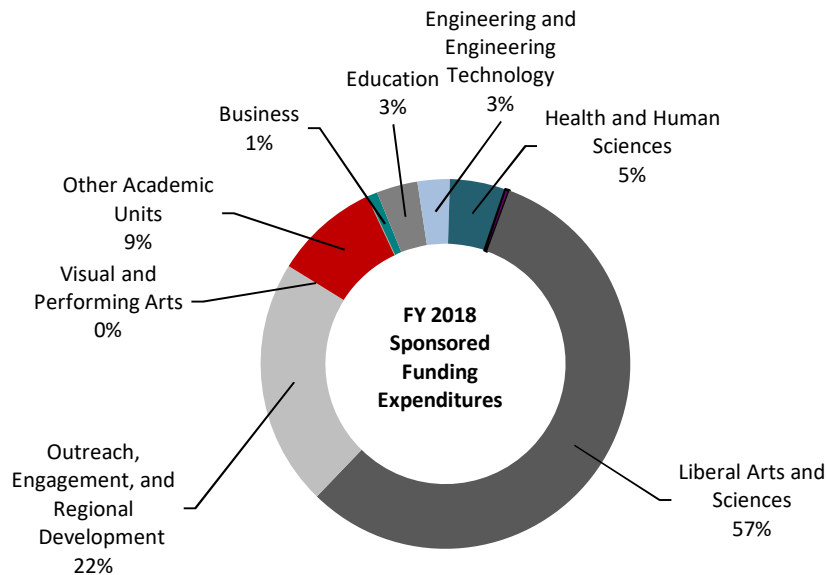
PURPOSE OF FUNDING	FY 2015	FY 2016	FY 2017	FY 2018
Research	10,123,576	12,639,912	9,315,742	10,462,500
Instruction	3,967,900	3,318,804	2,588,474	1,980,493
Other Sponsored Activities	13,921,708	10,117,344	13,256,259	13,722,406
Total	28,013,184	26,076,061	25,160,475	26,165,400



SOURCE OF FUNDING	FY 2015	FY 2016	FY 2017	FY 2018
Federal Awards	15,899,077	14,807,895	14,605,873	15,827,737
State Awards	9,394,189	9,076,575	8,634,172	8,560,188
Other Awards*	2,719,918	2,191,591	1,920,429	1,777,475
Total	28,013,184	26,076,061	25,160,475	26,165,400

*Other Awards - (Corporate, Public/Non-Profit, and Foreign)

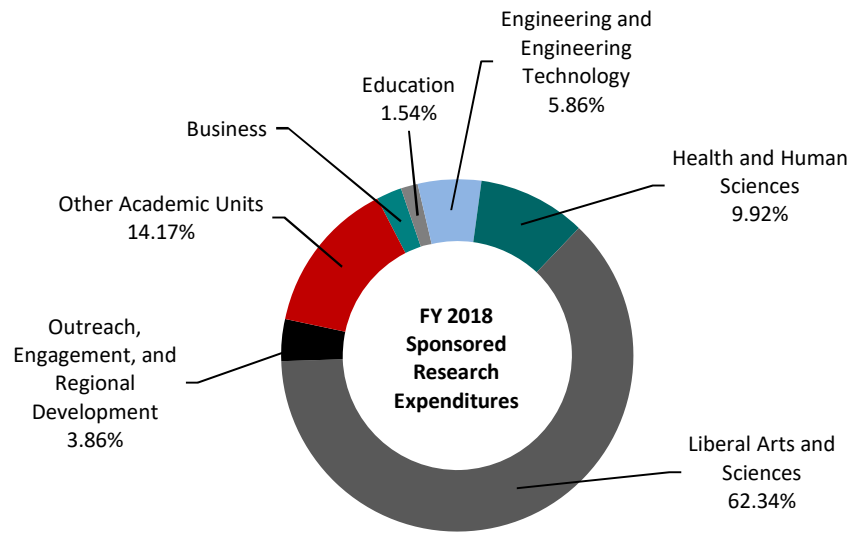
Expenditures by College



COLLEGE/UNIT	FY 2016	FY 2017	FY 2018
Business	101,742	8,670	243,094
Education	1,412,326	1,904,559	937,258
Engineering and Engineering Technology	2,013,166	1,022,493	732,113
Health and Human Sciences	840,256	597,351	1,278,524
Law			98,986
Liberal Arts and Sciences	12,835,258	14,536,408	14,824,844
Outreach, Engagement, and Regional Development	5,814,770	3,749,839	5,647,739
Visual and Performing Arts	1,410	8,849	8,200
Other Academic Units	3,023,618	2,640,496	2,392,305
Other University Units	33,514	691,809	2,337
Total	26,076,061	25,160,475	26,165,400

These data represent the amount of sponsored funding spent out during FY 2018 and are a financial measure of sponsored programs activities for the year. The data will not correlate to the award information in this report.

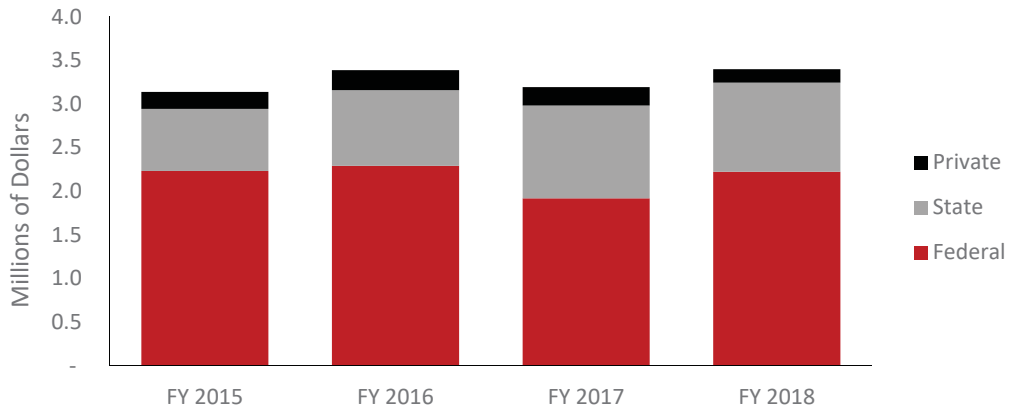
Research Expenditures by College/Unit



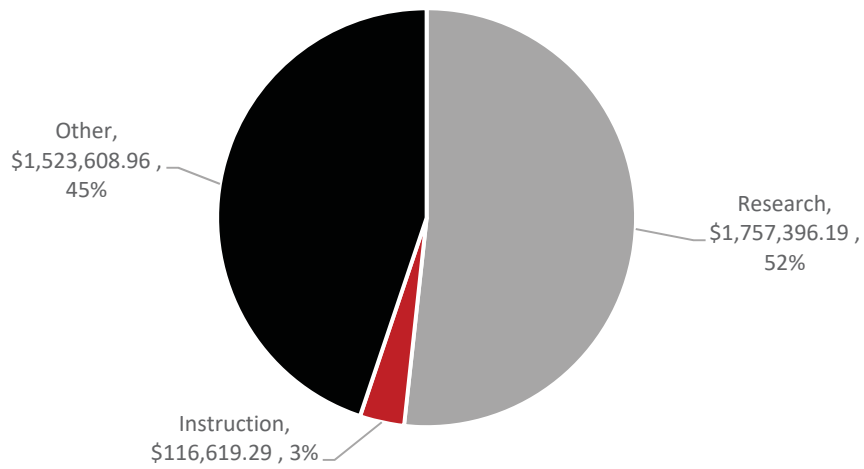
COLLEGE/UNIT	FY 2016	FY 2017	FY 2018
Business	101,742		243,094
Education	171,974	149,938	160,826
Engineering and Engineering Technology	1,707,033	894,361	613,376
Health and Human Sciences	792,013	553,429	1,037,445
Liberal Arts and Sciences	7,930,508	6,187,765	6,521,833
Outreach, Engagement, and Regional Development	83,594		403,876
Other Academic Units	1,834,551	1,636,142	1,482,052
Other University Units	18,495	1,401	
Total	12,639,912	9,423,036	10,462,500

These data represent the amount of sponsored funding spent out during FY 2018 and are a financial measure of sponsored programs activities for the year. The data will not correlate to the award information in this report.

Indirect Cost Recovery by Sponsor Type



Indirect Cost Recovery by Activity



Submissions



FY 2018 Proposals Quick Facts...

Proposals – Value of Proposals by Activity Type

Research

Applied Research:	\$38,320,304	Average Request:	\$199,585
Basic Research:	\$10,996,639	Average Request:	\$183,277
Equipment:	\$366,027	Average Request:	\$366,027
IPA or Joint Appointment:	\$402,396	Average Request:	\$67,066
Research Training:	\$540,043	Average Request:	\$270,022
Total Research:	\$50,625,409		

Instruction

Instructional Programs:	\$4,068,519	Average Request:	\$156,482
Total Instruction:	\$4,068,519		

Other Sponsored Activities

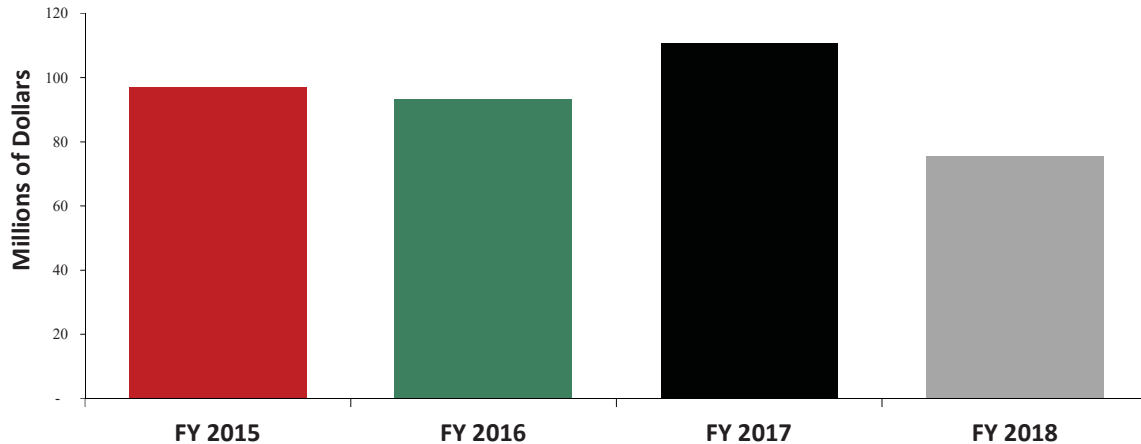
Public Service:	\$14,570,881	Average Request:	\$355,387
Applied Research:	\$62,000	Average Request:	\$62,000
Conference:	\$253,605	Average Request:	\$126,803
Instructional Programs:	\$17,798	Average Request:	\$17,798
Student Service:	\$2,050,003	Average Request:	\$683,334
Testing/Evaluation:	\$59,000	Average Request:	\$29,500
Other:	\$3,837,219	Average Request:	\$639,537
Total Other Sponsored Activities:	\$20,850,506		

Total Value of All Proposals: **\$75,544,434**

Number of Submissions: **344**

Number of faculty/staff serving as Principal Investigator on proposals: **172**

AMOUNTS OF PROPOSALS

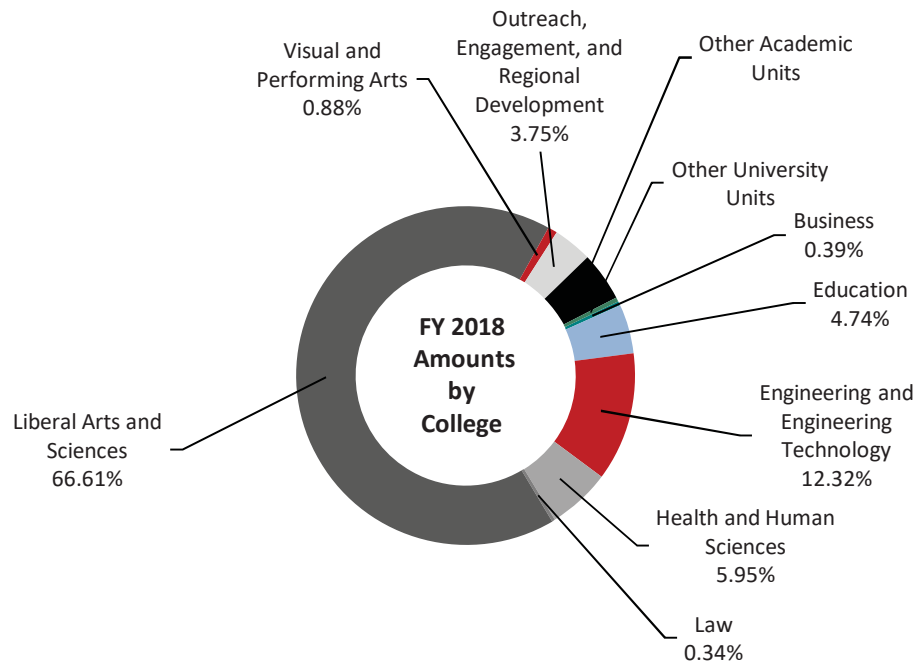


COLLEGE/UNIT	FY 2015	FY 2016	FY 2017	FY 2018
Business	274,582	4,933	700,831	295,684
Education	11,542,309	11,107,880	13,734,267	3,578,934
Engineering and Engineering Technology	16,350,342	9,158,328	8,521,965	9,303,809
Health and Human Sciences	4,689,246	3,997,993	8,805,923	4,491,581
Law		636,868		255,686
Liberal Arts and Sciences	50,803,970	52,035,427	60,065,986	50,318,781
Visual and Performing Arts	51,906	222,674	505,657	662,166
Outreach, Engagement, and Regional Development	5,046,025	8,093,469	12,535,846	2,833,268
Other Academic Units	8,324,590	6,527,001	5,862,746	3,496,364
Other University Units	97,138	1,455,152	4,895	308,161
Total	97,180,108	93,239,725	110,738,116	75,544,434

FY 2018 Number and Amounts of Proposals

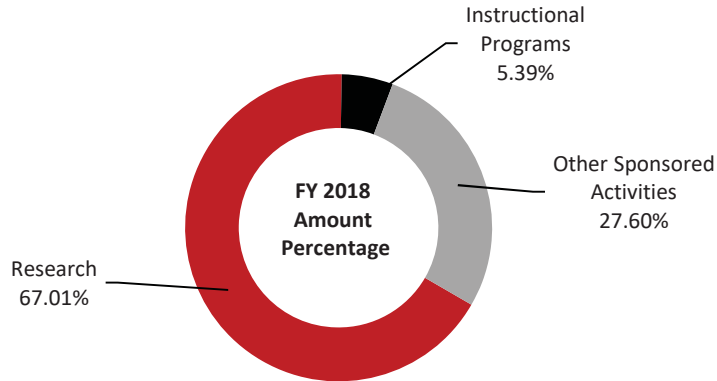
COLLEGE/UNIT	# of Proposals	Total Amount	Number Percentage	Amount Percentage
Business	1	295,684	0.29%	0.39%
Education	14	3,578,934	4.07%	4.74%
Engineering and Engineering Technology	48	9,303,809	13.95%	12.32%
Health and Human Sciences	23	4,491,581	6.69%	5.95%
Law	3	255,686	0.87%	0.34%
Liberal Arts and Sciences	207	50,318,781	60.17%	66.61%
Visual and Performing Arts	7	662,166	2.03%	0.88%
Outreach, Engagement, and Regional Development	18	2,833,268	5.23%	3.75%
Other Academic Units	21	3,796,364	6.10%	5.03%
Other University Units	2	8,161	0.58%	0.01%
Total	344	75,544,434	100.00%	100.00%

Proposals by College/Unit



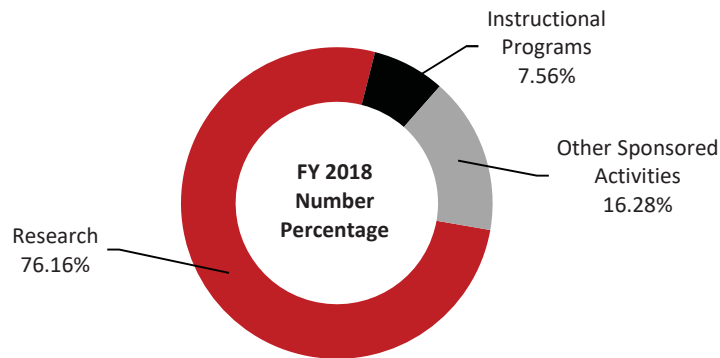
COLLEGE/UNIT	FY 2018
Business	295,684
Education	3,578,934
Engineering and Engineering Technology	9,303,809
Health and Human Sciences	4,491,581
Law	255,686
Liberal Arts and Sciences	50,318,781
Visual and Performing Arts	662,166
Outreach, Engagement, and Regional Development	2,833,268
Other Academic Units	3,496,364
Other University Units	308,161
Total	75,544,434

Proposals by Purpose

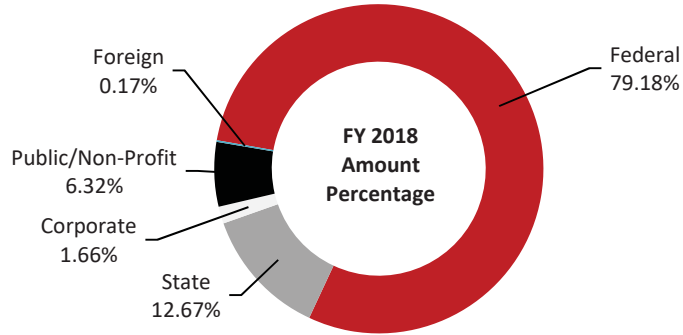


PURPOSE OF REQUEST	FY 2016	FY 2017	FY 2018
Research	47,095,330	67,761,421	50,625,409
Instructional Programs	13,137,120	12,807,965	4,068,519
Other Sponsored Activities	33,007,275	30,168,730	20,850,506
Total	93,239,725	110,738,116	75,544,434

PURPOSE OF REQUEST	FY 2016	FY 2017	FY 2018
Research	242	251	262
Instructional Programs	41	44	26
Other Sponsored Activities	67	51	56
Total	350	346	344

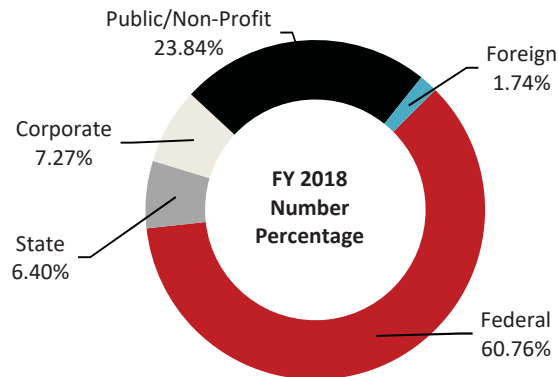


Proposals by Source



SOURCE OF REQUEST	FY 2016	FY 2017	FY 2018
Federal	62,945,949	87,984,318	59,812,359
State	23,098,899	15,563,361	9,575,141
Corporate	1,008,922	565,795	1,252,059
Public/Non-Profit	5,940,991	6,512,827	4,774,417
Foreign	244,964	111,815	130,458
Total	93,239,725	110,738,116	75,544,434

SOURCE OF REQUEST	FY 2016	FY 2017	FY 2018
Federal	184	209	209
State	20	11	22
Corporate	24	19	25
Public/Non-Profit	114	104	82
Foreign	8	3	6
Total	350	346	344



Comparison of FY 2017 and FY 2018 Amounts Submitted by Academic and Other Administrative Units

	FY 2017	FY 2018
COLLEGE OF BUSINESS		
Finance		295,684
Management	700,831	
Total College of Business	700,831	295,684
COLLEGE OF EDUCATION		
Counseling, Adult and Health Education	70,000	99,975
Curriculum and Instruction (formerly Literacy Education)	8,364,547	
Educational Technology, Research, and Assessment	2,646,930	320,940
Kinesiology and Physical Education	719,930	1,204,520
Leadership, Educational Psychology and Foundations	132,860	76,189
Morgridge Office		1,877,310
Special and Early Education	1,800,000	
Total College of Education	13,734,267	3,578,934
COLLEGE OF ENGINEERING AND ENGINEERING TECHNOLOGY		
Dean's Office	1,410,032	1,044,997
Electrical Engineering	518,431	1,194,933
Engineering Technology	928,275	254,805
Industrial and Systems Engineering	432,596	733,666
Mechanical Engineering	5,232,631	6,075,408
Total College of Engineering and Engineering Technology	8,521,965	9,303,809
COLLEGE OF HEALTH AND HUMAN SCIENCES		
Dean's Office	3,819,613	
Allied Health and Communicative Disorders	1,002,278	475,185
Campus Child Care	7,053	9,499
Family, Consumer, and Nutrition Sciences	21,124	352,619
Nursing	2,628,640	2,040,361
School of Health Studies	1,334,268	1,613,917
Total College of Health and Human Sciences	8,812,976	4,491,581
COLLEGE OF LAW		
College of Law Faculty		255,686
Total College of Law		255,686
COLLEGE OF LIBERAL ARTS AND SCIENCES		
Dean's Office	99,423	
Anthropology	912,921	1,276,325
Biological Sciences	7,650,343	2,576,215
Center for Nonprofit and NGO Studies (formerly the Center for NGO Leadership and Development)	62,103	
Center for Southeast Asian Studies	739,027	5,375,072

Comparison of FY 2017 and FY 2018 Amounts Submitted by Academic and Other Administrative Units

	FY 2017	FY 2018
Center for the Study of Family Violence and Sexual Assault	685,578	1,723,273
Chemistry and Biochemistry	7,826,517	5,555,190
Communication	6,000	31,845
Computer Science	898,243	2,821,090
Economics	71,980	214,387
English	120,000	60,000
Environmental Studies		62,000
Foreign Languages and Literature		1,189,207
Geography	1,476,849	787,287
Geology and Environmental Geosciences	1,414,776	1,356,015
History	570,835	56,000
Mathematical Sciences	353,334	473,822
Northern Illinois Center for Accelerator and Detector Development	423,110	
Philosophy	212,615	40,000
Physics	8,302,920	12,766,266
Political Science	33,268	68,385
Psychology	26,990,586	11,827,125
Public Administration	182,122	340,872
Sociology	196,118	73,675
Statistics	837,318	1,644,730
Total College of Liberal Arts and Sciences	60,065,986	50,318,781
COLLEGE OF VISUAL AND PERFORMING ARTS		
Art and Design	423,107	627,166
Music	47,550	35,000
Theatre and Dance	35,000	
Total College of Visual and Performing Arts	505,657	662,166
OUTREACH, ENGAGEMENT AND REGIONAL DEVELOPMENT		
Center for Child Welfare and Education	2,328,017	1,186,643
Center for Governmental Studies	1,850,031	267,518
Center for P-20 Engagement	622,180	752,974
Education System Center		272,215
Illinois Council on Economic Education	34,335	34,335
Illinois Interactive Report Card	183,160	
Northern Public Radio	246,539	290,331
Outreach, Engagement, and Regional Development, VP	175,812	29,252
Precollegiate Programs (formerly under Other Academic Units)	5,100,600	
Regional Development Institute	1,995,172	
Total Outreach, Engagement and Regional Development	12,535,846	2,833,268

Comparison of FY 2017 and FY 2018 Amounts Submitted by Academic and Other Administrative Units

	FY 2017	FY 2018
OTHER ACADEMIC UNITS		
Center for Burma Studies	158,000	191,852
Chief Diversity Office		5,000
Division of Research and Innovation Partnerships	1,584,350	1,873,118
Environment, Sustainability & Energy	49,645	
Executive Vice President and Provost	1,478,463	130,000
Faculty Development	1,500	3,750
Graduate School	40,940	853,501
International Programs		252,894
International Student and Faculty Office	64,270	77,680
International Training Office	249,439	
Jobs Plus		100,000
Student Engagement		3,360
University Libraries	2,226,097	5,209
Wellness Promotion	2,989	
Total Other Academic Units	5,855,693	3,496,364
OTHER UNIVERSITY UNITS		
Human Resource Services		300,000
Public Safety	4,895	8,161
Total Other University Units	4,895	308,161
Total	110,738,116	75,544,434

Recognition



Presidential Research, Scholarship and Artistry Professors

Presidential Research Professorships recognize the outstanding accomplishments and future potential in academic research or creative artistry. SPA extends congratulations to all past and current Presidential Research, Scholarship and Artistry Professors.

2018-2022

Liam Teague, School of Music
Vishnu Zutshi, Department of Physics

2017-2021

Michelle Demaray, Department of Psychology
Douglas Klumpp, Department of Chemistry and Biochemistry

2016-2020

Swapan Chattopadhyay, Department of Physics
Omar Chmaissem, Department of Physics

2015-2019

Sanjib Basu, Division of Statistics
Anne Britt, Department of Psychology
Aaron Fogleman, Department of History

2014-2018

Giovanni Bennardo, Department of Anthropology
Ana Calvo-Byrd, Department of Biological Sciences
Nancy M. Wingfield, Department of History

2013-2017

Elizabeth Gaillard, Department of Biological Sciences
Wei Luo, Department of Geography
Philippe Piot, Department of Physics

2012-2016

Joseph Magliano, Department of Psychology

2011-2015

Dhiman Chakraborty, Department of Physics
Richard King, Department of Biological Sciences

2010-2014

Jeff Kowalski, Department of Art History
Amy Newman, Department of English
Zhili Xiao, Department of Physics

2009-2013

Reed Scherer, Department of Geology and Environmental Geosciences
Larry Arnhart, Department of Political Science
Michel van Veenendaal, Department of Physics

Research and Artistry Recipients

Research and Artistry Awards are provided by the Division of Research and Innovation Partnerships to enhance extramural funding, develop new projects through preliminary data collection, foster interdisciplinary research, and support research and artistic activities for NIU faculty. SPA extends congratulations to the recipients of the FY 2018 Research and Artistry awards.

Christina Abreu & Drew VandeCreek	Center for Latino and Latin American Studies/History
Jahred Adelman	Physics
Sinclair Bell	School of Art and Design
Gregory Beyer	Music
Barrie Bode	Biological Sciences
Omar Chmaissem	Physics
Kyu Taek Cho & Narayan Hosmane	Mechanical Engineering
Justin Dodd	Geology and Environmental Geosciences
Jeff Einboden	English
Victor Gensini	Geographic and Atmospheric Sciences
Jennifer Gray & Jinsook Kim	School of Health Studies
Rebecca Houze	School of Art and Design
Holly Jones	Biological Sciences/ESE
Natalie Joy	History
Venumadhav Korampally	Electrical Engineering
Emma Kuby	History
Haiying Lin	Management
Julie Ogg, Alecia Santuzzi & Liz Shelleby	Psychology
Bobby Sinko	Mechanical Engineering
Nathan Stansell	Geology and Environmental Geosciences
Jifu Tan	Mechanical Engineering
Mark Van Wienen	English
Ziteng Wang	Industrial and Systems Engineering
Paul Wright	Kinesiology and Physical Education
Shuqi Zhang & Emerson Sebastiao	Kinesiology and Physical Education
Vishnu Zutshi	Physics

Great Journeys Recipients

SPA extends congratulations to the FY 2018 Great Journeys Recipients.

Douglas Klumpp	Chemistry and Biochemistry
Jennifer Gray & Jinsook Kim	School of Health Studies
Emma Kuby	History
Jennifer Jacobs/Zachary Wahl-Alexander	Kinesiology & Physical Education
Lindsay Harris	Leadership, Educational Psychology & Foundations
Sahar Vahabzadeh	Mechanical Engineering
Jifu Tan	Mechanical Engineering
George Coutrakon	Physics
Phillippe Piot	Physics
Omar Chmaissem	Physics
Angelo Grippo	Psychology
Michelle Demaray	Psychology
Michelle Lilly	Psychology
Michelle Xia	Statistics

Issued Patents

Bogdan M. Dabrowski, Steven Remsen, Department of Physics – *Ceramic Materials for Gas Separation and Oxygen Storage* (Pat. 9,764,985)

Elizabeth R. Gaillard, James Dillon, Jason Friedrichs, **Tao Xu**, **Timothy J. Hagen**, Devi Kalyan Karumanchi, Department of Chemistry and Biochemistry - *Time Release of Substances to Treat Ocular Disorders* (Pat. 9,962,333)

James Benson, Department of Mathematical Sciences – *Ultra-rapid Tissue Cryopreservation Method and Apparatus* (Pat. 9,936,690 and CA2943819)

James R. Horn, Department of Chemistry – *Library-based Methods and Compositions for Introducing Molecular Switch Functionality into Protein affinity Reagents* (Pat 9,902,948)

Sen M. Kuo, **Lichuan Liu**, Department of Electrical Engineering – *Apparatus, System, and Method for Noise Cancellation and Communication for Incubators and Related Devices* (Pat. 9,858,915)

Mansour Tahernezehadi, Department of Electrical Engineering – *Feedback Canceling System and Method* (Pat. 9,729,967)

Marc J. Adler, **Thomas M. Gilbert**, Sami E. Varjosaari, Vladislav Skrypai, Department of Chemistry and Biochemistry – *Compositions and Methods for Reduction of Ketones, Aldehydes and Iminiums, and Products Produced Thereby* (Pat. 9,981,992)

Timothy J. Hagen, Zheng Zhang, Zachary Lazowski, Michael Clare, Darren W. Begley, Department of Chemistry and Biochemistry – *Synthesis of Novel Inhibitors of Isoprenoid Biosynthesis (ISPF)* (Pat. 9,890,126)

Timothy J. Hagen, Zheng Zhang, Zachary Lazowski, Michael Clare, Darren W. Begley, Department of Chemistry and Biochemistry – *Design and Synthesis of Novel Inhibitors of Isoprenoid Biosynthesis* (Pat. EP2841070)

***Current faculty members are in bold**

Individual Donations and Financial Aid

Donations over \$1,000

- Shortridge, Rebecca S., Accountancy, McGrath Family Entrepreneurship Initiative, Mr. Michael McGrath, Sr. and Mrs. Kristina McGrath, (Other Sponsored Activities), \$99,442
- Shortridge, Rebecca S., Accountancy, PwC Accountancy Learning Suite and Professorship, Mr. Daihee Cho, (Other Sponsored Activities), \$1,500
- Shortridge, Rebecca S., Accountancy, PwC Accountancy Learning Suite and Professorship, Mr. Ernest and Mrs. Pamela Iannotta, (Other Sponsored Activities), \$5,000
- Shortridge, Rebecca S., Accountancy, PwC Accountancy Learning Suite and Professorship, Mr. Ian and Mrs. Anastasia Nelson, (Other Sponsored Activities), \$10,000
- Shortridge, Rebecca S., Accountancy, PwC Accountancy Learning Suite and Professorship, Mr. Matthew and Mrs. Heather Ward, (Other Sponsored Activities), \$5,001
- Shortridge, Rebecca S., Accountancy, PwC Accountancy Learning Suite and Professorship, PricewaterhouseCoopers, (Other Sponsored Activities), \$26,526
- Nicolosi, Gina Kathleen, Finance, Department of Finance Data and Technology Fund, Ms. Alice M. Wilbur, (Instructional Programs), \$8,000
- Liu, Chang, Operations Management and Information Systems, Syndeo Faculty Research Fellowship in OM&S, Syndeo Networks, Inc., (Organized Research), \$10,000
- Peterson, Donald, College of Engineering and Engineering Technology, Donation of (40) tool kits, Mitutoyo, Inc., (Instructional Programs), \$12,182
- Sciammarella, Federico, Mechanical Engineering, Donation of Snowmobile and Ranger UTV parts and components, Polaris Industries, (Instructional Programs), \$12,500
- Damodaran, Purushothaman, Industrial and Systems Engineering, Donation of Ergonomic Equipment, Kayhan International, (Instructional Programs), \$4,993
- Damodaran, Purushothaman, Industrial and Systems Engineering, Automation Direct Automation Lab, Automation Direct, Inc., (Instructional Programs), \$10,000
- Bode, Barrie, Biological Sciences, Jerrold and Carol Zar Biology Faculty Research Excellence Fund, Dr. Jerrold and Mrs. Carol Zar, (Organized Research), \$67,500
- Kaplan, Anne C., OERD Division Administration, Huskie Hack, CDK Global, Inc., (Other Sponsored Activities), \$4,500
- Kaplan, Anne C., OERD Division Administration, Huskie Hack, CDW Corporation, (Other Sponsored Activities), \$2,000
- Kaplan, Anne C., OERD Division Administration, Huskie Hack, Discover Financial Services, (Other Sponsored Activities), \$4,500
- Kaplan, Anne C., OERD Division Administration, Huskie Hack, Syndeo Networks, Inc., (Other Sponsored Activities), \$4,500

Donations over \$1,000 (cont.)

Changnon, David, Geographic and Atmospheric Sciences, Donation of (2) Campbell Scientific CR23X dataloggers, (4) Campbell Scientific CR10 dataloggers, (2) Vaisala PTB201 barometers, Argonne National Laboratory, (Instructional Programs), \$13,800

Block, Derryl, College of Health and Human Sciences, Dean's Office, College of Health & Human Sciences Dean's Strategic Initiatives, Speiser Family Foundation, (Organized Research), \$10,000

Block, Derryl, College of Health and Human Sciences, Dean's Office, Peggy Sullivan Endowed Faculty Research, Ms. Peggy A. Sullivan, (Organized Research), \$1,000

Morris, Sherrill R., Allied Health and Communicative Disorders, Donation of a Tosoh AIA-360 analyzer, supplies and reagents, Beloit Health System, (Instructional Programs), \$5,000

Valentine, Nancy, Nursing, HHS Mannequin in School of Nursing, Dr. and Mrs. Clayton A. Hock, (Instructional Programs), \$10,395

FISCAL YEAR TOTAL \$328,339

Student Financial Aid

Babel, Rebecca, Student Financial Aid, PELL Grant 2017, Department of Education, \$27,138,553

Babel, Rebecca, Student Financial Aid, Student Educational Opportunity Grant (SEOG), Department of Education, \$836,864

Babel, Rebecca, Student Financial Aid, Federal Work Study, Department of Education, \$824,842

FISCAL YEAR FINANCIAL AID TOTAL \$28,800,259

Report Notes



Report Notes and Definitions

Annual Report Reporting Period

The **fiscal year (FY)** for NIU is July 1 to June 30. This report includes data for all awards and proposals processed through SPA during the FY 2018 period. An award is considered processed by SPA when it has been reviewed, institutionally endorsed (if necessary), assigned a grant account number, and a communication has been sent out to the Principal Investigator(s). A proposal is considered processed through SPA after the institutional review and sign off process is complete and the proposal has been submitted to the funding agency.

Definition of Award

An **award** is a funded project for which NIU has received an official notice of award or executed contract from a sponsor requiring the university to undertake a particular activity and for which a deliverable is expected. Awards that provide full funding in the first year of a multi-year project are included in the fiscal year the award was made. Award dollars received from sponsors that provide funding for specific budget periods within a multi-year project (i.e. incremental awards) are included in the fiscal year for which funding is received. Consequently, funding can fluctuate for a department or college depending on how a project is funded. Direct year by year comparisons should always be made with caution.

Definition of Proposal

A **proposal** is a request for external financial support for a particular activity that is routed through SPA. It is important to recognize that there is no correlation between the proposals and awards in this report as many of the proposals noted in this report are still pending with the sponsor.

Intellectual Credit

For projects that have multiple Principal Investigators and Co-Principal Investigators, the total award is allocated to the lead or contact Principal Investigator (PI) and his/her respective home academic unit or center. All other Principal Investigator's and Co-Principal Investigator's participation is indicated with a notation under their home academic unit or center to see the lead or contact Principal Investigator's entry for complete award details.

Research Center Credit

Involvement of a research center or interdisciplinary unit is noted in the individual award sections for each activity type.

Sponsor Types

SPA recognizes five categories of **sponsors**: federal, state, corporate, public/nonprofit, and foreign. Federal sponsors for proposals and awards include direct federal funding as well as pass-through funding for which federal dollars come to NIU through a non-federal entity (e.g. state agency or other university). Public/nonprofit sponsors include non-Illinois institutions of higher education, municipalities, civic organizations, as well as non-profit and non-governmental organizations.

Research

Research and development include both basic and applied research activities undertaken in order to increase the stock of knowledge – including knowledge of humankind, culture, and society. Research does not include technical testing activities.

Basic Research: Experimental or theoretical work undertaken primarily to acquire new knowledge of the underlying foundations of phenomena or observable facts without any participation or application in mind.

Applied Research: Original investigation undertaken in order to acquire new knowledge to meet a specific, recognized need and to solve practical real-world problems.

Instruction

This activity defines teaching and training activities of the institution that are intended to elicit some measure of “educational change” in a learner or in a group of learners. Instruction includes all teaching and training activities, whether offered for credit(s) towards a degree or certificate, on a non-credit basis, or through regular academic departments or separate divisions, such as a summer school division or an extension division.

Other Sponsored Activities

These programs include public service programs that bring the various resources and capabilities of NIU to the community to respond to a local need. Other sponsored programs may also include student support programs, testing and evaluation activities that do not meet the definition of research, joint appointment agreements, and some workshop and travel grants.

Sponsored Programs Administration

Annual Report 2018

DeKalb, Illinois 60115

Production: Julie Miller, eRA Data Coordinator, RIPS

Northern Illinois University is an equal opportunity institution and does not discriminate on the basis of race, color, religion, sex, age, marital status, national origin, disability, status based on the Victims' Economic Security and Safety Act (VESSA) or status as a disabled or Vietnam-era veteran. Further, the Constitution and Bylaws of Northern Illinois University provides for equal treatment regardless of political views or affiliation, and sexual orientation. Inquiries concerning application of Title IX, Section 504, and other statutes and regulations may be referred to the Affirmative Action and Diversity Resources Center, 1515 W. Lincoln Highway, DeKalb, IL 60115, telephone 815-753-1118.



Northern Illinois
University