

Sponsored Programs Administration

Annual Report 2023



Northern Illinois
University

Table of Contents

Introduction	3
Awards	4
FY 2023 Funding Quick Facts	5
FY 2023 Awarded Projects	6
Amounts and Number of Awards by Purpose	7
Amounts and Number of Awards by Sponsor.....	8
Awards by College/Unit	9
Comparison of FY 2022 and FY 2023	10-12
Amounts Awarded by Purpose	13-15
Amounts Awarded by Source	16-18
Amounts Awarded with Federal Funds.....	19-22
Amounts Awarded with State Funds	23
Amounts Awarded with Corporate Funds	24-29
Amounts Awarded with Public/Non Profit Funds.....	30-34
Amounts Awarded with Foreign Funds.....	35
Research	36
Research Awards by Purpose.....	37
Research Awards by College and Sponsor	38
Research Awards by Department	39-41
Instruction	42
Instruction Awards by College and Sponsor	43
Instruction Awards by Department	44-45
Other Sponsored Activities	46
Other Sponsored Activities Awards by Purpose	47
Other Sponsored Activities Awards by College and Sponsor.....	48
Other Sponsored Activities Awards by Department.....	49-50
FY 2023 Awards Detail	51-68
Submissions	69
FY 2023 Proposals Quick Facts.....	70
Amounts of Proposals	71
Proposals by College/Unit.....	72
Proposals by Purpose.....	73
Proposals by Source	74
Comparison of FY 2022 and FY 2023 Amounts.....	75-77
Recognition	78
Presidential Research, Scholarship and Artistry Professors.....	79
Research and Artistry Recipients	80
Great Journeys Recipients	81
Issued Patents.....	82
Report Notes	83
Report Notes and Definitions	84-85

Introduction

Greetings,

The Sponsored Programs Administration (SPA) team is once again pleased to provide you with our Annual Report offering an in-depth look at NIU's sponsored funding activity for the past year. As you will see, NIU continues to see growth in external funding and our office is proud to support the hard work of faculty and staff to pursue and secure these awards.

This year, NIU faculty and staff secured 418 awards totaling \$61 million. These awards include funding for programs specifically targeting COVID-19 recovery efforts. Pandemic relief funding has provided critical support for university operations, COVID-19 mitigation efforts, and enhancing educational supports for students.

Without COVID-19 funding, total funding this year was \$57 million. This is an outstanding increase of 34% over last year and a 60% increase since FY 2019. This is a remarkable accomplishment.



Included in this year's funding are federal investments in university infrastructure to enable cutting edge research and education, public programming to deliver social and educational services across the region, and highly competitive research career awards that infuse innovative research and teaching. Please take a few minutes to read through the funded projects presented in this report to see all the great things our faculty and staff are doing.

These programs advance the academic and research mission of the university, provide opportunities for our students to work alongside faculty in the lab, field, and classroom, all while preparing our society for a century of change.

On behalf of the entire SPA team, congratulations to all who secured external funding and thank you for all who submitted proposals this past year.

Regards,

Dara C. Little, MPA, CRA
Associate Vice President for Research/Executive Director Sponsored Programs



Awards

FY 2023 Funding Quick Facts...

Organized Research

Applied/Basic Research: \$13,324,792.05	Average Award: \$101,715.97
Conference: \$19,500.00	Average Award: \$19,500.00
IPA or Joint Appointment: \$627,869.95	Average Award: \$52,322.50
Research Training: \$722,594.00	Average Award: \$240,864.67
Others: \$1,500,000.00	Average Award: \$1,500,000.00
Organized Research: \$16,194,756.00	Average Award: \$109,424.03

Instructional Programs

Instructional Programs: \$7,222,863.75	Average Award: \$38,015.07
---	-----------------------------------

Other Sponsored Activities

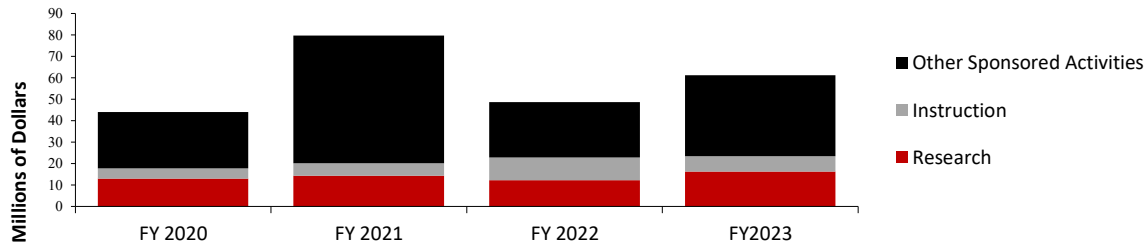
IPA or Joint Appointment: \$0.00	Average Award: \$0.00
Other: \$2,640,002.38	Average Award: \$165,000.15
Public Service: \$32,349,900.36	Average Award: \$688,295.75
Student Service: \$2,596,075.00	Average Award: \$519,215.00
Testing/Evaluation: \$142,311.86	Average Award: \$14,231.19
Others: \$37,728,289.60	Average Award: \$471,603.62

Total Overall Funding: **\$61,145,909.35**

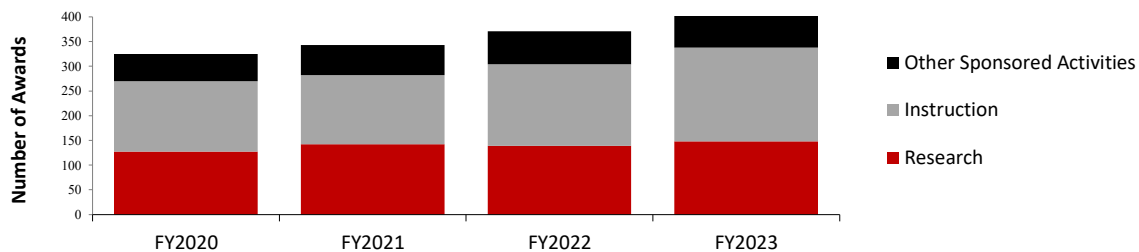
Number of Awards: **418**

Number of faculty/staff serving as Principal Investigator on awarded projects: **134**

FY 2023 Awarded Projects



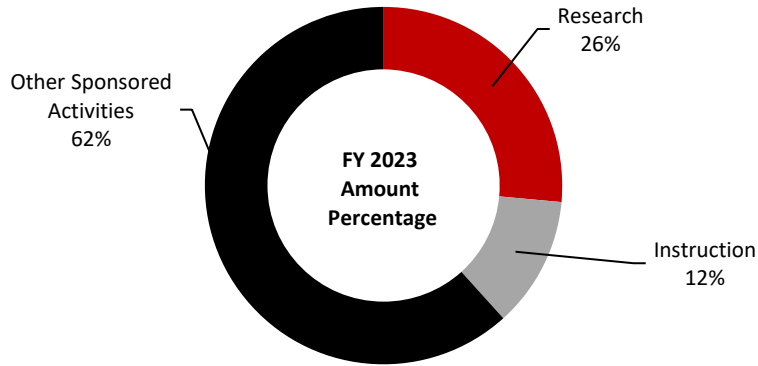
PURPOSE OF FUNDING	FY 2020	FY 2021	FY 2022	FY2023
Research	12,867,700.50	14,308,964.32	12,260,273.44	16,194,756.00
Instruction	4,791,439.67	5,814,998.30	10,538,024.88	7,222,863.75
Other Sponsored Activities	26,329,019.88	59,580,063.29	25,832,382.82	37,728,289.60
Total	43,988,160.05	79,704,025.91	48,630,681.14	61,145,909.35



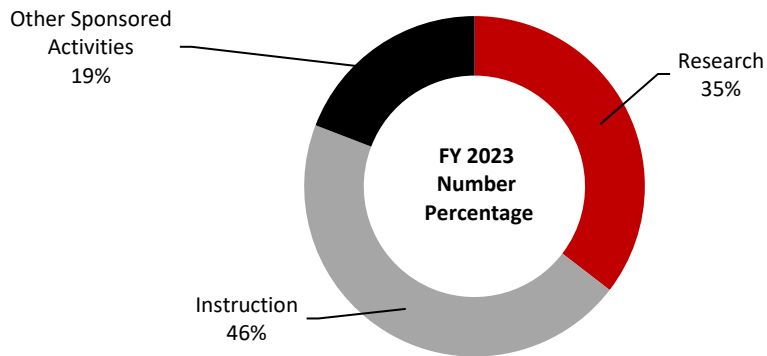
PURPOSE OF FUNDING	FY2020	FY2021	FY2022	FY2023
Research	127	142	139	148
Instruction	143	140	165	190
Other Sponsored Activities	55	61	67	80
Total	325	343	371	418

Includes federal relief funding through HEERF I, II, III (CARES, CRRSAA, ARP, AND SIP) Institutional Funds, GEER, and other programs specifically targeting COVID recovery efforts.

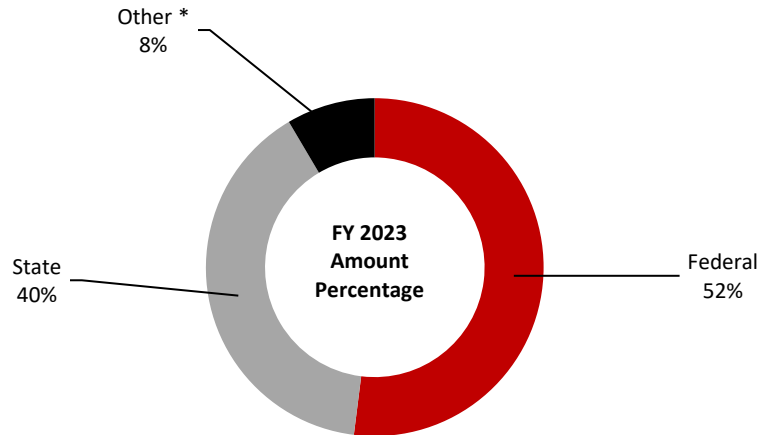
Amounts and Numbers of Awards by Purpose



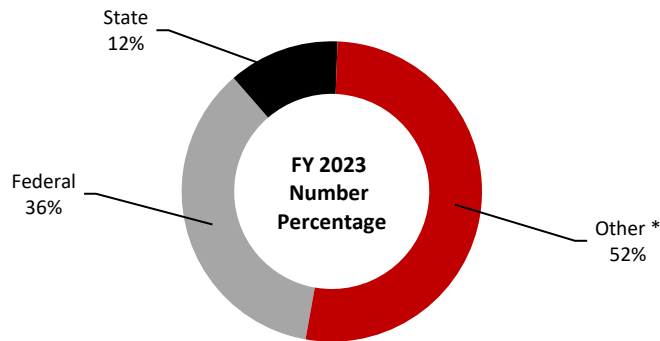
PURPOSE OF FUNDING	Amounts of Awards	Numbers of Awards
Research	16,194,756.00	148
Instruction	7,222,863.75	190
Other Sponsored Activities	37,728,289.60	80
Total	61,145,909.35	418



Amounts and Numbers of Awards by Sponsor

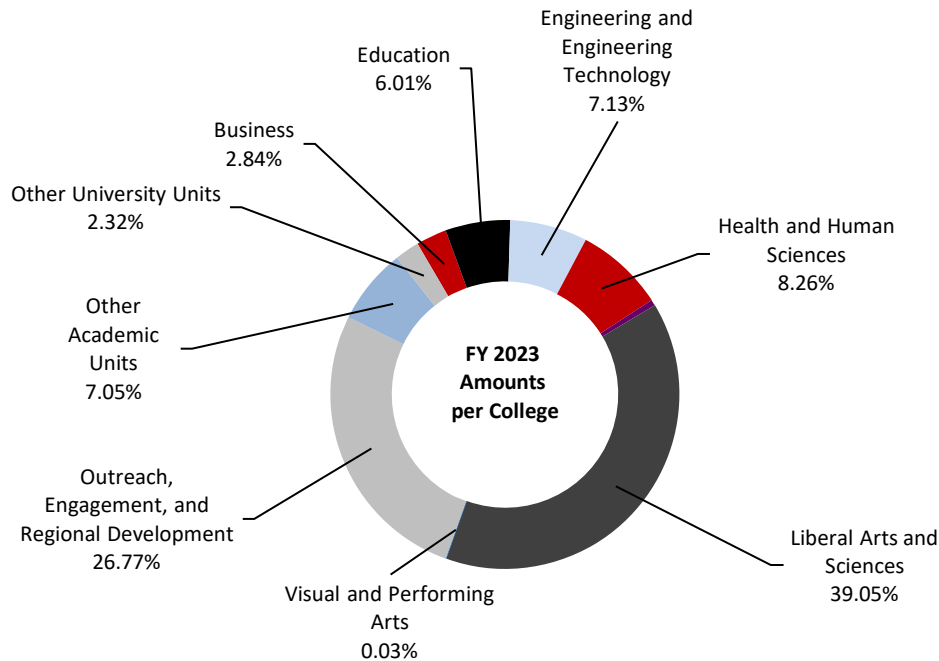


SOURCE OF FUNDING	Amounts of Awards	Numbers of Awards
Federal	31,784,865.71	150
State	24,161,685.86	50
Corporate	2,503,343.93	143
Public/Non-Profit	2,589,552.21	65
Foreign	106,461.64	10
Total	61,145,909.35	418



*Other - (Corporate, Public/Non-Profit, and Foreign)

Awards by College/Unit



COLLEGE/UNIT	FY 2020	FY 2021	FY 2022	FY 2023
Business	1,904,200	2,468,109	2,103,287	1,737,508.98
Education	1,760,925	2,426,278	5,402,519	3,673,027.24
Engineering and Engineering Technology	1,051,111	2,026,655	1,219,624	4,359,850.99
Health and Human Sciences	1,995,383	2,820,548	3,412,400	5,051,949.31
Law				323,969.00
Liberal Arts and Sciences	18,576,795	19,870,109	20,425,586	23,876,944.56
Outreach, Engagement, and Regional Development	8,214,484	7,042,914	10,867,566	16,370,842.02
Visual and Performing Arts	86,900	74,800	49,881	20,110.72
Other Academic Units	2,861,997	2,546,932	2,645,578	4,312,638.46
Other University Units*	7,536,364	40,427,681	2,504,241	1,419,068.07
Total	43,988,160	79,704,026	48,630,681	61,145,909.35

Includes federal relief funding through HEERF I, II, III (CARES, CRRSAA, ARP, AND SIP) Institutional Funds, GEER, and other programs specifically targeting COVID recovery efforts.

Comparison of FY 2022 and FY 2023 Amounts Awarded to Academic and Other Administrative Units

	FY 2022	FY 2023
COLLEGE OF BUSINESS		
Dean's Office	2,103,286.98	1,718,008.98
Management		19,500.00
Total College of Business	2,103,286.98	1,737,508.98
COLLEGE OF EDUCATION		
Dean's Office	3,414,728.00	2,309,952.80
Counseling, Adult and Higher Education	94,306.00	77,625.59
Curriculum and Instruction	283,310.07	489,863.32
Educational Technology, Research, and Assessment	352,344.00	87,113.53
Kinesiology and Physical Education	59,991.00	297,969.07
Leadership, Educational Psychology and Foundations	539,840.06	10,502.93
Special and Early Education	658,000.00	400,000.00
Total College of Education	5,402,519.13	3,673,027.24
COLLEGE OF ENGINEERING AND ENGINEERING TECHNOLOGY		
Dean's Office	130,799.00	63,762.57
Electrical Engineering	266,119.64	1,754,371.00
Engineering Technology		833,106.08
Industrial and Systems Engineering	439,170.90	1,017,554.40
Mechanical Engineering	383,534.05	691,056.94
Total College of Engineering and Engineering Technology	1,219,623.59	4,359,850.99
COLLEGE OF HEALTH AND HUMAN SCIENCES		
Dean's Office	56,088.54	275,131.00
Allied Health and Communicative Disorders	525.00	5,000.00
Child Development and Family Center	365,089.56	162,129.64
Family, Consumer, and Nutrition Sciences	1,402,296.40	3,758,774.00
Nursing	14,300.00	111,515.00
School of Health Studies	93,774.04	141,316.00
School of Interdisciplinary Health Professions	1,480,326.00	598,083.67
Total College of Health and Human Sciences	3,412,399.54	5,051,949.31
COLLEGE OF LAW		
Law		323,969.00
Total College of Law	-	323,969.00

Comparison of FY 2022 and FY 2023 Amounts Awarded to Academic and Other Administrative Units

	FY 2022	FY 2023
COLLEGE OF LIBERAL ARTS AND SCIENCES		
Anthropology	131,276.00	8,271.10
Biological Sciences	91,338.00	276,609.20
Center for Latino and Latin American Studies	5,000.00	
Center for Southeast Asian Studies	1,420,984.00	1,347,647.58
Center for the Study of Family Violence and Sexual Assault	2,263,116.36	3,268,645.01
Chemistry and Biochemistry	1,607,897.06	2,192,598.40
Computer Science	393,835.76	1,147,054.27
Earth, Atmosphere and Environment	2,118,072.07	1,757,363.26
Environmental Studies	25,000.00	860,176.86
Foreign Languages and Literatures	199,780.00	
History	54,746.00	
Mathematical Sciences	195,237.00	161,259.00
Physics	3,384,111.63	3,434,999.63
Psychology	8,226,637.23	9,348,055.02
Public Administration	256,835.41	53,650.23
Sociology	31,119.00	
Statistics	20,600.00	20,615.00
Total College of Liberal Arts and Sciences	20,425,585.52	23,876,944.56
COLLEGE OF VISUAL AND PERFORMING ARTS		
Art and Design	40,981.00	10,610.72
Art Museum	8,900.00	9,500.00
Total College of Visual and Performing Arts	49,881.00	20,110.72
OUTREACH, ENGAGEMENT AND REGIONAL DEVELOPMENT		
Center for Child Welfare and Education	1,065,487.00	1,170,422.00
Center for Governmental Studies	33,090.00	199,850.10
Continuing Professional Education	626,514.00	172,831.00
Education System Center	947,745.50	1,443,349.80
Northern Public Radio	57,433.00	555,386.00
OERD Division Administration		500,000.00
P-20 Center	6,042,810.00	350,932.72
Precollegiate Programs-Upward Bound	1,384,486.96	1,110,379.00
Report Cards	709,999.92	10,867,691.40
Total Outreach, Engagement and Regional Development	10,867,566.38	16,370,842.02

Comparison of FY 2022 and FY 2023 Amounts Awarded to Academic and Other Administrative Units

	FY 2022	FY 2023
OTHER ACADEMIC UNITS		
Career Services	50,000.00	50,000.00
Center for Burma Studies	59,419.00	
Diversity & Equity	25,000.00	
Division of Research and Innovation Partnerships, VP	1,760,345.34	1,935,404.46
Executive Vice President and Provost		1,496,840.00
Graduate School, Dean's Office	253,543.92	119,341.00
Marketing & Communications	107,570.00	112,900.00
Regional Technology Services	40,800.00	
University Libraries	348,900.00	598,153.00
Total Other Academic Units	2,645,578.26	4,312,638.46
OTHER UNIVERSITY UNITS		
Administration & Finance	2,414,274.00	
Presidents Office	89,966.74	1,300,462.07
Student Affairs		118,606.00
Total Other University Units	2,504,240.74	1,419,068.07
Total	48,630,681.14	61,145,909.35

Amounts Awarded by Purpose

	Research	Instruction	Other Sponsored Activities
COLLEGE OF BUSINESS			
Dean's Office		1,718,008.98	
Management	19,500.00		
Total College of Business	19,500.00	1,718,008.98	-
COLLEGE OF EDUCATION			
Dean's Office		2,309,952.80	
Counseling, Adult and Higher Education	11,789.74	10,200.00	55,635.85
Curriculum and Instruction		338,010.01	151,853.31
Educational Technology, Research, and Assessment	87,113.53		
Kinesiology and Physical Education		117,969.07	180,000.00
Leadership, Educational Psychology and Foundations		10,502.93	
Morgridge Office			
Special and Early Education		400,000.00	
Total College of Education	98,903.27	3,186,634.81	387,489.16
COLLEGE OF ENGINEERING AND ENGINEERING TECHNOLOGY			
Dean's Office	29,672.42		34,090.15
Electrical Engineering	1,644,371.00	110,000.00	
Engineering Technology	833,106.08		
Industrial and Systems Engineering	883,409.40	134,145.00	
Mechanical Engineering	691,056.94		
Total College of Engineering and Engineering	4,081,615.84	244,145.00	34,090.15
COLLEGE OF HEALTH AND HUMAN SCIENCES			
Dean's Office		275,131.00	
Allied Health and Communicative Disorders	5,000.00		
Child Development and Family Center		6,702.14	155,427.50
Family, Consumer, and Nutrition Sciences		352,949.00	3,405,825.00
Nursing	15,000.00		96,515.00
School of Health Studies	72,316.00	53,117.00	15,883.00
School of Interdisciplinary Health Professions	387,486.00		210,597.67
Total College of Health and Human Sciences	479,802.00	687,899.14	3,884,248.17
COLLEGE OF LAW			
Dean's Office			142,000.00
College of Law Faculty			181,969.00
Total College of Law	-	-	323,969.00

Amounts Awarded by Purpose

	Research	Instruction	Other Sponsored Activities
COLLEGE OF LIBERAL ARTS AND SCIENCES			
Dean's Office			
Anthropology	8,271.10		
Biological Sciences	276,609.20		
Center for Latino and Latin American Studies			
Center for Southeast Asian Studies			1,347,647.58
Center for the Study of Family Violence and Sexual Assault	278,823.01		2,989,822.00
Chemistry and Biochemistry	2,192,598.40		
Computer Science	1,147,054.27		
Earth, Atmosphere and Environment	1,757,363.26		
Economics			
Environmental Studies			860,176.86
Foreign Language & Literature			
History			
Mathematical Sciences	161,259.00		
Physics	3,434,999.63		
Psychology	84,102.02	1,211,629.00	8,052,324.00
Public Administration	39,984.54		13,665.69
Sociology			
Statistics			20,615.00
Total College of Liberal Arts and Sciences	9,381,064.43	1,211,629.00	13,284,251.13
COLLEGE OF VISUAL AND PERFORMING ARTS			
Art and Design		10,610.72	
Art Museum			9,500.00
Total College of Visual and Performing Arts	-	10,610.72	9,500.00
OUTREACH, ENGAGEMENT, AND REGIONAL DEVELOPMENT			
Center for Child Welfare and Education			1,170,422.00
Center for Governmental Studies	157,500.00	30,695.00	11,655.00
Continuing Professional Education		13,900.00	158,931.00
Education System Center			1,443,349.80
Northern Public Radio			555,386.00
OERD Division Administration			500,000.00
P-20 Center			350,932.72
Precollegiate-Upward Bound			1,110,379.00
Report Cards			10,867,691.40
Total Outreach, Engagement and Regional Development	157,500.00	44,595.00	16,168,746.92

Amounts Awarded by Purpose

	Research	Instruction	Other Sponsored Activities
OTHER ACADEMIC UNITS			
Career Services			50,000.00
Division of Research and Innovation Partnerships	1,935,404.46		
Executive Vice President and Provost			1,496,840.00
Graduate School, Dean's Office		119,341.00	
Marketing & Communication			112,900.00
University Libraries	40,966.00		557,187.00
Total Other Academic Units	1,976,370.46	119,341.00	2,216,927.00
OTHER UNIVERSITY UNITS			
Administration & Finance			
Presidents Office			1,300,462.07
Student Affairs			118,606.00
Total Other University Units	-	-	1,419,068.07
Total	16,194,756.00	7,222,863.65	37,728,289.60

Amounts Awarded by Source

	Federal	State	Corporate	Public/Non Profit	Foreign
COLLEGE OF BUSINESS					
Dean's Office	35,400.00	39,000.00	1,542,427.18	31,090.90	70,090.90
Management				19,500.00	
Total College of Business	35,400.00	39,000.00	1,542,427.18	50,590.90	70,090.90
COLLEGE OF EDUCATION					
Dean's Office	1,706,689.00			603,263.80	
Counseling, Adult and Higher Education			10,200.00	67,425.59	
Curriculum and Instruction		20,000.00		469,863.32	
Educational Technology, Research, and Assessment				87,113.53	
Kinesiology and Physical Education	110,380.00	180,000.00		7,589.07	
Leadership, Educational Psychology and Foundations				10,502.93	
Special and Early Education	400,000.00				
Total College of Education	2,217,069.00	200,000.00	10,200.00	1,245,758.24	-
COLLEGE OF ENGINEERING AND ENGINEERING TECHNOLOGY					
Dean's Office	23,000.00		40,762.57		
Electrical Engineering	1,644,371.00		110,000.00		
Engineering Technology	665,263.04	16,560.00	151,283.04		
Industrial and Systems Engineering	315,540.70	61,342.56	640,671.14		
Mechanical Engineering	656,056.93	15,000.00		20,000.01	
Total College of Engineering and Engineering Technology	3,304,231.67	92,902.56	942,716.75	20,000.01	-
COLLEGE OF HEALTH AND HUMAN SCIENCES					
Dean's Office	150,131.00	125,000.00			
Allied Health and Communicative Disorders				5,000.00	
Child Development and Family Ctr	155,427.50	6,702.14			
Family, Consumer, and Nutrition Sciences	995,814.00	2,762,960.00			
Nursing	30,000.00	76,515.00		5,000.00	
School of Health Studies	53,117.00	60,471.00		27,728.00	
School of Interdisciplinary Hlth Prf		598,083.67			
Total College of Health and Human Sciences	1,384,489.50	3,629,731.81	-	37,728.00	-

Amounts Awarded by Source

	Federal	State	Corporate	Public/Non Profit	Foreign
COLLEGE OF LAW					
College of Law				142,000.00	
College of Law Faculty				181,969.00	
Total College of Law				323,969.00	
COLLEGE OF LIBERAL ARTS AND SCIENCES					
Anthropology	5,021.10			3,250.00	
Biological Sciences	240,018.00			36,591.20	
Center for Southeast Asian Studies	1,347,647.58				
Center for the Study of Family Violence and Sexual Assault	701,823.01	2,566,822.00			
Chemistry and Biochemistry	2,192,598.40				
Computer Science	1,147,054.27				
Earth, Atmosphere and Environment	1,689,745.36			67,617.90	
Environmental Studies		844,089.00		16,087.86	
Mathematical Sciences	161,259.00				
Physics	3,434,999.63				
Psychology	1,265,996.00	8,046,824.00		9,475.00	25,760.02
Public Administration	39,984.54	13,665.69			
Statistics	20,615.00				
Total College of Liberal Arts and Sciences	12,246,761.89	11,471,400.69	-	133,021.96	25,760.02
COLLEGE OF VISUAL AND PERFORMING ARTS					
Art and Design					10,610.72
Art Museum		9,500.00			
Total College of Visual and Performing Arts	-	9,500.00	-	-	10,610.72

Amounts Awarded by Source

	Federal	State	Corporate	Public/Non Profit	Foreign
OUTREACH, ENGAGEMENT AND REGIONAL DEVELOPMENT					
OERD Division Administration	500,000.00				
Center on Child Welfare and Education	52,530.00	1,117,892.00			
Center for Governmental Studies		157,500.00		42,350.10	
Continuing Professional Education	158,931.00		8,000.00	5,900.00	
Education System Center		1,443,349.80			
Northern Public Radio		57,503.00		497,883.00	
P-20 Center	350,932.72				
Precollegiate-Upward Bound	1,110,379.00				
Report Cards	5,276,291.40	5,591,400.00			
Total Outreach, Engagement and Regional Development	7,449,064.12	8,367,644.80	8,000.00	546,133.10	-
OTHER ACADEMIC UNITS					
Career Services		50,000.00			
Division of Research and Innovation Partnerships, VP	1,935,404.46				
Executive Vice President and Provost	1,496,840.00				
Graduate School, Dean's Office		67,000.00		52,341.00	
Marketing & Communications		112,900.00			
University Libraries	455,343.00	3,000.00		139,810.00	
Total Other Academic Units	3,887,587.46	232,900.00	-	192,151.00	-
OTHER UNIVERSITY UNITS					
Presidents Office	1,260,262.07			40,200.00	
Student Affairs		118,606.00			
Total Other University Units	1,260,262.07	118,606.00	-	40,200.00	-
Total	31,784,865.71	24,161,685.86	2,503,343.93	2,589,552.21	106,461.64

Amounts Awarded with Federal Funds**

	FY 2020	FY 2021	FY 2022	FY 2023
Altarum Institute	314,932	283,556		
American Association of Colleges of Nursing			10,000	
Argonne National Laboratory	1,663,906	1,424,497	1,369,155	1,369,576.63
Association of Public and Land-Grant Universities			89,999	
Baylor College of Medicine				38,500.00
Bureau of Educational and Cultural Affairs/ Department of State	499,546	550,000	799,984	799,999.58
Bureau of Land Management/Department of the Interior		16,824		
California Institute of Technology	20,000		10,000	
Cherokee Nation Businesses		417,000	417,000	423,000.00
City of DeKalb				
Columbia University	59,355	101,597	84,196	267,530.00
Consortium of Academic and Research Libraries in Illinois				65,457.00
Cornell University	63,602	63,602	148,010	298,075.00
Cornerstones of Science		36,052		
Council for International Exchange of Scholars	21,000		14,525	
Department of Agriculture	50,000	25,000		25,000.00
Department of Education			564,041	586,603.00
Department of Energy	355,000	275,000		210,000.42
Department of Health & Human Services		22,750	16,250	
Department of State	329,990	250,000		
Directorate for Biological Sciences/NSF	400,994	492,737	7,048	8,745.00
Directorate for Education and Human Resources/NSF	593,406		919,638	
Directorate for Engineering/NSF	186,787	16,380		
Directorate for Geosciences/NSF	396,399		54,091	397,337.00
Directorate for Mathematics and Physical Sciences/NSF	450,000	530,000	181,902	258,098.00
Euclid Beamlabs, Inc.			25,000	
Euclids Techlabs, LLC			45,240	
Fermi National Accelerator Laboratory	867,372	672,927	1,027,880	731,837.71
Futures Without Violence	57,505	40,000		
General Motors Company				199,097.00
Hines VA Hospital				35,400.00
Idaho National Laboratory	82,567			
Illinois Board of Higher Education		3,402,142	3,964,621	2,903,529.00
Illinois Community College Board	99,750		100,000	

Amounts Awarded with Federal Funds**

	FY 2020	FY 2021	FY 2022	FY 2023
Illinois Department of Children and Family Services	7,538,363	8,035,754	6,817,267	52,530.00
Illinois Department of Healthcare and Family Services	1,695,577			
Illinois Department of Human Services		58,000		
Illinois Department of Public Health	65,000			
Illinois Department of Natural Resources		259,048		
Illinois Emergency Management Agency				1,260,262.07
Illinois Institute of Technology	135,000	235,000	235,000	235,000.00
Illinois Manufacturing Excellence Center	1,738,423	1,475,014	1,779,426	1,935,404.46
Illinois Network of Child Care Resource & Referral Agencies		750,059	401,791	155,427.50
Illinois Space Grant Consortium		77,500		
Illinois State Board of Education	626,178	929,420	6,042,810	5,627,224.12
Institute of International Education	59,254			
Institute of Museum and Library Services	250,000		49,419	
Jet Propulsion Laboratory/NASA	20,000	33,917	68,245	10,000.00
Kansas State University		146,863	50,000	
Knowesis Inc.	417,412			
Lawrence Berkeley National Laboratory				16,682.04
Learning Partnership		214,036		
Louisiana State University			25,729	
MxD				74,941.74
National Aeronautics and Space Administration	150,765		108,978	111,662.00
National Endowment for the Humanities	348,630	60,000	368,554	348,920.00
National Heart, Lung, and Blood Institute/ NIH/DHHS	372,500			
National Institute for Occupational Safety & Health/CDC/DHHS			24,000	48,000.00
National Institute of Food and Agriculture/ Department of Agriculture				701,698.00
National Institute of General Medical Sciences/NIH/DHHS	1,078,139	231,708	224,151	
National Institute of Mental Health/NIH/DHHS		197,094	142,797	15,867.00
National Institute of Standards & Technology/ Technology Administration/DOC	125,942			
National Institute on Aging/NIH/DHHS				
National Institutes of Health/DHHS	188,853	714,701	570,829	144,371.00
National Oceanic & Atmospheric Administration			166,851	660,000.00
National Park Service/Department of the Interior			90,000	

Amounts Awarded with Federal Funds**

	FY 2020	FY 2021	FY 2022	FY 2023
National Science Foundation	726,276	2,567,217	2,112,114	2,327,024.06
Northwestern University	85,459	45,277	22,174	
Occupational Safety and Health Administration/ Department of Labor	99,431	116,644	356,514	158,931.00
Office of Elementary and Secondary Education/ Department of Education				961,629.00
Office of Energy Efficiency and Renewable Energy/Department of Energy	109,194	1,275,828		
Office of Naval Research/DoD				320,094.04
Office of Postsecondary Education/ Department of Education	8,450,483	38,933,021	3,941,873	3,328,277.00
Office of Science/Department of Energy	101,000	274,000	458,000	1,118,973.79
Office of Special Education and Rehabilitative Services/Department of Education	841,054	900,000	600,000	650,000.00
Office on Violence Against Women/ Department of Justice			134,562	578,823.01
ProvotonVDA Inc	248,605	226,439		
Purdue University			18,877	
Purdue University Northwest	15,000			
School District #205, Rockford			44,872	
Small Business Administration				500,000.00
Spirit AeroSystems, Inc.				521,108.00
State University of New York at Stony Brook	249,722	211,632	284,163	281,411.00
Substance Abuse & Mental Health Services Administration/DHHS				238,961.00
Taza Aya				88,058.00
United States Institute of Peace		28,020		
University Corporation for Atmospheric Research	19,652			
University of Central Florida	211,315	167,033		
University of Chicago	9,955	40,202		
University of Colorado, Boulder		20,011		
University of Houston				18,026.00
University of Illinois			56,089	
University of Illinois at Chicago	93,136		11,622	191,097.00
University of Illinois at Urbana-Champaign		272,732		13,000.00
University of Iowa			249,255	309,084.00
University of Minnesota				14,229.00
University of Notre Dame	6,000			

Amounts Awarded with Federal Funds**

	FY 2020	FY 2021	FY 2022	FY 2023
University of Oklahoma				39,984.54
US Comptroller of the Currency, Chicago Office	37,500			
Virginia Commonwealth University				110,380.00
Winnebago County	420,923	68,921	70,042	
Total	33,046,852	67,185,156	35,374,585	31,784,865.71

**Includes federal pass-through funding

Amounts Awarded with State Funds**

	FY 2020	FY 2021	FY 2022	FY 2023
Chicago State University				13,665.69
Community Coordinated Child Care		7,746	4,917	6,702.14
Grow Your Own Teachers				20,000.00
Illinois Arts Council	79,900	44,850	38,060	41,730.00
Illinois Board of Higher Education	173,598	251,510	270,070	425,021.00
Illinois Community College Board				210,597.67
Illinois Criminal Justice Information Authority	99,999	139,722	83,999	
Illinois Department of Children and Family Services	1,185,066	1,160,975	3,383,493	14,141,549.00
Illinois Department of Commerce and Economic Opportunity			49,667	
Illinois Department of Human Services			1,256,175	583,520.00
Illinois Department of Juvenile Justice		58,590	59,991	180,000.00
Illinois Department of Natural Resources		35,304		844,089.00
Illinois Department of Public Health	325,500	317,498		512,486.00
Illinois Innovation Network		53,767	29,932	31,560.00
Illinois Network of Child Care Resource & Referral Agencies			58,000	
Illinois State Board of Education	3,960,564	4,049,938	1,910,694	6,804,178.80
Illinois State Library	28,273	28,273	28,273	28,273.00
Lake County		13,273		
Region 1 Planning Council	90,077	9,062		
School District # 205, Rockford	24,952			
Southern Illinois University at Edwardsville		12,443		16,683.56
University of Illinois at Urbana-Champaign		26,206	131,792	192,543.00
University of Illinois Extension				39,000.00
University of Illinois System		109,762		70,087.00
Total	5,967,929	6,318,919	7,305,063	24,161,685.86

**Includes State pass-through funding

Amounts Awarded with Corporate Funds

	FY 2020	FY 2021	FY 2022	FY 2023
84.51 Stratum				36,000.00
Abbott Nutrition			39,000.00	66,490.90
AbbVie Inc.				39,000.00
Advocate Aurora Health Inc.			29,795.46	29,318.18
AGCO Corp.		7,500.00		93,487.00
Akorn Pharmaceutical Company	37,500			
Allstate Insurance Corp.	10,350			
Amazon.com, Inc.		39,000.00	29,795.46	100,118.18
American Family Insurance		104,708.00	370,292.40	
Americold			7,500.00	
Amita Health		39,000.00		
Android Industries	10,000			
Anthony Tucci, Ph.D., LLC			18,540.00	
Apollo Program II, Inc.				39,000.00
Aramark Corporation		22,750.00	16,250.00	
ARBA Technology			29,795.46	29,318.18
AST LLC	27,500	27,500.00		
AT&T				39,000.00
Aurora Specialty Textiles Group, Inc.	14,250		15,000.00	
Austin Chemical Company, Inc.		22,750.00	16,250.00	
Baxter Healthcare Corporation				35,400.00
Bergstrom, Inc.	7,500			
Berry Global		31,975.61	28,024.39	
Best Buy Co., Inc.	27,500	27,500.00		
Blue Agilis			40,800.00	
Blue Cross Blue Shield Association	37,500	39,000.00		
BLUE Software	37,500			
Boncura Health Solutions		39,000.00		
Boost Mobile			39,000.00	
Burgess-Norton Manufacturing Company	10,000			
Burr Ridge Professional Car Care			39,000.00	
CA Management Services, LLC	37,500			
Calamos Investments		31,975.61	28,024.39	
Caterpillar, Inc.		20,000.00		
Centene Corporation				35,400.00
Chalmers St. Consulting			93,605.01	23,371.54
Chase Bank				39,000.00
ChemNova Technologies, Inc.		10,000.00		
Chicago Board Options Exchange				35,400.00
Chicago Extruded Metals (CXM)		39,000.00		
Chocolaterie Stam			10,000.00	
Clarke Mosquito Control Products, Inc.				
CliftonLarsonAllen			29,795.46	29,318.18
Clover Technologies Group, LLC	10,000			
Club Colors	10,000			
CMI Novacast, Inc.	24,650			
CNA Financial Corporation			29,795.46	26,659.09

Amounts Awarded with Corporate Funds

	FY 2020	FY 2021	FY 2022	FY 2023
Cognizant Technology Solutions	55,000	55,000.00		
Collins Aerospace		22,750.00	16,250.00	
Columbus Vegetable Oils		22,750.00	16,250.00	
Commonwealth Edison				1,200.00
Convenience Concepts, Inc.	24,650	20,700.00		
Costco Wholesale Corporation		39,000.00		
Coyote Logistics	10,350			
Crane Composites, Inc.		70,984.95		
Creative Circle			28,200.00	
Crowe LLP		39,000.00		
Crown Castle			28,200.00	
CST Storage	7,500			
CTL Global, Inc.				
Cummins Allison Corp.	27,500	27,500.00		
CVS Health	10,350			
Danfoss LLC	10,000			78,000.00
Debt Pay Gateway			29,795.46	29,318.18
DHL				99,476.57
Digital Practice		22,750.00	16,250.00	
Dirksen Center for Neuropsychology			18,540.00	
Discover Financial Services		31,975.61	28,024.39	14,400.00
DoubleTree by Hilton		22,750.00	16,250.00	
Echo Global Logistics	10,000	10,000.00	10,000.00	
ECHO Incorporated	10,350			
Egret Consulting Group	24,650	20,700.00		
Elgin Industries		69,960.98		
Elkay Manufacturing	35,000	20,700.00	28,200.00	
Enterprise		39,000.00		
ePost Global Shipping			43,012.92	
Epsilon Marketing	27,500			
Experian		22,750.00	16,250.00	
Ferrara Candy Company		39,000.00		
Fidelitone, Inc.		22,750.00	16,250.00	
Fincantieri Marine Group			1,750.00	
First Data Corporation	37,500			
Flinn Scientific Inc.				31,090.90
FONA International Inc.			7,000.00	
Forensic Analytical	10,000			
Fresenius Kabi		20,700.00		
Gathering Grounds Café				
General Electric		22,750.00	16,250.00	
General Motors Company			39,999.81	
Genesis Automation, Inc.		22,750.00	16,250.00	
Gogo, Inc.		31,975.61	28,024.39	
Google		22,750.00	16,250.00	
Goose Island Brewing Co.			39,000.00	
GTPL Broadband		20,700.00		

Amounts Awarded with Corporate Funds

	FY 2020	FY 2021	FY 2022	FY 2023
GymWisely, Inc.			31,800.00	
HA International LLC		31,975.61	28,024.39	
HAVI	24,650	20,700.00		
Heel Strike		8,000.00		
Henkel		22,750.00	16,250.00	
High Low Voltage Electrical, LLC	10,350			
Hinsdale Racquet Club, Inc.	41,381			
Hi-Tech Polymers, Inc.				39,000.00
Hiwin Corporation		34,999.17	45,001.25	
Hoffer Plastics	7,500			
Huntington National Bank				31,090.90
Hydra-Stop LLC			39,000.00	
Insurance Auto Auctions, Inc.				31,090.90
Jersey Mike's Subs			28,200.00	
Jockey International, Inc.	10,350			
Joliet Oncology-Hematology Associates, Ltd.	24,650	20,700.00		
Joseph T. Ryerson & Sons, Inc.			15,250.00	
JP Morgan		39,000.00		
Kane Express, LLC	10,350			
Karis Global LLC	24,650	20,700.00		
Kenco Group				36,000.00
Keyence Corporation	24,650	20,700.00		
Konick and Associates			37,080.00	
Korn Ferry	37,500			
Kraft Heinz Food Company		22,750.00	16,250.00	
Krex, Inc.				39,000.00
Lakeshore Recycling Systems	65,000	118,951.22	95,844.24	55,749.99
Lakeview Precision Machining, Inc.				39,000.00
Lee Kum Kee		39,000.00		
LegalPeople	10,350			
Liberty Travel		22,750.00	16,250.00	
Libsys, Inc.	27,500			
Life Fitness, LLC	20,000	21,387.98		
LKQ Heavy Truck			8,500.00	
LSC Communications	27,500			
Mars Wrigley Confectionery	27,500			
McDonald's Corporation	10,000	10,000.00	10,000.00	
McKesson Corporation				35,400.00
Merck & Co., Inc.	37,500			
Metra			220,200.00	
Midwest Groundcovers			29,795.46	29,318.18
Midwest Orthopaedics at Rush Medical Center		22,750.00	16,250.00	
Milwaukee Tool			55,524.63	40,762.57
Mitsubishi Logisnext Americas			28,200.00	
Montrose, Inc.			41,545.20	
Motorola Solutions	39,933		15,000.00	72,098.58

Amounts Awarded with Corporate Funds

	FY 2020	FY 2021	FY 2022	FY 2023
Muntons Malted Ingredients			39,000.00	
National Express LLC	27,500			24,600.00
National Forwarding Co., Inc.	24,650	41,400.00		
National Material L.P.	27,500	27,500.00		
Navistar Inc.	88,000	39,000.00		124,400.00
Nestle Brands Company		31,975.61	28,024.39	
Nestle Purina Petcare			26,119.00	
Nobelus LLC	29,500			
Northwestern Medicine Ben Gordon Ctr			23,940.00	
Numerator		8,000.00		
OakHeart Center for Counseling Mediation & Consultation			18,540.00	
Old Elk Distillery			28,200.00	
Old World Industries, LLC	24,650	20,700.00		
OMD		39,000.00		
Omron Automotive Electronics, Inc.	62,150	20,700.00		
Option Care Enterprises, Inc.	24,650	20,700.00		
OptumRx	24,650	20,700.00		
ORBIS Corporation	10,350			
OSM Worldwide			28,200.00	30,000.00
Ozinga			16,250.00	
P & P Artec			8,500.00	
Paragon Medical, Inc.		7,500.00		
Pediatric Consultation Center & Associates			18,540.00	
Peoplescout/True Blue				35,400.00
Pepper Construction	24,650	20,700.00		
Physicians Immedicate Care, LLC	24,650	20,700.00		
Plitek, LLC		31,975.61	28,024.39	
Power Solutions International				
Private Sponsor		36,329.18		
PSAV		39,000.00		
Purafil, Inc.		10,000.00		
PWC			39,000.00	
Restoration Tools	27,500			
RF Code, Inc.		31,975.61	28,024.39	
Richard Wolf Medical Instruments Corp.		7,500.00	7,500.00	
Rock King LLC	3,750			
Rolls-Royce			39,000.00	
Rubicon				31,090.90
Rust-Oleum		10,000.00		
RYMAC Industries LLC		25,330.00		151,283.04
Schmid Tool & Engineering Corporation				31,090.90
School Health Corporation			28,200.00	7,200.00
Schwartz Gilligan, Ltd.	27,500	27,500.00		
SD Wheel	7,500			
Sedgwick Claims Management	27,500			

Amounts Awarded with Corporate Funds

	FY 2020	FY 2021	FY 2022	FY 2023
Sherwin-Williams	37,500			
Sikich, LLP		39,000.00		
Six-Sigma	34,200		54,450.00	
SKF USA Inc.	25,000		7,500.00	
Smalley Steel Ring Company Inc.			28,200.00	
Sonas Marketing		39,000.00		
SPX Flow	7,500			7,500.00
State Farm Insurance Companies				31,090.90
Sterling Medical Products	41,756			
STM				39,000.00
Strategic Coach		31,975.61	28,024.39	
Stryker Orthopaedics			28,200.00	
Suncast Corporation				22,500.00
SureStaff Temp Services	27,500			
Susan Myket, Ph.D. & Associates			37,080.00	
Swenson Spreader LLC		31,174.92		
Tate & Lyle			1,600.00	
Teoresi, Inc.			28,200.00	
The Beaver Excavating Company				6,800.00
The Nook 2 Daycare			39,000.00	
The OCD & Anxiety Center			37,080.00	
The Parts Place, Inc.		22,750.00		
The Shelby Group, LLC	10,000			
The Suter Company			29,795.46	29,318.18
Thomas Engineering Inc.	27,500	27,500.00		
Thomson Linear	10,350			
TMP Worldwide	37,500			
Tomasik Kotin Kasserman, LLC	15,001			
Transervice	24,650	20,700.00		
Transform Holdco LLC	27,500	27,500.00		
TransNational Payments	10,000			
TravelClick, Inc.	37,500			
Triangle Package Machinery Company		86,999.00	173,070.69	91,122.98
Turner Construction				35,400.00
UGN, Inc.			29,795.46	29,318.18
UniCarriers Americas Corporation	10,000			
UniFirst Corporate Accounts			29,795.46	29,318.18
United Airlines		22,750.00		
US Cellular Corp.	10,350			
US Foods, Inc.	62,150	20,700.00	39,000.00	
USCS			39,000.00	
USG Chicago			29,795.46	29,318.18
ValMatic	27,500			
Various and Corporate Sponsors				35,145.00
W.W. Grainger	10,000			
Wahl Clipper Corporation	10,000			
Walgreens Company	24,650	20,700.00	28,200.00	

Amounts Awarded with Corporate Funds

	FY 2020	FY 2021	FY 2022	FY 2023
Walmart		22,750.00	16,250.00	
Werner Co.				166,569.47
WeWarriors/Amy Squared	19,000			
Whitt Law, LLC		2,500.00		
Wolters Kluwer				24,600.00
Woodward, Inc.	10,000			54,000.00
Woof Beach			28,200.00	
Xced Aviation Services			28,200.00	
Yaskawa America, Inc.	10,350			
ZS Associates	10,350			
Zurich North America	20,700			
Zurn Elkay Water Solutions				39,000.00
Total	2,168,571	2,694,605.89	3,345,724.72	2,503,343.93

Amounts Awarded with Public/Non-Profit Funds

	FY 2020	FY 2021	FY 2022	FY 2023
AccessLex Institute				142,000.00
Alive Center NFP			28,200.00	
American Association for the History of Nursing, Inc.			3,000.00	
American Chemical Society			63,241.00	
American Council of Learned Societies	60,000			
American Educational Research Association			35,000.00	
American Philosophical Society			6,000.00	
American Psychological Association				5,500.00
American Speech-Language-Hearing Foundation		5,000.00		
American Society for Clinical Laboratory Sciences	784			
American Society for Pain Management Nursing				5,000.00
Association of American Colleges and Universities			25,000.00	
Association for Assessment and Research in Counseling		1,610.65		
Association for Experiential Education	2,357			
Association of College and University Housing Officers-International		3,858.00		
Bartlett Public Library District			28,200.00	
Binghamton University, State University of New York				20,000.01
Black Metropolis Research Consortium	4,000			
Borchard Foundation Center on Law and Aging		20,000.00		
Campus Compact	3,300			
Capita Foundation			525.00	
Chicago Housing Authority			31,200.00	3,000.00
Chicago Public Schools				550.00
City of Aurora			1,500.00	
City of Chicago		31,975.61	28,024.39	
City of DeKalb			16,222.50	
City of Evanston			11,932.50	
City of Geneva		16,222.50		
City of Lake Forest			3,800.00	
City of Naperville			18,600.00	9,300.00
City of North Chicago			1,000.00	
Civic Leadership Academy				5,418.10
Commission for Educational Exchange between Uruguay and the United States of America (Fulbright Uruguay)	77,299		133,480.15	131,853.31
Cornerstones of Science	5,000			

Amounts Awarded with Public/Non-Profit Funds

	FY 2020	FY 2021	FY 2022	FY 2023
Corporation for Public Broadcasting	498,683	460,307.00		497,883.00
County of DuPage				11,655.00
DeKalb County Community Foundation	3,000		20,360.00	
DeKalb County Economic Development Corporation	13,500	22,445.00	10,342.50	
DeKalb County Health Department		132,033.26	89,966.74	36,000.00
DeKalb County History Center	2,000			
DeKalb County Probation			23,239.92	
DeKalb County Regional Office of Education	6,075			
DuPage County Workforce				2,900.00
Econ Illinois	35,000			
Edward-Elmhurst Healthcare	179,680	680,054.76	28,200.00	
Elk Grove Village		16,222.50		
Friends of Nachusa Grasslands		2,000.00		1,850.20
Gas Technology Institute	27,500	27,500.00		
Global Wildlife Conservation		4,843.00		
Golden Apple Foundation	38,708			308,547.14
Grant (William T.) Foundation			50,000.00	
Hanover Township			950.00	
Harvard University	50,000			
Hughes (Howard) Medical Institute		50,000.00		
Illinois Association for Infant Mental Health				5,000.00
Illinois Association of School Business Officials	360,600	341,949.98	353,099.98	148,969.59
Illinois Comprehensive Musicianship Through Performance	18,500			
Illinois Municipal League				181,969.00
Illinois Network of Child Care Resource & Referral Agencies			9,999.40	
Illinois Township Management Academy				8,717.00
Institute for Human Studies		300.00		
Institute of International Education		25,000.00	37,600.00	
Intergovernmental Risk Management Agency		16,222.50		
Jack Miller Center	10,000			
Kauffman (Ewing Marion) Foundation				19,500.00
Kreider Services, Inc.			37,080.00	
Lake County		22,750.00	21,250.00	
Lake County Forest Preserve District	57,794	112,246.62	46,000.00	34,741.00
Lee County Drug Court				
Little City Foundation		8,497.50	100,000.00	50,000.00
Live Healthy DeKalb County	1,500			
Lutheran Social Services of Illinois	24,650	20,700.00		

Amounts Awarded with Public/Non-Profit Funds

	FY 2020	FY 2021	FY 2022	FY 2023
Manuscript Society			5,000.00	
MenHealing				55,635.85
Museum of Science and Industry	750			
NASPA - Student Affairs Administrators in Higher Education		1,000.00	4,164.00	
National Alliance of Concurrent Enrollment Partnerships				1,000.00
National Art Education Foundation	10,500		10,456.00	
National Association of School Psychologists			6,952.50	
National Gallery of Art		7,000.00		
Nature Conservancy	6,000	6,000.00		
NEO Philanthropy				4,200.00
North West Housing Partnership			28,200.00	
Northern Illinois Food Bank	5,286	19,211.22	20,102.04	27,728.00
Northwestern Medicine		22,750.00	16,250.00	
Northwestern University		70,975.61	28,024.39	
Not-For-Profit Resources, Inc.			3,440.00	710.00
Oak Crest Retirement Center				7,589.07
Oakton Community College		31,975.61	28,024.39	
Office Ergonomics Research Committee				
Ohio University	338,232	297,495.00		139,810.00
Opportunity DeKalb		16,222.50		
Pacific Rim Conservation	10,000			
Partnership for College Completion		12,000.00		
Primate Conservation, Inc.		2,230.00		3,250.00
Public Financial Publications, Inc.	9,500			
Region 1 Planning Council		18,585.00		
Robert H. N. Ho Family Foundation	134,400			
Rochelle Area Community Foundation	1,500			
Rochelle Elementary Education Association	60,000			
Rochelle Township High School				1,061.43
Rush University Medical Center	37,500	39,000.00		31,090.90
Safe Toddles, Inc.			160,100.00	
Sauk Valley College Foundation	500			
School District # 33, West Chicago	1,000			
School District # 44, Lombard				1,061.43
School District # 46, Elgin	220,000	192,000.00	208,000.00	176,000.00
School District # 88, Plano	44,000	66,000.00		
School District # 91, Lockport				1,061.43

Amounts Awarded with Public/Non-Profit Funds

	FY 2020	FY 2021	FY 2022	FY 2023
School District # 96, Kildeer Countryside Community Consolidated	164,000	132,000.00	88,000.00	48,000.00
School District # 101, Batavia			14,677.50	
School District # 131, East Aurora		1,000.00	8,500.00	
School District # 145, Freeport Public Schools		5,670.00	8,070.00	3,700.00
School District # 187, North Chicago			54,000.00	36,000.00
School District # 201U, Crete-Monee		8,050.00		
School District # 203, Naperville			19,427.50	1,061.43
School District # 205, Elmhurst Community Unit	66,000	110,000.00		1,061.43
School District # 205, Rockford		169,515.95	232,000.00	215,113.53
School District # 212, Leyden High		2,000.00		
School District # 234, Ridgewood High School				1,061.43
School District # 225, Glenbrook		2,000.00		
School District # 280, Mendota			5,142.00	
School District # 302, Kaneland				5,307.14
School District # 303, St. Charles			48,568.75	
School District # 425, Indian Creek			19,427.50	
School District # 428, DeKalb Community Unit	4,000	23,500.00	19,427.50	40,334.29
School of Expressive Arts and Learning (S.E.A.L.)		2,000.00		
Sheltered Village, Inc.			22,500.00	
Simons Foundation	14,000			
Society for the Study of School Psychology			3,354.00	3,975.00
Springfield Sangamon Growth Alliance		1,600.00		
The 21st Century Institute	6,628			
Unidata Program Center (UPC)			1,500.00	
Universities Research Association, Inc.	15,000	15,000.00	15,000.00	
University of Arkansas			10,000.00	
University of California, San Diego			45,036.62	67,617.90
University of Chicago - Medicine	65,000			
University of Florida				10,789.74
University of Michigan	17,491	14,303.00		
University of Nebraska		3,500.00	5,000.00	
Village of Bartlett				1,650.00
Village of Coal City			13,905.00	
Village of Glen Ellyn		17,792.00		
Village of Glenview			4,900.00	4,900.00
Village of Gurnee		10,815.00		
Village of Hinsdale		5,407.50		
Village of Hoffman Estates		13,905.00		
Village of Niles			400.00	
Village of Oswego			16,222.50	

Amounts Awarded with Public/Non-Profit Funds

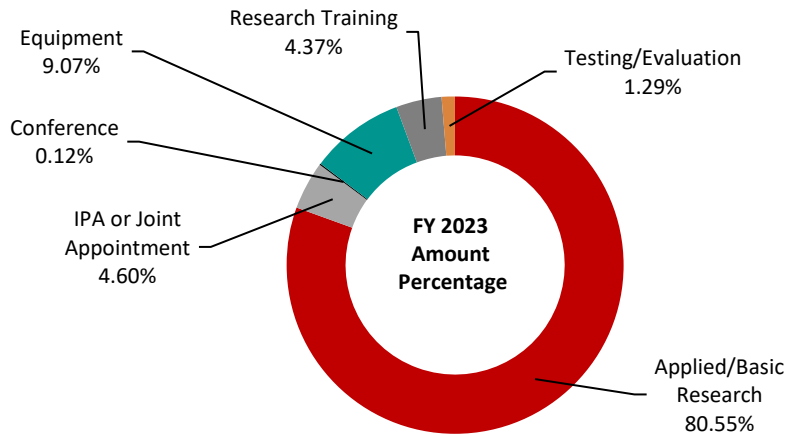
	FY 2020	FY 2021	FY 2022	FY 2023
Village of Schaumburg			16,222.50	
Village of Schiller Park		16,222.50		
Village of Skokie			16,222.50	
Village of Wilmette				16,087.86
Waubensee Community College	49,459	62,476.00	52,031.00	52,341.00
Wenner-Gren Foundation			20,000.00	
Winnebago County			5,000.00	
Yale University	1,000			
Total	2,761,674	3,440,940.77	2,546,262.27	2,589,552.21

Amounts Awarded with Foreign Funds

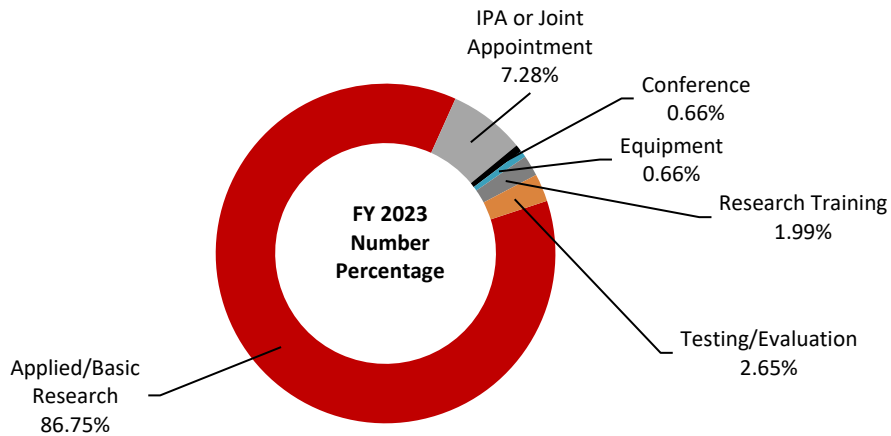
	FY 2020	FY 2021	FY 2022	FY 2023
American Academy in Berlin			20,000.00	
Centre Roland Mousnier	4,579.00			
Conexiom				39,000.00
Freie Universitat Berlin			18,296.00	
Miaoli County Government Education Department, Taiwan		12,912.05		
Ministry of Science, Technology and Productive Innovation of Argentina	3,000.00			
Russian Science Foundation	16,700.00	13,812.00		
Stiftung Mercator	14,310.00		8,450.00	
Tata Consultancy Services				31,090.90
University of Ottawa	4,544.94	37,680.30	12,300.00	25,760.02
University of Silesia in Katowice				10,610.72
Total	43,133.94	64,404.35	59,046.00	106,461.64

Research

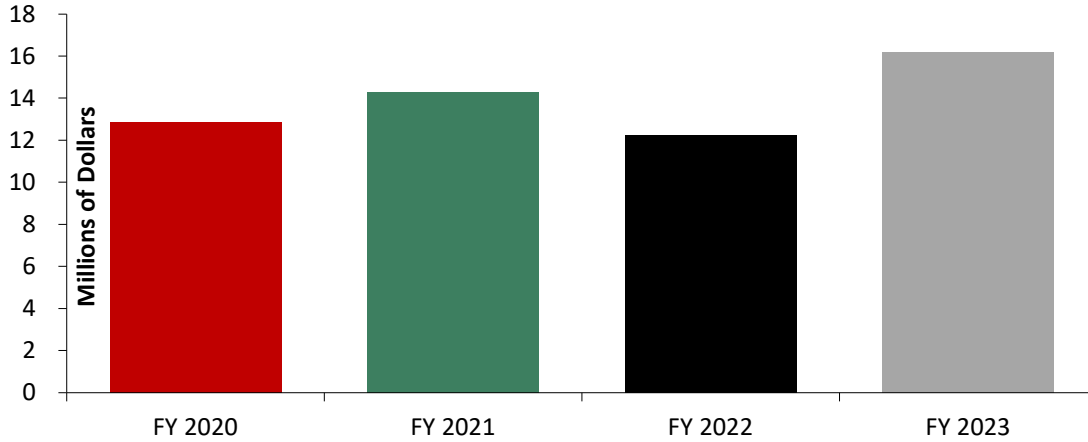
Research Awards by Purpose



PURPOSE OF FUNDING	Amount of Awards	Number of Awards
Applied/Basic Research	13,324,792.05	131
IPA or Joint Appointment	760,546.05	11
Conference	20,000.00	1
Equipment	1,500,000.00	1
Research Training	722,594.00	3
Testing/Evaluation	214,086.99	4
Total	16,542,019.09	151



Research Awards by College and Sponsor



College Comparison

COLLEGE/UNIT	FY 2020	FY 2021	FY 2022	FY 2023
Business				19,500.00
Education	24,951.90	687,518.12	387,508.00	98,903.27
Engineering and Engineering Technology	719,660.74	2,004,155.18	1,053,592.74	4,081,615.84
Health and Human Sciences	840,627.24	826,536.22	305,772.04	479,802.00
Law				
Liberal Arts and Sciences				
Life, Physical and Mathematical Sciences	7,690,740.70	8,376,268.37	7,750,637.61	8,969,883.76
Social Sciences	1,651,061.26	780,472.43	871,923.79	411,180.67
Visual and Performing Arts	60,500.00	67,000.00	40,981.00	-
Outreach Engagement, and Regional Development	195,736.00	-	500.00	157,500.00
Other Academic Units	1,684,422.66	1,567,014.00	1,849,358.26	1,976,370.46
Other University Units				
Total	12,867,700.50	14,308,964.32	12,260,273.44	16,194,756.00

FY 2020 Research Awards by Sponsor

Sponsor	Amount	Amount Percentage	Number of Awards	Number Percentage
Federal	14,524,472.44	89.69%	110	74.32%
State	692,476.56	4.28%	10	6.76%
Corporate	664,481.60	4.10%	9	6.08%
Public/Non-Profit	287,565.38	1.78%	15	10.14%
Foreign	25,760.02	0.16%	4	2.70%
Total	16,194,756.00	100.00%	148	100.00%

Research Awards by Department

	FY 2020	FY 2021	FY 2022	FY 2023
COLLEGE OF BUSINESS				
Management				19,500.00
Total College of Business	-	-	-	19,500.00
COLLEGE OF EDUCATION				
Counseling, Adult and Higher Education		6,469	89,164	11,789.74
Educational Technology, Research, and Assessment	24,952	38,428	298,344	87,113.53
Morgridge Office		642,621		
Special and Early Education				
Total College of Education	24,952	687,518	387,508	98,903.27
COLLEGE OF ENGINEERING AND ENGINEERING TECHNOLOGY				
Dean's Office	144,933	47,808	130,799	29,672.42
Electrical Engineering	15,000	258,291	247,039	1,644,371.00
Engineering Technology	194,681	929,065		833,106.08
Industrial and Systems Engineering	80,447	188,135	332,221	883,409.40
Mechanical Engineering	284,600	580,857	343,534	691,056.94
Total College of Engineering and Engineering Technology	719,661	2,004,155	1,053,593	4,081,615.84
COLLEGE OF HEALTH AND HUMAN SCIENCES				
Allied Health and Communicative Disorders		5,000	525	5,000.00
Nursing	198,853	185,848	14,300	15,000.00
School of Health Studies	82,515	88,980	66,796	72,316.00
School of Interdisciplinary Health Professions	559,259	546,708	224,151	387,486.00
Total College of Health and Human Sciences	840,627	826,536	305,772	479,802.00

Research Awards by Department

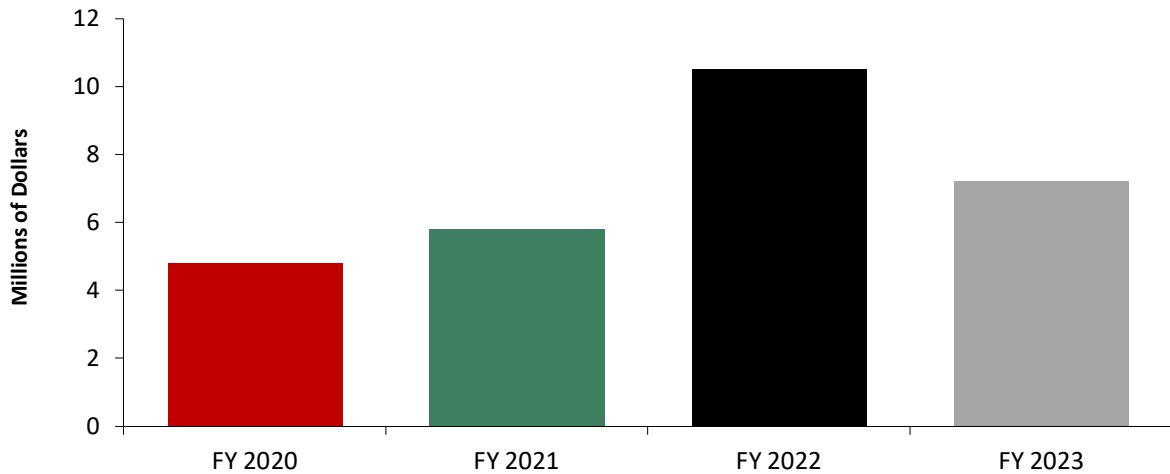
	FY 2020	FY 2021	FY 2022	FY 2023
COLLEGE OF LIBERAL ARTS AND SCIENCES				
Anthropology	211,315	183,454	31,622	8,271.10
Biological Sciences	1,122,551	1,201,707	91,338	276,609.20
Center for Latino and Latin American Studies		3,500	5,000	
Center for Southeast Asian Studies	134,400			
Center for the Study of Family Violence and Sexual Assault	770,516	75,000	189,562	278,823.01
Chemistry and Biochemistry	1,716,649	2,365,475	1,607,897	2,192,598.40
Communication				
Computer Science	798,266	986,061	393,836	1,147,054.27
Economics	9,955			
Environmental Studies	593,406	25,000	25,000	
Earth, Atmosphere and Environment	811,895	794,694	2,118,072	1,757,363.26
History	124,589	13,812	5,000	
Mathematical Sciences	14,000		195,237	161,259.00
Philosophy		300		
Physics	2,633,973	3,003,332	3,319,258	3,434,999.63
Political Science		28,020		
Psychology	400,286	463,113	584,688	84,102.02
Public Administration			29,932	39,984.54
Sociology		13,273	26,119	
Total College of Liberal Arts and Sciences	9,341,802	9,156,741	8,622,561	9,381,064.43
COLLEGE OF VISUAL AND PERFORMING ARTS				
Art and Design	60,500	67,000	40,981	
Total College of Visual and Performing Arts	60,500	67,000	40,981	-

Research Awards by Department

	FY 2020	FY 2021	FY 2022	FY 2023
OUTREACH, ENGAGEMENT, AND REGIONAL DEVELOPMENT				
Center for Governmental Studies			500	157,500.00
Education Systems Center	145,000			
Regional Development Institute	50,736			
Total Outreach, Engagement, and Regional Development	195,736	-	500	157,500.00
OTHER ACADEMIC UNITS				
Division of Research and Innovation				
Partnerships	1,638,423	1,475,014	1,760,345	1,935,404.46
Graduate School	46,000	92,000	89,013	
University Libraries				40,966.00
Total Other Academic Units	1,684,423	1,567,014	1,849,358	1,976,370.46
Total Research	12,867,701	14,308,964	12,260,273	16,194,756.00
Total Funding	43,988,160	79,704,026	48,630,681	61,145,909.35

Instruction

Instruction by College and Sponsor



College Comparison

COLLEGE/UNIT	FY 2020	FY 2021	FY 2022	FY 2023
Business	1,904,200.00	2,468,109	2,103,287	1,718,008.98
Education	1,735,973.07	1,680,170	4,955,020	3,186,634.81
Engineering and Engineering Technology	331,450.00	22,500	126,031	244,145.00
Health and Human Sciences	355,430.00	1,047,684	1,716,209	687,899.14
Law				
Liberal Arts and Sciences	229,428.00	425,060	821,457	1,211,629.00
Visual and Performing Arts	18,500.00	-	-	10,610.72
Outreach, Engagement, and Regional Development	35,000.00	-	302,590	44,595.10
Other Academic Units	181,458.60	171,476	513,431	119,341.00
Other University Units				
Total	4,791,439.67	5,814,998	10,538,025	7,222,863.75

FY 2023 Instruction Awards by Sponsor

Sponsor	Amount	Amount Percentage	Number of Awards	Number Percentage
Federal	3,667,346.00	50.77%	11	5.79%
State	590,651.14	8.18%	8	4.21%
Corporate	1,804,772.18	24.99%	128	67.37%
Public/Non-Profit	1,079,392.81	14.94%	37	19.47%
Foreign	80,701.62	1.12%	6	3.16%
Total	7,222,863.75	100.00%	190	100.00%

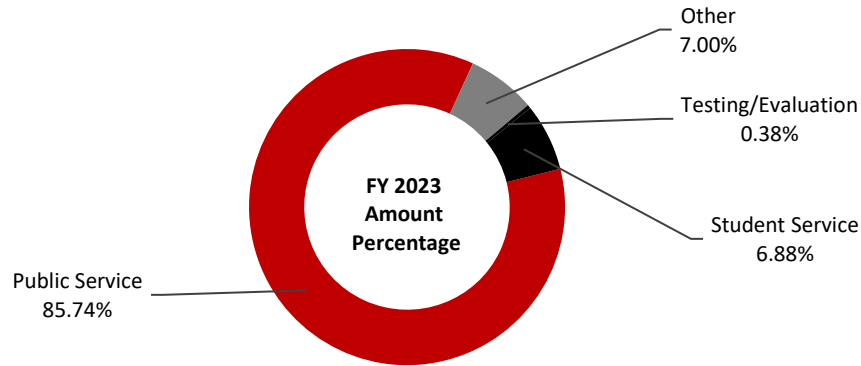
Instruction Awards by Department

	FY 2020	FY 2021	FY 2022	FY 2023
COLLEGE OF BUSINESS				
Dean's Office	1,904,200	2,468,108.54	2,103,286.98	1,718,008.98
Total College of Business	1,904,200	2,468,108.54	2,103,286.98	1,718,008.98
COLLEGE OF EDUCATION				
Dean's Office	41,064		3,414,728.00	2,309,952.80
Counseling, Adult and Higher Education		500.00	5,142.00	10,200.00
Curriculum and Instruction	636,299	534,575.00	283,310.07	338,010.01
Educational Technology, Research, and Assessment		21,475.00	54,000.00	
Kinesiology and Physical Education	41,381			117,969.07
Leadership, Educational Psychology and Foundations	367,228	467,449.98	539,840.06	10,502.93
Special and Early Education	650,001	656,170.00	658,000.00	400,000.00
Total College of Education	1,735,973	1,680,169.98	4,955,020.13	3,186,634.81
COLLEGE OF ENGINEERING AND ENGINEERING TECHNOLOGY				
Dean's Office	208,000			
Electrical Engineering			19,081.04	110,000.00
Industrial Engineering	123,450	22,500.00	106,950.00	134,145.00
Total College of Engineering and Technology	331,450	22,500.00	126,031.04	244,145.00
COLLEGE OF HEALTH AND HUMAN SCIENCES				
Dean's Office				275,131.00
Child Development and Family Center		15,065.28	4,916.56	6,702.14
Family, Consumer and Nutrition Sciences	355,430	1,032,619.00	455,117.00	352,949.00
Nursing				53,117.00
School of Health Studies				
School of Interdisciplinary Health Professions			1,256,175.00	
Total College of Health and Human Sciences	355,430	1,047,684.28	1,716,208.56	687,899.14
COLLEGE OF LIBERAL ARTS AND SCIENCES				
Center for Nonprofit and NGO Studies	12,075			
Environmental Studies	3,300			
Earth, Atmosphere and Environment	13,500	18,945.00		
History			49,746.00	
Psychology	191,053	250,000.00	670,641.17	1,211,629.00
Public Administration	9,500	156,114.50	101,070.00	
Total College of Liberal Arts and Sciences	229,428	425,059.50	821,457.17	1,211,629.00

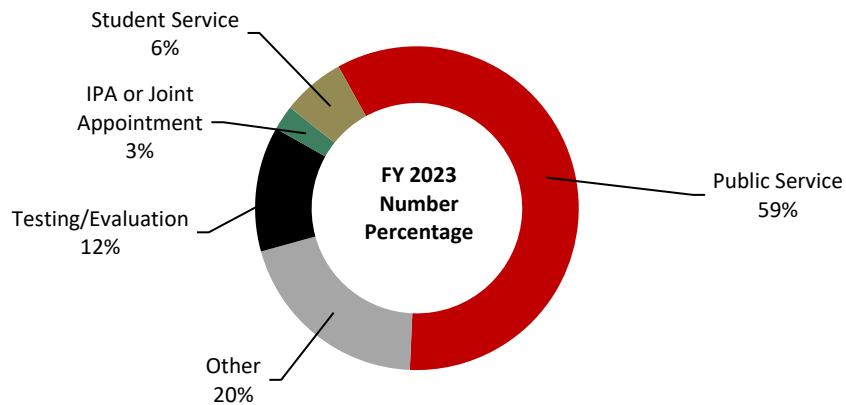
	FY 2020	FY 2021	FY 2022	FY 2023
OUTREACH, ENGAGEMENT AND REGIONAL DEVELOPMENT				
Center for Governmental Studies			32,590.00	30,695.10
Continuing Professional Education			270,000.00	13,900.00
Illinois Council on Economic Education	35,000			
P-20 Center				
Total Outreach, Engagement and Regional Development	35,000	-	302,590.00	44,595.10
COLLEGE OF VISUAL AND PERFORMING ARTS				
Music	18,500			
School of Art and Design				10,610.72
Total College of Visual and Performing Arts	18,500	-	-	10,610.72
OTHER ACADEMIC UNITS				
Executive VP and Provost		12,000.00		
Graduate School	181,459	159,476.00	164,531.00	119,341.00
University Libraries			348,900.00	
Total Other Academic Units	181,459	171,476.00	513,431.00	119,341.00
Total Instruction	4,791,440	5,814,998.30	10,538,024.88	7,222,863.75
Total Funding	43,988,160	79,704,025.91	48,630,681	61,145,909.35

Other Sponsored Activities

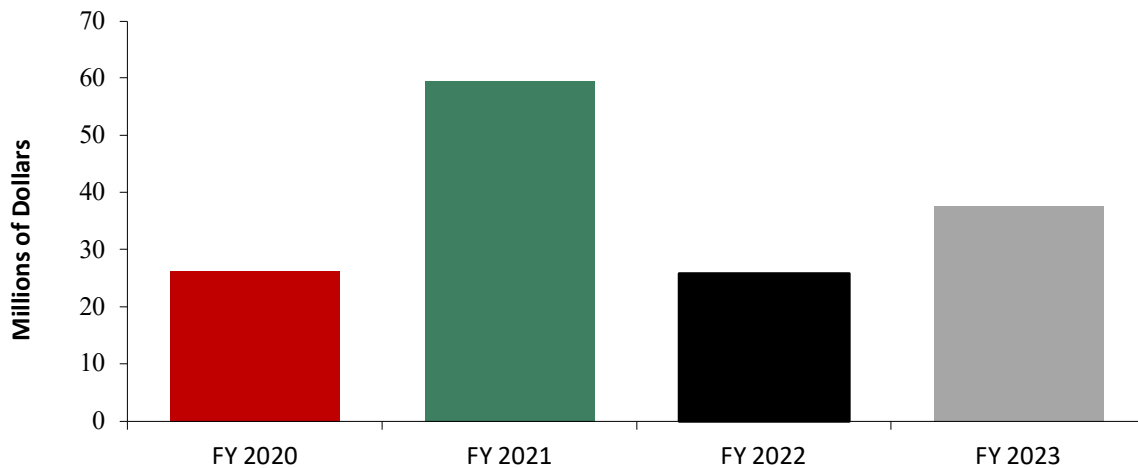
Other Sponsored Activities by Purpose



PURPOSE OF FUNDING	Amount of Awards	Number of Awards
Public Service	32,349,900.36	47
Other	2,640,002.38	16
Testing/Evaluation	142,311.86	10
IPA or Joint Appointment	-	2
Student Service	2,596,075.00	5
Total	37,728,289.60	80



Other Sponsored Activities Awards



College Comparison

COLLEGE/UNIT	FY 2020	FY 2021	FY 2022	FY 2023
Business				
Education	-	58,590	59,991	387,489.16
Engineering and Engineering Technology	-	-	40,000	34,090.15
Health and Human Sciences	799,326.00	946,327	1,390,419	3,884,248.17
Law	-	-	-	323,969.00
Liberal Arts and Sciences	9,005,565.33	10,288,309	10,981,567	13,284,251.13
Visual and Performing Arts	7,900.00	7,800	8,900	9,500.00
Outreach, Engagement, and Regional Development	7,983,748.28	7,042,914	10,564,476	16,168,746.92
Other Academic Units	996,116.00	761,381	282,789	2,216,927.00
Other University Units*	7,536,364.27	40,474,742	2,504,241	1,419,068.07
Total	26,329,019.88	59,580,063	25,832,383	37,728,289.60

FY 2022 Other Sponsored Activities Awards by Sponsor

Sponsor	Amount	Amount Percentage	Number of Awards	Number Percentage
Federal	13,593,047.27	36.03%	29	38.16%
State	22,878,558.16	60.64%	32	42.11%
Corporate	34,090.15	0.09%	2	2.63%
Public/Non-Profit	1,222,594.02	3.24%	13	17.11%
Foreign		0.00%		0.00%
Total	37,728,289.60	100.00%	76	100.00%

*The FY 2021 amount for Other University Units includes the institutional portion of funding authorized under the Coronavirus Response and Relief Supplemental Appropriations Act (CRRSAA) and the American Rescue Plan (ARP).

Other Sponsored Activities Awards by Department

	FY 2020	FY 2021	FY 2022	FY 2023
COLLEGE OF EDUCATION				
Counseling, Adult and Higher Education				55,635.85
Curriculum and Instruction				151,853.31
Kinesiology and Physical Education		58,590	59,991	180,000.00
Total College of Education	-	58,590	59,991	387,489.16
COLLEGE OF ENGINEERING AND ENGINEERING TECHNOLOGY				
Dean's Office				34,090.15
Mechanical Engineering			40,000	
Total College of Engineering and Engineering Technology	-	-	40,000	34,090.15
COLLEGE OF HEALTH AND HUMAN SCIENCES				
Dean's Office	314,932	283,556	56,089	
Allied Health and Communicative Disorders	2,500			
Child Development and Family Center		375,060	360,173	155,427.50
Family, Consumer, and Nutrition Sciences	416,894	161,558	947,179	3,405,825.00
Nursing		99,947		96,515.00
School of Health Studies	65,000	26,206	26,978	15,883.00
School of Interdisciplinary Health Professions				210,597.67
Total College of Health and Human Sciences	799,326	946,327	1,390,419	3,884,248.17
COLLEGE OF LAW				
College of Law				142,000.00
College of Law Faculty				181,969.00
Total College of Law	-	-	-	323,969.00
COLLEGE OF LIBERAL ARTS AND SCIENCES				
Dean's Office		50,000		
Anthropology			99,654	
Center for Southeast Asian Studies	1,450,536	1,421,000	1,420,984	1,347,647.58
Center for the Study of Family Violence and Sexual Assault	603,146	1,689,839	2,073,554	2,989,822.00
Environmental Studies				860,176.86
Foreign Languages and Literatures			199,780	
Physics		65,508	64,854	
Political Science	10,000			
Psychology	6,941,884	7,061,962	6,971,308	8,052,324.00
Public Administration			125,833	13,665.69
Sociology			5,000	
Statistics			20,600	20,615.00
Total College of Liberal Arts and Sciences	9,005,565	10,288,309	10,981,567	13,284,251.13

Other Sponsored Activities Awards by Department

	FY 2020	FY 2021	FY 2022	FY 2023
COLLEGE OF VISUAL AND PERFORMING ARTS				
Art Museum	7,900	7,800	8,900	9,500.00
Total College of Visual and Performing Arts	7,900	7,800	8,900	9,500.00
OUTREACH, ENGAGEMENT, AND REGIONAL DEVELOPMENT				
VP Office				
Center for Child Welfare and Education	1,403,722	1,218,487	1,065,487	1,170,422.00
Center for Governmental Studies	97,634	9,062		11,655.00
Continuing Professional Education	99,431	116,644	356,514	158,931.00
Education Systems Center	157,250	862,841	947,746	1,443,349.80
Northern Illinois Ctr for Nonprofit Excellence	1,695,577			
Northern Public Radio	598,956	525,630	57,433	555,386.00
OERD Division Administration				500,000.00
P-20 Center	431,178	174,580	6,042,810	350,932.72
Precollegiate-Upward Bound		845,670	1,384,487	1,110,379.00
Reports Cards	3,500,000	3,290,000	710,000	10,867,691.40
Total Outreach, Engagement, and Regional Development	7,983,748	7,042,914	10,564,476	16,168,746.92
OTHER ACADEMIC UNITS				
Career Services			50,000	50,000.00
Center for Burma Studies	250,000		59,419	
Diversity & Equity			25,000	
Executive Vice President and Provost		456,286		1,496,840.00
International Student and Scholar Services	59,254			
Marketing & Communications			107,570	112,900.00
Regional Technology Services		7,600	40,800	
University Libraries	686,862	297,495		557,187.00
Total Other Academic Units	996,116	761,381	282,789	2,216,927.00
OTHER UNIVERSITY UNITS				
Administration & Finance		23,979,829	2,414,274	
Controller	7,412,589	16,315,819		
Jobs Plus	31,598	44,563		
Presidents Office		132,033	89,967	1,300,462.07
Public Safety	2,100	2,498		
Student Affairs	90,077			118,606.00
Total Other University Units	7,536,364	40,474,742	2,504,241	1,419,068.07
Total Other Sponsored Activities	26,329,020	59,580,063	25,832,383	37,728,289.60
Total Funding	43,988,160	79,704,026	48,630,681	61,145,909.35

FY 2023 Awards Detail

COLLEGE OF BUSINESS

College of Business

Anthony W Preston; Burim Ramadani, Executive MBA Contract Courses, UGN, Inc., (Instructional Programs), \$14,659

Anthony W Preston; Burim Ramadani, Executive MBA Contract Courses, UniFirst Corporate Accounts, (Instructional Programs), \$14,659

Anthony W Preston; Burim Ramadani, Executive MBA Contract Courses, Advocate Aurora Health Inc., (Instructional Programs), \$14,659

Anthony W Preston; Burim Ramadani, Executive MBA Contract Courses, Midwest Groundcovers, (Instructional Programs), \$14,659

Anthony W Preston; Burim Ramadani, Executive MBA Contract Courses, Amazon.com, Inc., (Instructional Programs), \$14,659

Anthony W Preston; Burim Ramadani, Executive MBA Contract Courses, CliftonLarsonAllen, (Instructional Programs), \$14,659

Anthony W Preston; Burim Ramadani, Executive MBA Contract Courses, USG Chicago, (Instructional Programs), \$14,659

Anthony W Preston; Burim Ramadani, Executive MBA Contract Courses, Debt Pay Gateway, (Instructional Programs), \$14,659

Anthony W Preston; Burim Ramadani, Executive MBA Contract Courses, ARBA Technology, (Instructional Programs), \$14,659

Anthony W Preston; Burim Ramadani, Executive MBA Contract Courses, The Suter Company, (Instructional Programs), \$14,659

Anthony W Preston; Burim Ramadani, Executive MBA Contract Courses, CNA Financial Corporation, (Instructional Programs), \$14,659

Anthony W Preston; Burim Ramadani, Executive MBA Contract Courses, Lakeshore Recycling Systems, (Instructional Programs), \$25,545

Anthony W Preston; Burim Ramadani, Executive MBA Contract Courses, Abbott Laboratories, (Instructional Programs), \$15,545

Anthony W Preston; Burim Ramadani, Executive MBA Contract Courses, Schmid Tool & Engineering Corporation, (Instructional Programs), \$15,545

Anthony W Preston; Burim Ramadani, Executive MBA Contract Courses, Huntington National Bank, (Instructional Programs), \$15,545

Anthony W Preston; Burim Ramadani, Executive MBA Contract Courses, Insurance Auto Auctions, Inc., (Instructional Programs), \$15,545

Anthony W Preston; Burim Ramadani, Executive MBA Contract Courses, State Farm Insurance Companies, (Instructional Programs), \$15,545

Anthony W Preston; Burim Ramadani, Executive MBA Contract Courses, Rubicon, (Instructional Programs), \$15,545

Anthony W Preston; Burim Ramadani, Executive MBA Contract Courses, Rush University Medical Center, (Instructional Programs), \$15,545

Anthony W Preston; Burim Ramadani, Executive MBA Contract Courses, Flinn Scientific Inc., (Instructional Programs), \$15,545

Anthony W Preston; Burim Ramadani, Executive MBA Contract Courses, Tata Consultancy Services, (Instructional Programs), \$15,545

Anthony W Preston; Burim Ramadani, Chicago MBA Contract Courses, Peoplescout/True Blue, (Instructional Programs), \$10,800

Anthony W Preston; Burim Ramadani, Chicago MBA Contract Courses, Amazon.com, Inc., (Instructional Programs), \$21,600

Anthony W Preston; Burim Ramadani, Chicago MBA Contract Courses, Turner Construction, (Instructional Programs), \$10,800

Anthony W Preston; Burim Ramadani, Chicago MBA Contract Courses, Chicago Board Options Exchange, (Instructional Programs), \$10,800

Anthony W Preston; Burim Ramadani, Chicago MBA Contract Courses, McKesson Corporation, (Instructional Programs), \$10,800

Anthony W Preston; Burim Ramadani, Chicago MBA Contract Courses, Abbott Laboratories, (Instructional Programs), \$10,800

Anthony W Preston; Burim Ramadani, Chicago MBA Contract Courses, Centene Corporation, (Instructional Programs), \$10,800

Anthony W Preston; Burim Ramadani, Schaumburg MBA Contract Courses, Chase Bank, (Instructional Programs), \$14,400

Anthony W Preston; Burim Ramadani, Schaumburg MBA Contract Courses, Lakeview Precision Machining, Inc., (Instructional Programs), \$14,400

Anthony W Preston; Burim Ramadani, Schaumburg MBA Contract Courses, Apollo Program II, Inc., (Instructional Programs), \$14,400

FY 2023 Awards Detail

Anthony W Preston; Burim Ramadani, Schaumburg MBA Contract Courses, Zurn Elkay Water Solutions, (Instructional Programs), \$14,400

Anthony W Preston; Burim Ramadani, Schaumburg MBA Contract Courses, AT&T, (Instructional Programs), \$14,400

Anthony W Preston; Burim Ramadani, Schaumburg MBA Contract Courses, Navistar Inc., (Instructional Programs), \$14,400

Anthony W Preston; Burim Ramadani, Schaumburg MBA Contract Courses, AbbVie Inc., (Instructional Programs), \$14,400

Anthony W Preston; Burim Ramadani, Schaumburg MBA Contract Courses, Hi-Tech Polymers, Inc., (Instructional Programs), \$14,400

Anthony W Preston; Burim Ramadani, Schaumburg MBA Contract Courses, 84.51 Stratum, (Instructional Programs), \$14,400

Anthony W Preston; Burim Ramadani, Schaumburg MBA Contract Courses, Danfoss LLC, (Instructional Programs), \$14,400

Anthony W Preston; Burim Ramadani, Schaumburg MBA Contract Courses, Kenco Group, (Instructional Programs), \$14,400

Anthony W Preston; Burim Ramadani, Schaumburg MBA Contract Courses, Danfoss LLC, (Instructional Programs), \$14,400

Anthony W Preston; Burim Ramadani, Schaumburg MBA Contract Courses, University of Illinois Extension, (Instructional Programs), \$14,400

Anthony W Preston; Burim Ramadani, Schaumburg MBA Contract Courses, Krex, Inc., (Instructional Programs), \$14,400

Anthony W Preston; Burim Ramadani, Schaumburg MBA Contract Courses, Conexiom, (Instructional Programs), \$14,400

Anthony W Preston; Burim Ramadani, Schaumburg MBA Contract Courses, STM, (Instructional Programs), \$14,400

Anthony W Preston; Burim Ramadani, Chicago MBA Contract Courses, Hines VA Hospital, (Instructional Programs), \$10,800

Anthony W Preston; Burim Ramadani, Chicago MBA Contract Courses, Baxter Healthcare Corporation, (Instructional Programs), \$10,800

Anthony W Preston; Burim Ramadani, Executive MBA, UGN, Inc., (Instructional Programs), \$14,659

Anthony W Preston; Burim Ramadani, Executive MBA, UniFirst Corporate Accounts, (Instructional Programs), \$14,659

Anthony W Preston; Burim Ramadani, Executive MBA, Advocate Aurora Health Inc., (Instructional Programs), \$14,659

Anthony W Preston; Burim Ramadani, Executive MBA, Midwest Groundcovers, (Instructional Programs), \$14,659

Anthony W Preston; Burim Ramadani, Executive MBA, Amazon.com, Inc., (Instructional Programs), \$14,659

Anthony W Preston; Burim Ramadani, Executive MBA, CliftonLarsonAllen, (Instructional Programs), \$14,659

Anthony W Preston; Burim Ramadani, Executive MBA, USG Chicago, (Instructional Programs), \$14,659

Anthony W Preston; Burim Ramadani, Executive MBA, Debt Pay Gateway, (Instructional Programs), \$14,659

Anthony W Preston; Burim Ramadani, Executive MBA, ARBA Technology, (Instructional Programs), \$14,659

Anthony W Preston; Burim Ramadani, Executive MBA, The Suter Company, (Instructional Programs), \$14,659

Anthony W Preston; Burim Ramadani, Executive MBA, CNA Financial Corporation, (Instructional Programs), \$12,000

Anthony W Preston; Burim Ramadani, Executive MBA, Lakeshore Recycling Systems, (Instructional Programs), \$14,659

Anthony W Preston; Burim Ramadani, Executive MBA, Abbott Laboratories, (Instructional Programs), \$15,545

Anthony W Preston; Burim Ramadani, Executive MBA, Schmid Tool & Engineering Corporation, (Instructional Programs), \$15,545

Anthony W Preston; Burim Ramadani, Executive MBA, Huntington National Bank, (Instructional Programs), \$15,545

Anthony W Preston; Burim Ramadani, Executive MBA, Insurance Auto Auctions, Inc., (Instructional Programs), \$15,545

Anthony W Preston; Burim Ramadani, Executive MBA, Lakeshore Recycling Systems, (Instructional Programs), \$15,545

Anthony W Preston; Burim Ramadani, Executive MBA, State Farm Insurance Companies, (Instructional Programs), \$15,545

Anthony W Preston; Burim Ramadani, Executive MBA, Rubicon, (Instructional Programs), \$15,545

Anthony W Preston; Burim Ramadani, Executive MBA, Rush University Medical Center, (Instructional Programs), \$15,545

Anthony W Preston; Burim Ramadani, Executive MBA, Flinn Scientific Inc., (Instructional Programs), \$15,545

FY 2023 Awards Detail

Anthony W Preston; Burim Ramadani, Executive MBA, Tata Consultancy Services, (Instructional Programs), \$15,545

Anthony W Preston; Burim Ramadani, Chicago MBA, Peoplescout/True Blue, (Instructional Programs), \$10,800

Anthony W Preston; Burim Ramadani, Chicago MBA, Amazon.com, Inc., (Instructional Programs), \$10,800

Anthony W Preston; Burim Ramadani, Chicago MBA, Turner Construction, (Instructional Programs), \$10,800

Anthony W Preston; Burim Ramadani, Chicago MBA, Chicago Board Options Exchange, (Instructional Programs), \$10,800

Anthony W Preston; Burim Ramadani, Chicago MBA, McKesson Corporation, (Instructional Programs), \$10,800

Anthony W Preston; Burim Ramadani, Chicago MBA, Abbott Laboratories, (Instructional Programs), \$10,800

Anthony W Preston; Burim Ramadani, Chicago MBA, Hines VA Hospital, (Instructional Programs), \$10,800

Anthony W Preston; Burim Ramadani, Chicago MBA, Baxter Healthcare Corporation, (Instructional Programs), \$10,800

Anthony W Preston; Burim Ramadani, Chicago MBA, Centene Corporation, (Instructional Programs), \$10,800

Anthony W Preston; Burim Ramadani, Chicago MBA, Amazon.com, Inc., (Instructional Programs), \$10,800

Anthony W Preston; Burim Ramadani, Schaumburg MBA, Danfoss LLC, (Instructional Programs), \$14,400

Anthony W Preston; Burim Ramadani, Schaumburg MBA, Hi-Tech Polymers, Inc., (Instructional Programs), \$14,400

Anthony W Preston; Burim Ramadani, Schaumburg MBA, Kenco Group, (Instructional Programs), \$14,400

Anthony W Preston; Burim Ramadani, Schaumburg MBA, Lakeview Precision Machining, Inc., (Instructional Programs), \$14,400

Anthony W Preston; Burim Ramadani, Schaumburg MBA, STM, (Instructional Programs), \$14,400

Anthony W Preston; Burim Ramadani, Schaumburg MBA, Chase Bank, (Instructional Programs), \$14,400

Anthony W Preston; Burim Ramadani, Schaumburg MBA, Motorola Solutions, (Instructional Programs), \$14,400

Anthony W Preston; Burim Ramadani, Schaumburg MBA, Zurn Elkay Water Solutions, (Instructional Programs), \$14,400

Anthony W Preston; Burim Ramadani, Schaumburg MBA, Apollo Program II, Inc., (Instructional Programs), \$14,400

Anthony W Preston; Burim Ramadani, Schaumburg MBA, Wolters Kluwer, (Instructional Programs), \$14,400

Anthony W Preston; Burim Ramadani, Schaumburg MBA, University of Illinois Extension, (Instructional Programs), \$14,400

Anthony W Preston; Burim Ramadani, Schaumburg MBA, 84.51 Stratum, (Instructional Programs), \$14,400

Anthony W Preston; Burim Ramadani, Schaumburg MBA, National Express, LLC, (Instructional Programs), \$14,400

Anthony W Preston; Burim Ramadani, Schaumburg MBA, Danfoss LLC, (Instructional Programs), \$14,400

Anthony W Preston; Burim Ramadani, Schaumburg MBA, AT&T, (Instructional Programs), \$14,400

Anthony W Preston; Burim Ramadani, Schaumburg MBA, AbbVie Inc., (Instructional Programs), \$14,400

Anthony W Preston; Burim Ramadani, Schaumburg MBA, Krex, Inc., (Instructional Programs), \$14,400

Anthony W Preston; Burim Ramadani, Schaumburg MBA, Conexiom, (Instructional Programs), \$14,400

Anthony W Preston; Burim Ramadani, Schaumburg MBA, Discover Financial Services, (Instructional Programs), \$14,400

Anthony W Preston; Burim Ramadani, Schaumburg MBA, School Health Corporation, (Instructional Programs), \$7,200

Anthony W Preston; Burim Ramadani, Workshops, OSM Worldwide, (Instructional Programs), \$30,000

Anthony W Preston; Burim Ramadani, Chicago MBA, Peoplescout/True Blue, (Instructional Programs), \$13,800

Anthony W Preston; Burim Ramadani, Chicago MBA, Amazon.com, Inc., (Instructional Programs), \$13,800

Anthony W Preston; Burim Ramadani, Chicago MBA, Turner Construction, (Instructional Programs), \$13,800

Anthony W Preston; Burim Ramadani, Chicago MBA, Chicago Board Options Exchange, (Instructional Programs), \$13,800

Anthony W Preston; Burim Ramadani, Chicago MBA, McKesson Corporation, (Instructional Programs), \$13,800

Anthony W Preston; Burim Ramadani, Chicago MBA, Abbott Laboratories, (Instructional Programs), \$13,800

FY 2023 Awards Detail

Anthony W Preston; Burim Ramadani, Chicago MBA, Hines VA Hospital, (Instructional Programs), \$13,800
 Anthony W Preston; Burim Ramadani, Chicago MBA, Baxter Healthcare Corporation, (Instructional Programs), \$13,800
 Anthony W Preston; Burim Ramadani, Chicago MBA, Centene Corporation, (Instructional Programs), \$13,800
 Anthony W Preston; Burim Ramadani, Chicago MBA, Amazon.com, Inc., (Instructional Programs), \$13,800
 Anthony W Preston; Burim Ramadani, Schaumburg MBA, Danfoss LLC, (Instructional Programs), \$10,200
 Anthony W Preston; Burim Ramadani, Schaumburg MBA, Hi-Tech Polymers, Inc., (Instructional Programs), \$10,200
 Anthony W Preston; Burim Ramadani, Schaumburg MBA, Kenco Group, (Instructional Programs), \$7,200
 Anthony W Preston; Burim Ramadani, Schaumburg MBA, Lakeview Precision Machining, Inc., (Instructional Programs), \$10,200
 Anthony W Preston; Burim Ramadani, Schaumburg MBA, STM, (Instructional Programs), \$10,200
 Anthony W Preston; Burim Ramadani, Schaumburg MBA, Chase Bank, (Instructional Programs), \$10,200
 Anthony W Preston; Burim Ramadani, Schaumburg MBA, Motorola Solutions, (Instructional Programs), \$10,200
 Anthony W Preston; Burim Ramadani, Schaumburg MBA, Zurn Elkay Water Solutions, (Instructional Programs), \$10,200
 Anthony W Preston; Burim Ramadani, Schaumburg MBA, Apollo Program II, Inc., (Instructional Programs), \$10,200
 Anthony W Preston; Burim Ramadani, Schaumburg MBA, Wolters Kluwer, (Instructional Programs), \$10,200
 Anthony W Preston; Burim Ramadani, Schaumburg MBA, University of Illinois Extension, (Instructional Programs), \$10,200
 Anthony W Preston; Burim Ramadani, Schaumburg MBA, 84.51 Stratum, (Instructional Programs), \$7,200
 Anthony W Preston; Burim Ramadani, Schaumburg MBA, Danfoss LLC, (Instructional Programs), \$10,200
 Anthony W Preston; Burim Ramadani, Schaumburg MBA, AT&T, (Instructional Programs), \$10,200
 Anthony W Preston; Burim Ramadani, Schaumburg MBA, AbbVie Inc., (Instructional Programs), \$10,200
 Anthony W Preston; Burim Ramadani, Schaumburg MBA, Krex, Inc., (Instructional Programs), \$10,200
 Anthony W Preston; Burim Ramadani, Schaumburg MBA, Conexiom, (Instructional Programs), \$10,200
Subtotal \$1,718,008.98

Management

Tim Michaelis, Kauffman Foundation Grant-Research Conference 2022-23, Kauffman (Ewing Marion) Foundation, (Organized Research/Conference), \$19,500

Subtotal \$19,500.00

Total College of Business \$1,737,508.98

COLLEGE OF EDUCATION

College of Education (ED)

Jason P Klein, Contract courses, School District # 145, Freeport Public Schools, (Instructional Programs), \$3,700
 Jason P Klein, Contract Courses, Chicago Public Schools, (Instructional Programs), \$550
 Jason P Klein, Contract Courses, School District # 187, North Chicago, (Instructional Programs), \$18,000
 Jason P Klein, Contract Courses, Illinois Association of School Business Officials, (Instructional Programs), \$138,467
 Jason P Klein, Contract Courses, School District # 96, Kildeer Countryside Community Consolidated, (Instructional Programs), \$48,000
 Jason P Klein, Contract Courses, School District # 46, Elgin, (Instructional Programs), \$128,000
 Jason P Klein, Contract Courses, School District # 205, Rockford, (Instructional Programs), \$128,000
 Jason P Klein, Contract Courses, Little City Foundation, (Instructional Programs), \$50,000
 Jason P Klein, Contract Courses, School District # 46, Elgin, (Instructional Programs), \$48,000
 Jason P Klein, Contract Courses, School District # 187, North Chicago, (Instructional Programs), \$18,000
 Laurie A Elish-Piper; Rachel Gordon, Early Childhood Access Consortium for Equity Grant (ECACE), Illinois Board of Higher Education, (Instructional Programs), \$1,706,689
 Sally R Blake, Contract courses, Golden Apple Foundation, (Instructional Programs), \$22,547

Subtotal \$2,309,952.80

Counseling and Higher Education

Anthony W Preston; Burim Ramadani, Schaumburg MBA, National Express, LLC, (Instructional Programs), \$10,200
 Peitao Zhu, Evaluation of Weekends of Recovery (WOR) Program, MenHealing, (Other Sponsored Activities/Testing/Evaluation), \$55,636

FY 2023 Awards Detail

Xiaodan Hu, Cost-Effective for Low-Income Students? Dual Enrollment Credits and Financial Aid Packages in Higher Education, National Alliance of Concurrent Enrollment Partnerships, (Organized Research/Applied Research), \$1,000
 Xiaodan Hu, Equitable Higher Education Funding in Illinois, University of Florida, (Organized Research/Applied Research), \$10,790

Subtotal \$77,625.59

Curriculum and Instruction (C&I)

James A Cohen; Stephen J Tonks, Uruguay Teacher Program, Commission for Educational Exchange between Uruguay and the United States of America (Fulbright Uruguay), (Other Sponsored Activities/Other), \$131,853
 Joseph E Flynn; James A Cohen, Social Justice Summer Camp, School District # 428, DeKalb Community Unit, (Instructional Programs), \$40,334
 Joseph E Flynn; James A Cohen, Social Justice Summer Camp, School District # 205, Elmhurst Community Unit, (Instructional Programs), \$1,061
 Joseph E Flynn; James A Cohen, Social Justice Summer Camp, School District # 302, Kaneland, (Instructional Programs), \$5,307
 Joseph E Flynn; James A Cohen, Social Justice Summer Camp, School District # 203, Naperville, (Instructional Programs), \$1,061
 Joseph E Flynn; James A Cohen, Social Justice Summer Camp, School District # 91, Lockport, (Instructional Programs), \$1,061
 Joseph E Flynn; James A Cohen, Social Justice Summer Camp, School District # 44, Lombard, (Instructional Programs), \$1,061
 Joseph E Flynn; James A Cohen, Social Justice Summer Camp, School District # 234, Ridgewood High School, (Instructional Programs), \$1,061
 Joseph E Flynn; James A Cohen, Social Justice Summer Camp, Rochelle Township High School, (Instructional Programs), \$1,061
 Sally R Blake, Golden Apple Accelerators Contract courses, Golden Apple Foundation, (Instructional Programs), \$286,000
 Sally R Blake; Eric R Junco, Grow Your Own Rockford, Grow Your Own Teachers, (Other Sponsored Activities/Other), \$20,000

Subtotal \$489,863.32

Educational Technology, Research and Assessment (ETRA)

Pi-Sui Hsu; Eric M Lee, Scientific Argumentation in Transportable Invention Space (SAITIS) 5.0 in Rockford School District, School District # 205, Rockford, (Organized Research/Basic Research), \$47,114
 Pi-Sui Hsu; Eric M Lee, STEM After-school Program: Big Data, Small World, School District # 205, Rockford, (Organized Research/Basic Research), \$40,000

Subtotal \$87,113.53

Kinesiology and Physical Education

Jennifer M Jacobs; Zachary Wahl-Alexander, Fitness Leadership Experience (FLEX), Illinois Department of Juvenile Justice, (Other Sponsored Activities/Public Service), \$180,000
 Jennifer M Jacobs; Steven M Howell, ENVEST Tanzania, Virginia Commonwealth University, (Instructional Programs), \$110,380
 Steven M Howell, Graduate Student Fall Supervision Resident Exercise Program, Oak Crest Retirement Center, (Instructional Programs), \$7,589

Subtotal \$297,969.07

Leadership, Educational Psychology and Foundations

Carolyn J Pluim, Contract courses, Illinois Association of School Business Officials, (Instructional Programs), \$7,351
 Carolyn J Pluim, Contract Courses, Illinois Association of School Business Officials, (Instructional Programs), \$3,152
 Stephen J Tonks, see James A Cohen (C&I)

Subtotal \$10,502.93

Special and Early Education

Stacy M Kelly, Project Fusion: Bringing Together Scholars in Teacher of the Visually Impaired and Orientation and Mobility Programs to Serve Children with Visual Impairments in the 21st Century Classroom, Office of Special Education and Rehabilitative Services/Department of Education, (Instructional Programs), \$250,000
 Stacy M Kelly, Preparation of Vision Rehabilitation Therapists and Orientation & Mobility Specialists to Prepare Individuals with Visual Disabilities for the 21st Century Workplace, Office of Special Education and Rehabilitative Services/Department of Education, (Instructional Programs), \$150,000
 Jesse W Johnson, see Michelle Demaray (PSYC)

Subtotal \$400,000.00

Total College of Education \$3,673,027.24

FY 2023 Awards Detail

COLLEGE OF ENGINEERING AND ENGINEERING TECHNOLOGY

College of Engineering and Engineering Technology (CEET)

Donald R Peterson; Kyu Taek Cho; YJ Lin, NIU/ISGC NASA Internships, Fellowships, and Scholarships, STEM Engagement, Institutional Engagement, Educator Professional Development Project, University of Illinois at Urbana-Champaign, (Organized Research/Applied Research), \$13,000

Donald R Peterson; Simon Kudernatsch, Additional Material and Prototype Testing (Phase 3), Milwaukee Tool, (Organized Research/Basic Research), \$6,672

Donald R Peterson, Master Research Services Agreement, Milwaukee Tool, (Other Sponsored Activities/Testing/Evaluation), \$0

Donald R Peterson, Master Research Services Agreement, Milwaukee Tool, (Other Sponsored Activities/Testing/Evaluation), \$6,900

Donald R Peterson, Master Research Services Agreement, Milwaukee Tool, (Other Sponsored Activities/Testing/Evaluation), \$11,816

Donald R Peterson, Master Research Services Agreement, Milwaukee Tool, (Other Sponsored Activities/Testing/Evaluation), \$1,663

Donald R Peterson, Master Research Services Agreement, Milwaukee Tool, (Other Sponsored Activities/Testing/Evaluation), \$13,712

Donald R Peterson, Master Research Services Agreement, Milwaukee Tool, (Other Sponsored Activities/Testing/Evaluation), \$0

Donald R Peterson; Mansour Tahernezehadi, Portable Tunable Laser Spectrometer Array for Monitoring Trace Gases in the International Space Station (Senior Design), Jet Propulsion Laboratory/NASA, (Organized Research/Applied Research), \$10,000

Stanislav S Baturin, see *Philippe Piot (PHYS)*

Subtotal \$63,762.57

Electrical Engineering

Mansour Tahernezehadi, Contract Courses: MS Electrical Engineering, Navistar Inc., (Instructional Programs), \$44,000

Mansour Tahernezehadi, Contract Courses: MS Electrical Engineering, Navistar Inc., (Instructional Programs), \$44,000

Mansour Tahernezehadi, Contract Courses: MS Electrical Engineering, Navistar Inc., (Instructional Programs), \$22,000

Mohammad Moghimi, Evaluation of micro-epidermal actuators on flexible substrate for noninvasive, pediatric-friendly conductive hearing aid, National Institutes of Health/NIH/DHHS, (Organized Research/Applied Research), \$144,371

Mohammad Moghimi; Mansour Tahernezehadi; Venumadhav R Korampally, Advanced Electronics Initiative, DeKalb, Office of Postsecondary Education/Department of Education, (Organized Research/Equipment), \$1,500,000

Subtotal \$1,754,371.00

Engineering Technology (ET)

Kevin B Martin, Higher Education ISO 50001 Course Development Scope of Work for Educators, Lawrence Berkeley National Laboratory, (Organized Research/Basic Research), \$14,283 *also involves the Institute for the Study of Environment, Sustainability and Energy*

Kevin B Martin, Higher Education ISO 50001 Course Development Scope of Work for Educators, Lawrence Berkeley National Laboratory, (Organized Research/Basic Research), \$2,399 *also involves the Institute for the Study of Environment, Sustainability and Energy*

Kevin B Martin; Pratoool Bharti, AI and Vision enabled Plant Health Monitoring System in Vertical Farms, Illinois Innovation Network, (Organized Research/Applied Research), \$16,560 *also involves the Institute for the Study of Environment, Sustainability and Energy*

Mahdi Vaezi; Robert Tatara; Sahar Vahabzadeh, Producing Polymer Composites from Hemp Residues, RYMAC Industries LLC, (Organized Research/Applied Research), \$151,283

Mahdi Vaezi, Pipeline Hydro-Transport of Biomass Feedstock for Biofuel Production Purposes, National Institute of Food and Agriculture/Department of Agriculture, (Organized Research/Applied Research), \$648,581

Subtotal \$833,106.08

Industrial and Systems Engineering (ISYE)

Christine V Nguyen, Machine Learning-based quality improvement for thermal energy cutting processes, MxD, (Organized Research/Applied Research), \$74,942

Christine V Nguyen, Improving fleet management operations, Chalmers St. Consulting, (Organized Research/Applied Research), \$23,372

FY 2023 Awards Detail

Jaejin Hwang, Pilot Testing of Exoskeleton Applications in Patient Handling Tasks Measurement Selection, National Institute for Occupational Safety & Health/CDC/DHHS, (Organized Research/Applied Research), \$24,000

Niechen Chen, Data-Driven Process Modeling of Advanced Manufacturing System, Illinois Innovation Network, (Organized Research/Applied Research), \$15,000

Niechen Chen, ERI: A dynamic environment AI-based CAM framework for High-Degree-of-Freedom hybrid manufacturing processes, National Science Foundation/NSF, (Organized Research/Applied Research), \$198,573

Niechen Chen; Purushothaman Damodaran, Improving facilities design and operations, Triangle Package Machinery Company, (Organized Research/Applied Research), \$91,123

Purushothaman Damodaran, Improving warehouse operations, AGCO Corp., (Organized Research/Applied Research), \$93,487

Purushothaman Damodaran, Lean Six Sigma Workshops, Suncast Corporation, (Instructional Programs), \$15,000

Purushothaman Damodaran, Lean Six Sigma Workshops, Various and Corporate Sponsors, (Instructional Programs), \$15,800

Purushothaman Damodaran; Christine V Nguyen, Shipping Digital Transformation Project, Motorola Solutions, (Organized Research/Applied Research), \$39,999

Purushothaman Damodaran; Niechen Chen, Improving manufacturing operations and developing automation solutions, Werner Co., (Organized Research/Applied Research), \$120,602

Purushothaman Damodaran; Niechen Chen, Improving manufacturing operations and developing automation solutions, Werner Co., (Organized Research/Applied Research), \$38,468

Purushothaman Damodaran, Lean Six Sigma Workshops, Woodward, Inc., (Instructional Programs), \$30,600

Purushothaman Damodaran, Lean Six Sigma Workshops, Various and Corporate Sponsors, (Instructional Programs), \$19,345

Purushothaman Damodaran; Christine V Nguyen, Dock Management, DHL, (Organized Research/Applied Research), \$99,477

Purushothaman Damodaran, Lean Six Sigma Training, Woodward, Inc., (Instructional Programs), \$23,400

Purushothaman Damodaran, Senior design project, Werner Co., (Instructional Programs), \$7,500

Purushothaman Damodaran, Senior design project, Motorola Solutions, (Instructional Programs), \$7,500

Purushothaman Damodaran, Senior design project, SPX Flow, (Instructional Programs), \$7,500

Purushothaman Damodaran, Senior design project, Suncast Corporation, (Instructional Programs), \$7,500

Ziteng Wang; Milijana Buac; Allison L Gladfelter, iGAIT: A data-driven application to predict autism spectrum disorder (ASD) index for children living in underserved, underrepresented, and low-income communities, Southern Illinois University at Edwardsville, (Organized Research/Applied Research), \$16,684

Ziteng Wang, Development of Equipment Rental Schedule for Illinois, University of Houston, (Organized Research/Applied Research), \$18,026

Ziteng Wang, Shielding the Future: Next-generation Network Design for Strategic Deployment of Testing Capabilities and Logistics Resources of SHIELD Illinois, University of Illinois System, (Organized Research/Applied Research), \$29,659

Subtotal \$1,017,554.40

Mechanical Engineering (ME)

Eric M Lee, Toward a More Resilient Domestic Food Infrastructure: Protecting Workers from Communicable Diseases During Meat and Poultry Processing., Taza Aya, (Organized Research/Applied Research), \$88,058

Jenn-Terng Gau, Fuel Cell R&D for Heavy-Duty Applications Low-Cost, Durable Bipolar Plates, General Motors Company, (Organized Research/Applied Research), \$199,097

Jifu Tan, Sustainable software for sustainable manufacturing: developing and training of open-source high performance computing simulation tools for additive manufacturing, University of Illinois System, (Organized Research/Applied Research), \$15,000

Jifu Tan, Integration of multiscale modeling and machine learning for clot mechanics, National Science Foundation/NSF, (Organized Research/Applied Research), \$199,728

Jifu Tan, Modeling the nanobody self-assembly onto liposome, Binghamton University, State University of New York, (Organized Research/Applied Research), \$20,000

Nicholas A Pohlman, PIP-II Warm Unit Structure Pre-Production Testing, Fermi National Accelerator Laboratory, (Organized Research/Applied Research), \$70,000 *also involves the Northern IL Accelerator and Detector Development*

FY 2023 Awards Detail

Sahar Vahabzadeh, ANL-Graduate Visiting Student (Francis Kim), Argonne National Laboratory, (Organized Research/Basic Research), \$45,183
 Ting Xia; Simon Kudernatsch, Pilot testing of knee savers in deep squatting tasks, National Institute for Occupational Safety & Health/CDC/DHHS, (Organized Research/Applied Research), \$24,000
 Ting Xia, Great Plains Center for Agricultural Health, University of Iowa, (Organized Research/Applied Research), \$29,991

Kyu Taek Cho, see Donald R Peterson (CEET)

Sahar Vahabzadeh, see Mahdi Vaezi; (ET)

Nicholas A Pohlman, see Vishnu V Zutshi (PHYS)

Iman Salehinia, see Vishnu V Zutshi (PHYS)

Eric M Lee, see Pi-Sui Hsu (ETRA) X2

Subtotal \$691,056.94

Total College of Engineering and Engineering Technology \$4,359,850.99

COLLEGE OF HEALTH AND HUMAN SCIENCES (CHHS)

Allied Health and Communicative Disorders

Janet L Olson; Marisol Perez, Culturally Relevant and Family Centered Care: Latino Caregivers, Illinois Association for Infant Mental Health, (Organized Research/Applied Research), \$5,000

Rachel Gordon, see Laurie A Elish-Piper, (ED)

Milijana Buac, see Ziteng Wang (ISYE)

Allison L Gladfelter, see Ziteng Wang (ISYE)

Subtotal \$5,000.00

Child Development & Family Center

Amy S Lofthouse, Child Care Restoration Grant, Illinois Network of Child Care Resource & Referral Agencies, (Other Sponsored Activities/Public Service), \$98,134

Kristin E Schulz, Quality Improvement Funds, Community Coordinated Child Care, (Instructional Programs), \$6,702

Kristin E Schulz, Strengthen and Grow Child Care Grant, Illinois Network of Child Care Resource & Referral Agencies, (Other Sponsored Activities/Public Service), \$57,294

Kristin E Schulz, see Thomas W Pavkov (FCS)

Subtotal \$162,129.64

College of Health and Human Sciences (CHHS)

Beverly W Henry; Kelly A Fiala, North East Illinois AHEC, University of Illinois at Chicago, (Instructional Programs), \$150,131

Michael R Kushnick; Beverly W Henry; Jeanne M Isabel, IDPH Pipeline Program - 2023, Illinois Department of Public Health, (Instructional Programs), \$111,584

Michael R Kushnick; Beverly W Henry; Jeanne M Isabel, IDPH Pipeline Program - 2023, Illinois Department of Public Health, (Instructional Programs), \$13,416

Subtotal \$275,131.00

Family & Consumer Sciences (FCS)

DeAnna Harris-McKoy, I'm Here: Youth Mental Health Awareness Training Program for Adults, Substance Abuse & Mental Health Services Administration/DHHS, (Other Sponsored Activities/Public Service), \$238,961

Thomas W Pavkov; Kristin E Schulz, NIU CCAMPIS Grant FY2022, Office of Postsecondary Education/Department of Education, (Other Sponsored Activities/Student Service), \$756,853

Thomas W Pavkov, NIU Preschool for All Expansion, Illinois State Board of Education, (Instructional Programs), \$352,949

Thomas W Pavkov, Northern Region Simulation and Learning Center, Illinois Department of Children and Family Services, (Other Sponsored Activities/Public Service), \$2,410,011

Subtotal \$3,758,774.00

Nursing

Anitha Saravanan, Pilot Study of the Gut Microbiome, Sleep and Pain in Patients with Chronic Low Back Pain, Loyola University Chicago, (Organized Research/Applied Research), \$0

Anitha Saravanan, NIU-Southeast Asian Community Engagement and Outreach (NIU-SEA) Project, University of Iowa, (Other Sponsored Activities/Public Service), \$30,000

Anitha Saravanan, Pain Hygiene: Pain Management Nurses Views-A Delphi Study, American Society for Pain Management Nursing, (Organized Research/Applied Research), \$5,000

FY 2023 Awards Detail

Jie Chen; Anne-Marie Kuchinski, Nursing School Grant Program FY23, Illinois Board of Higher Education, (Other Sponsored Activities/Other), \$66,515
Stephanie D Uhr, IBHE Nurse Educator Fellowship- - FY23, Illinois Board of Higher Education, (Organized Research/Applied Research), \$10,000
Subtotal \$111,515.00

School of Health Studies

Arlene M Keddie, A Comprehensive Public Health Approach to Asthma Control Through Evidence-Based Interventions, University of Illinois at Urbana-Champaign, (Other Sponsored Activities/Testing/Evaluation), \$15,883
Arlene M Keddie, A Comprehensive Public Health Approach to Asthma Control Through Evidence-Based Interventions: Asthma Program Evaluation, University of Illinois at Urbana-Champaign, (Organized Research/Applied Research), \$19,160
Henna Muzaffar, Reaching Out to Advance Diversity in Science (ROADS): Constructing rural and underserved pathways to careers in Food, Agriculture, Consumerism Technology and Sciences (FACTS), National Institute of Food and Agriculture/Department of Agriculture, (Instructional Programs), \$53,117
Henna Muzaffar, Research and Outreach at the Northern Illinois Food Bank, Northern Illinois Food Bank, (Organized Research/Basic Research), \$27,728
Jinsook Kim; Jennifer A Gray, Developing a human resources tool for intellectual and developmental disability service agencies, University of Illinois System, (Organized Research/Applied Research), \$25,428
Jeanne M Isabel, see Michael R Kushnick (CHHS) X2
Subtotal \$141,316.00

School of Interdisciplinary Health Professions

Bryan K Dallas, Huskie BE LONG – Building Effective Learning Opportunities and Network Guidance for Persons with Disabilities (PWDs), Illinois Community College Board, (Other Sponsored Activities/Public Service), \$210,598
Kathryn D Mazurek, County Wide BRFS, Illinois Department of Public Health, (Organized Research/Applied Research), \$387,486
Subtotal \$598,083.67
Total College of Health and Human Sciences \$5,051,949.31

COLLEGE OF LAW

College of Law

Melody B Mitchell; Cassandra L Hill, Diversity Scholars Program, AccessLex Institute, (Other Sponsored Activities/Other), \$142,000
Subtotal \$142,000.00

College of Law Faculty

Sarah J Fox, Revisions of the Illinois Municipal Handbook, Illinois Municipal League, (Other Sponsored Activities/Other), \$181,969
Subtotal \$181,969.00
Total College of Law \$323,969.00

COLLEGE OF LIBERAL ARTS AND SCIENCES

Anthropology

Casey M Farmer; Mitch Irwin, Rapid assessment of the energetic condition of wild diademed sifaka: Validating non-invasive assays of fecal thyroid hormone for future conservation applications, Primate Conservation, Inc., (Organized Research/Applied Research), \$3,250
Leila M Porter, Non-Financial Framework Agreement for Inter-Institutional Cooperation Between the National Museum of Natural History (Bolivia) and Northern Illinois University, National Museum of Natural History (Bolivia), (Organized Research/Basic Research), \$0
Leila M Porter, Non-Financial Framework Agreement for Inter-Institutional Cooperation Between the National Museum of Natural History, National Museum of Natural History (Bolivia), (Organized Research/Basic Research), \$0
Mark A Schuller, CAREER: Exit Strategies: Assessing Long-Term Social, Cultural, and Political Impacts of the Depart of INGOs in Rural Haiti, National Science Foundation/NSF, (Organized Research/Applied Research), \$5,021 *also involves the Center for Nonprofit and NGO Studies*
Subtotal \$8,271.10

Biological Sciences

Ana Calvo, Identification of Regulatory Genes in A. Flavus that are Involved in Mycotoxin Production, Morphogenesis, and Virulence, Department of Agriculture, (Organized Research/Applied Research), \$25,000

FY 2023 Awards Detail

Bethia H King; Ellie Taylor, 2022 North Central Graduate Student Grant: The Impact of Buckwheat Plantings on Releases of Parasitoid Wasps on a Dairy Farm, University of Minnesota, (Organized Research/Applied Research), \$14,229

Garry Sunter; Callie A Golba, Blanding's Turtle Reintroduction, Lake County Forest Preserve District, (Organized Research/Applied Research), \$34,741 *also involves the Institute for the Study of Environment, Sustainability and Energy*

Holly Jones, Collaborative Research: The Roles of Community Assembly and Consumer Impacts in Shaping Ecosystem Function, Directorate for Biological Sciences/NSF, (Organized Research/Applied Research), \$8,745 *also involves the Institute for the Study of Environment, Sustainability and Energy*

Jennifer A Koop, CAREER: Ecological and Evolutionary Drivers in an Invasive Host-Parasite System, National Science Foundation/NSF, (Organized Research/Basic Research), \$192,044

Pallavi Singh, Identifying Factors that Influence Bison Health, Friends of Nachusa Grasslands, (Organized Research/Applied Research), \$1,850

Subtotal \$276,609.20

Center for Southeast Asian Studies

Judy L Ledgerwood, 2022 National Resource Center, Office of Postsecondary Education/Department of Education, (Other Sponsored Activities/Other), \$256,500

Judy L Ledgerwood, 2022 Foreign Language and Area Studies Fellowships (FLAS), Office of Postsecondary Education/Department of Education, (Other Sponsored Activities/Other), \$291,148

Judy L Ledgerwood, Southeast Asia Youth Leadership Program 2022-2025, Bureau of Educational and Cultural Affairs/Department of State, (Other Sponsored Activities/Public Service), \$550,001

Rhodalyne Q Gallo-Crail; Eric A Jones, PYLP 2021: Engaging Young Advocates in Environmental Preservation and Peacebuilding, Bureau of Educational and Cultural Affairs/Department of State, (Other Sponsored Activities/Public Service), \$249,999

Subtotal \$1,347,647.58

Center for the Study of Family Violence and Sexual Assault (CSFVSA)

Joel S Milner; Joe A Ammar; Julie L Crouch, Continuation: FY22 Subcontract Relating to Air Force Family Advocacy Programs, Cherokee Nation Businesses, (Other Sponsored Activities/Public Service), \$423,000

Julie L Crouch; Matthew E Skarbek, FY23 Domestic Violence Intervention Program, Illinois Department of Children and Family Services, (Other Sponsored Activities/Public Service), \$573,251

Julie L Crouch; Matthew E Skarbek, FY23 Congregate Care Assessment Program (CCAP), Illinois Department of Children and Family Services, (Other Sponsored Activities/Public Service), \$1,993,571

Julie L Crouch; Suvarna Cumings-Menon, Research and Evaluation Continuation, Office on Violence Against Women/Department of Justice, (Organized Research/Applied Research), \$278,823

Subtotal \$3,268,645.01

Chemistry and Biochemistry

Evgueni E Nesterov, Mechanistic and Exploratory Photochemistry with Plane-Polarized Light, Directorate for Mathematics and Physical Sciences/NSF, (Organized Research/Basic Research), \$258,098

Tao Li, Collaborative Research: Characterization of Transport Property and Microstructure of Battery Electrolyte via In Situ Spectroscopy, National Science Foundation/NSF, (Organized Research/Applied Research), \$28,249

Tao Li, Collaborative Research: Understanding the Reversible Formation of Sodium Hydrosulfide in Hybrid Electrolytes for High-Energy Density Storage, National Science Foundation/NSF, (Organized Research/Applied Research), \$282,020

Tao Li, Collaborative Research: Rational Design of Ni/Ga Intermetallic Compounds for Efficient Light Alkanes Conversion Through Ammonia Reforming, National Science Foundation/NSF, (Organized Research/Applied Research), \$282,721

Tao Li, Investigating Battery Fading Mechanism with X-ray Technique, Argonne National Laboratory, (Organized Research/Applied Research), \$31,715

FY 2023 Awards Detail

Tao Li, University to Argonne Joint Appointment - Tao Li AY 22-23, Argonne National Laboratory, (Organized Research/IPA or Joint Appointment), \$88,335

Tao Li, University to Argonne Joint Appointment - Tao Li AY 22-23, Argonne National Laboratory, (Organized Research/IPA or Joint Appointment), \$32,785

Tao Li, Investigating Solid State Battery Materials with X-ray Technique, Argonne National Laboratory, (Organized Research/Basic Research), \$102,375

Tao Li, Development of All Solid-State Battery using Anti-Perovskite Electrolytes, Argonne National Laboratory, (Organized Research/Basic Research), \$69,552

Tao Xu, Electrode Surface Protection by Self-Assembled Monolayers (SAM) for lithium Battery FY23, Argonne National Laboratory, (Organized Research/Applied Research), \$33,617

Tao Xu, Development of Energy Efficient Oxide Materials - GRA Support (six months), Argonne National Laboratory, (Organized Research/Applied Research), \$16,800

Tao Xu, Development of Energy Efficient Oxide Materials - GRA Support (six months), Argonne National Laboratory, (Organized Research/Applied Research), \$16,817

Timothy J Hagen, Discovery and development of antifungal acetyl CoA synthetase inhibitors, University of Iowa, (Organized Research/Applied Research), \$249,093

Yingwen Cheng, Modulating Complex Chemical Conversion with Multi-site Electrocatalyst for Energy Dense Liquids, Office of Science/Department of Energy, (Organized Research/Applied Research), \$628,974

Yingwen Cheng; Elizabeth R Gaillard, Elucidating Electrochemical Interface via Single Crystal Electrochemistry, Argonne National Laboratory, (Organized Research/Basic Research), \$38,996

Yingwen Cheng, Materials and Interfaces for Fast Charging Li-ion Batteries FY23, Argonne National Laboratory, (Organized Research/Basic Research), \$15,002

Yingwen Cheng, Advanced Electrolyte and Materials for Li-ion Batteries, Argonne National Laboratory, (Organized Research/Basic Research), \$17,451

Subtotal \$2,192,598.40

Computer Science (CS)

David A Koop; Michael E Papka, Collaborative Research: CyberTraining: Implementation: Medium: FOUNT: Scaffolded, Hands-On Learning for a Data-Centric Future, National Science Foundation/NSF, (Organized Research/Applied Research), \$204,815

Hamed M Alhoori, Framework and Tool for Artificial Intelligence & Machine Learning Enabled Automated Non-Destructive Inspection of Composite Aerostructures Manufacturing, Spirit AeroSystems Inc., (Organized Research/Applied Research), \$521,108

Michael E Papka; Joseph Insley, High Performance Computing Research FY23, Argonne National Laboratory, (Organized Research/Basic Research), \$90,156

Michael E Papka; Kasturi Hyderkhan, Guest Researcher Agreement (Kasturi Hyderkhan), Argonne National Laboratory, (Organized Research/Applied Research), \$0

Michael E Papka, Unfunded Argonne to University Joint Appointment - Mike Papka, Argonne National Laboratory, (Organized Research/IPA or Joint Appointment), \$0

Michael E Papka; Joseph Insley, Supplemental Request for Bharat Kale Summer 23, Argonne National Laboratory, (Organized Research/Basic Research), \$4,969

Mona Rahimi, Automated Evolution of the Software s Robustness through Patternizing Attack-and-defend Semantic, Structural, and Functional Co-Evolution, Office of Naval Research/DoD, (Organized Research/Applied Research), \$120,094

Mona Rahimi, Automated Evolution of the Software s Robustness through Patternizing Attack-and-defend Semantic, Structural, and Functional Co-Evolution, Office of Naval Research/DoD, (Organized Research/Applied Research), \$75,000

Mona Rahimi, Automated Evolution of the Software s Robustness through Patternizing Attack-and-defend Semantic, Structural, and Functional Co-Evolution, Office of Naval Research/DoD, (Organized Research/Applied Research), \$125,000

Mona Rahimi, ANL Guest Researcher Agreement - Mona Rahimi, Argonne National Laboratory, (Organized Research/Applied Research), \$0

FY 2023 Awards Detail

Nicholas T Karonis; Joseph Insley; Michael E Papka, University to Argonne Joint Appointment - Brian Toonen, Argonne National Laboratory, (Organized Research/IPA or Joint Appointment), \$5,912

Nicholas T Karonis, Guest Researcher Agreement (Bharat Kale), Argonne National Laboratory, (Organized Research/Applied Research), \$0

Nicholas T Karonis, Undergraduate Guest Researcher Agreement (Hal Brynteson), Argonne National Laboratory, (Organized Research/Applied Research), \$0

Pratool Bharti, see Kevin B Martin; (CEET)

Michael E Papka, see Jahred A Adelman (PHYS)

Subtotal \$1,147,054.27

Earth, Atmosphere and Environment

Allison C Michaelis, Collaborative Research: North American Warm-season Extremes in a Changing Climate: Large-scale Drivers and Local Feedbacks, Directorate for Geosciences/NSF, (Organized Research/Applied Research), \$397,337

Allison C Michaelis, How Will Climate Change Impact Landfalling Atmospheric Rivers?, University of California, San Diego, (Organized Research/Applied Research), \$67,618

Brendan C Wallace; Alex M Haberlie, University to Argonne Joint Appointment - Brendan Wallace, Argonne National Laboratory, (Organized Research/IPA or Joint Appointment), \$51,945

Douglas E Miller, Unfunded University to Argonne Joint Appointment - Douglas Miller, Argonne National Laboratory, (Organized Research/IPA or Joint Appointment), \$0

Justin P Dodd, Post Expedition Award for Justin Dodd's Participation on IODP Expedition 395C, Columbia University, (Organized Research/Applied Research), \$17,999

Justin P Dodd, IODP PEA (Exp. 395C): Fluid Rock Interactions and Hydrothermal Alteration Along an Off-Rift Transect of the Reykjanes Ridge South of Iceland, Columbia University, (Organized Research/Applied Research), \$9,000

Justin P Dodd, IODP Expedition 397 Support (Viviane Dos Santos Rocha), Columbia University, (Organized Research/Applied Research), \$8,278

Justin P Dodd, Salary support for Justin Dodd's Participation on IODP Expedition 395 (Reykjanes Mantle Convection and Climate) aboard the JOIDES Resolution, Columbia University, (Organized Research/Applied Research), \$42,937

Melissa E Lenczewski, Collaborative Research: REU Site: Water Resources and Quality in the Riviera Maya, Mexico, National Science Foundation/NSF, (Organized Research/Research Training), \$372,594 *also involves the Institute for the Study of Environment, Sustainability and Energy*

Reed P Scherer, Participation of Reed P. Scherer on IODP Expedition 396, Columbia University, (Organized Research/Applied Research), \$17,993 *also involves the Northern Illinois Center for Community Sustainability*

Walker S Ashley; Victor Gensini, Understanding and Mitigating Future Weather and Climate Risks to American Agriculture, National Oceanic & Atmospheric Administration/Department of Commerce, (Organized Research/Applied Research), \$660,000

Wei Luo, Testing early Mars climate from global spatial distribution of valley network geomorphology, National Aeronautics & Space Administration/NASA, (Organized Research/Basic Research), \$111,662

Subtotal \$1,757,363.26

Environmental Studies

Thomas S Skuzinski, Open Space Lands Acquisition and Development Act Grant Program, Illinois Department of Natural Resources, (Other Sponsored Activities/Public Service), \$794,089 *also Public Administration*

Thomas S Skuzinski, Open Space Lands Acquisition and Development Act Grant Program, Illinois Department of Natural Resources, (Other Sponsored Activities/Public Service), \$50,000 *also involves Public Administration*

Thomas S Skuzinski, GHG Emission Inventory Report for Village of Wilmette, Village of Wilmette, (Other Sponsored Activities/Testing/Evaluation), \$16,088

Subtotal \$860,176.86

Mathematical Sciences

Yunier Bello Cruz, Design and Analysis of Algorithms for Structured Optimization, National Science Foundation/NSF, (Organized Research/Applied Research), \$161,259

Subtotal \$161,259.00

FY 2023 Awards Detail

Physics (PHYS)

Andreas Glatz, University to Argonne Joint Appointment - Andreas Glatz AY 22-23, Argonne National Laboratory, (Organized Research/IPA or Joint Appointment), \$67,715

Bela Erdelyi, Nonlinear Dynamics of Integrable Hamiltonian Systems for Novel Particle Accelerators in High Energy Physics, Department of Energy, (Organized Research/Basic Research), \$210,000 *also involves the Northern IL Accelerator and Detector Development*

Corrado Gatto; Vishnu V Zutshi, Detectors for High-granularity Dual Readout Calorimetry, Fermi National Accelerator Laboratory, (Organized Research/Applied Research), \$31,500 *also involves the Northern IL Accelerator and Detector Development*

David R Hedin, Development of the MU2E Design, Fermi National Accelerator Laboratory, (Organized Research/Applied Research), \$73,245 *also involves the Northern IL Accelerator and Detector Development*

Dennis E Brown, Application and development of Nuclear Resonance Time-domain Interferometry, Argonne National Laboratory, (Organized Research/Basic Research), \$8,125

Dennis E Brown, Application and development of Nuclear Resonance Time-domain Interferometry, Argonne National Laboratory, (Organized Research/Basic Research), \$5,417

Jahred A Adelman, ATLAS Detector Upgrade Construction for High-Luminosity LHC, Columbia University, (Organized Research/Basic Research), \$171,323 *also involves the Northern IL Accelerator and Detector Development*

Jahred A Adelman; Dhiman Chakraborty, Searches for New Phenomena in the Higgs Sector at the LHC, National Science Foundation/NSF, (Organized Research/Applied Research), \$400,000 *also involves the Northern IL Accelerator and Detector Development*

Jahred A Adelman, US ATLAS Operations, State University of New York at Stony Brook, (Organized Research/Applied Research), \$77,696 *also involves the Northern IL Accelerator and Detector Development*

Jahred A Adelman, US ATLAS Operations, State University of New York at Stony Brook, (Organized Research/Applied Research), \$155,046 *also involves the Northern IL Accelerator and Detector Development*

Jahred A Adelman, U.S. ATLAS Operations: Discovery and Measurement at the Energy Frontier, State University of New York at Stony Brook, (Organized Research/Applied Research), \$16,223 *also involves the Northern IL Accelerator and Detector Development*

Jahred A Adelman, U.S. ATLAS Operations: Discovery and Measurement at the Energy Frontier, State University of New York at Stony Brook, (Organized Research/Applied Research), \$32,446 *also involves the Northern IL Accelerator and Detector Development*

Jahred A Adelman; Michael E Papka, C²-THE-P² = Chicagoland Computational Traineeship in High Energy and Particle Physics, Office of Science/Department of Energy, (Organized Research/Research Training), \$115,000 *also involves the Northern IL Accelerator and Detector Development*

Jahred A Adelman, Guest Researcher Agreement (Kezhen Li), Argonne National Laboratory, (Organized Research/Applied Research), \$0

Michael J Syphers, Resonant Extraction at Fermilab Muon Campus (support for PhD Program - Aakaash Narayanan), Fermi National Accelerator Laboratory, (Organized Research/Applied Research), \$53,963 *also involves the Northern IL Accelerator and Detector Development*

Mike Eads; Vishnu V Zutshi, Illuminating Neutrinos with the DUNE Experiment, Office of Science/Department of Energy, (Organized Research/Basic Research), \$265,000 *also involves the Northern IL Accelerator and Detector Development*

Oksana Chubenko, Monte Carlo Modeling of Photoemission from Semiconductors, Cornell University, (Organized Research/Applied Research), \$122,090 *also involves the Northern IL Accelerator and Detector Development*

Omar H Chmaissem, Synthesis, Single Crystal Growth and Diffraction Studies of Multiferroic and Functional Oxides FY23, Argonne National Laboratory, (Organized Research/Applied Research), \$28,681

Omar H Chmaissem, Structural Investigations of Advanced Functional Materials using Neutron and X-ray Scattering, Argonne National Laboratory, (Organized Research/Basic Research), \$41,347

Omar H Chmaissem, Guest Researcher Agreement-Jared Coles, Argonne National Laboratory, (Organized Research/Basic Research), \$0

Omar H Chmaissem, Ionic Conductors - GRA Support, Argonne National Laboratory, (Organized Research/Basic Research), \$40,068

FY 2023 Awards Detail

Philippe Piot, Development of a damping-ring-free electron injector for Future Linear Colliders, Argonne National Laboratory, (Organized Research/Basic Research), \$5,809 *also involves the Northern IL Accelerator and Detector Development*

Philippe Piot; Xueying Lu, Chicagoland Accelerator Science Traineeship, Illinois Institute of Technology, (Organized Research/Research Training), \$235,000 *also involves the Northern IL Accelerator and Detector Development*

Philippe Piot, Optical Transport and Beam Manipulation for Optical Stochastic Cooling, Cornell University, (Organized Research/Basic Research), \$140,815 *also involves the Northern IL Accelerator and Detector Development*

Philippe Piot, Optical Transport and Beam Manipulation for Optical Stochastic Cooling, Cornell University, (Organized Research/Basic Research), \$35,170 *also involves the Northern IL Accelerator and Detector Development*

Philippe Piot; Stanislav S Baturin; Xueying Lu, Enabling High-Gradients Efficient Wakefield Accelerators with High-Quality Shaped Electron Bunches, Office of Science/Department of Energy, (Organized Research/Applied Research), \$110,000 *also involves the Northern IL Accelerator and Detector Development*

Philippe Piot, Application of Machine Learning to Particle-Accelerator Control, Argonne National Laboratory, (Organized Research/Applied Research), \$34,869 *also involves the Northern IL Accelerator and Detector Development*

Philippe Piot, Application of Machine Learning to Particle-Accelerator Control, Argonne National Laboratory, (Organized Research/Applied Research), \$10,012 *also involves the Northern IL Accelerator and Detector Development*

Philippe Piot, University to Argonne Joint Appointment - Philippe Piot AY 22-23, Argonne National Laboratory, (Organized Research/IPA or Joint Appointment), \$87,576

Philippe Piot, GRA Support - Emily Frame, Argonne National Laboratory, (Organized Research/Basic Research), \$18,000

Vishnu V Zutshi; Alexandre S Dychkant; Nicholas A Pohlman; Iman Salehinia, High Luminosity (HL) LHC CMS Detector Upgrade Project Endcap Calorimeter, Fermi National Accelerator Laboratory, (Organized Research/Applied Research), \$503,130 *also involves the Northern IL Accelerator and Detector Development*

Xueying Lu, University to Argonne Joint Appointment - Xueying Lu AY 22-23, Argonne National Laboratory, (Organized Research/IPA or Joint Appointment), \$71,054

Xueying Lu, University to Argonne Joint Appointment - Xueying Lu AY 22-23, Argonne National Laboratory, (Organized Research/IPA or Joint Appointment), \$20,782

Yasuo Ito, Guest Researcher Agreement (Maksim Sultanov), Argonne National Laboratory, (Organized Research/Applied Research), \$0

Zhili Xiao, ANL Guest Researcher Agreement-Kezhen Li, Argonne National Laboratory, (Organized Research/Applied Research), \$0

Zhili Xiao, University to Argonne Joint Appointment - Zhili Xiao AY 22-23, Argonne National Laboratory, (Organized Research/IPA or Joint Appointment), \$134,111

Zhili Xiao, University to Argonne Joint Appointment - Zhili Xiao AY 22-23, Argonne National Laboratory, (Organized Research/IPA or Joint Appointment), \$67,654

Zhili Xiao, Physics & application of patterned superconducting nanostructures - GRA Support, Argonne National Laboratory, (Organized Research/Applied Research), \$46,131

Subtotal \$3,434,999.63

Psychology (PSYC)

Christine E Malecki; Brianna Banks; David J Bridgett; Yoonsun Pyun, Project Diversify Psychology, American Psychological Association, (Other Sponsored Activities/Other), \$5,500

Christine E Malecki; Michelle Demaray; Julia A Ogg, Preparing Educators as School Psychologists in Northern Illinois (PESP-NI), Office of Elementary and Secondary Education/Department of Education, (Instructional Programs), \$961,629 *also involves the Center for the Interdisciplinary Study of Language and Literacy*

David J Bridgett, Leveraging passive objective assessment methods of preschooler's media use to examine multiple paths of influence on sleep, executive function and weight status, Baylor College of Medicine, (Organized Research/Applied Research), \$38,500

Julia A Ogg, SHAPIRO MID-CAREER RESEARCH AWARD (MCRA), Society for the Study of School Psychology, (Organized Research/Applied Research), \$3,975 *also involves the Center for the Interdisciplinary Study of Language and Literacy*

FY 2023 Awards Detail

Julia A Ogg, Parent Engagement in the Learning of Children with ADHD, University of Ottawa, (Organized Research/Applied Research), \$25,760 *also involves the Center for the Interdisciplinary Study of Language and Literacy*

Laura D Pittman; Matthew E Skarbek, FY23 Integrated Assessment, Illinois Department of Children and Family Services, (Other Sponsored Activities/Public Service), \$8,046,824

Liz Shelleby, Mitigating risk from macroeconomic stress on child mental health (Re-submission), National Institute of Mental Health/NIH/DHHS, (Organized Research/Applied Research), \$15,867

Michelle Demaray; Jesse W Johnson; Christine E Malecki; Julia A Ogg, Project Prevent and Address Bullying Behavior at All Tiers (PPABB), Office of Special Education and Rehabilitative Services/Department of Education, (Instructional Programs), \$250,000 *also involves the Center for the Interdisciplinary Study of Language and Literacy*
Matthew E Skarbek, see Julie L Crouch (CSVFSA) X2

Subtotal \$9,348,055.02

Public Administration (PA)

Scott E Robinson, Nuclear Deterrence Inflation Study, University of Oklahoma, (Organized Research/Applied Research), \$39,985

Thomas S Skuzinski; Gregory T Kuhn, Advancing Adaptive Lifelong Digital Literacy and Inclusion in Chicago's South Side, Chicago State University, (Other Sponsored Activities/Public Service), \$13,666

Subtotal \$53,650.23

Statistics

Lei Hua, Design, Hosting and Analysis of 2022 ALCF Annual User Survey, Argonne National Laboratory, (Other Sponsored Activities/Testing/Evaluation), \$20,615

Subtotal \$20,615.00

Total College of Liberal Arts and Sciences

\$23,876,944.56

COLLEGE OF VISUAL AND PERFORMING ARTS

Art Museum

Josephine E Burke, Art Museum Support, Illinois Arts Council, (Other Sponsored Activities/Other), \$9,500

Subtotal \$9,500.00

School of Art and Design

Aleksandra B Giza; Amanda J VanValkenburg, GAME LAB, University of Silesia in Katowice, (Instructional Programs), \$10,611

Joseph Insley, see Michael E Papka (CS) X2

Jessica M Labatte, see Larissa K Garcia (UL)

Subtotal \$10,610.72

Total College of Visual and Performing Arts \$20,110.72

OUTREACH, ENGAGEMENT AND REGIONAL DEVELOPMENT

Center for Governmental Studies

Brian W Richard, Climate and Equity Jobs Act Workforce Training Programs, University of Illinois at Urbana-Champaign, (Organized Research/Applied Research), \$157,500

Gregory T Kuhn, Customized Governance Training, Village of Glenview, (Instructional Programs), \$4,900

Gregory T Kuhn, Emerging Leaders Training, City of Naperville, (Instructional Programs), \$9,300

Gregory T Kuhn, Training courses, Civic Leadership Academy, (Instructional Programs), \$2,160

Gregory T Kuhn, Illinois Township Management Academy, Illinois Township Management Academy, (Instructional Programs), \$8,717

Gregory T Kuhn, Training, Not-For-Profit Resources, Inc., (Instructional Programs), \$710

Gregory T Kuhn, Training courses, Civic Leadership Academy, (Instructional Programs), \$3,258

Gregory T Kuhn; Janiece A Bollie, Village of Bartlett (Group), Village of Bartlett, (Instructional Programs), \$950

Gregory T Kuhn; Janiece A Bollie, Village of Bartlett (1-1), Village of Bartlett, (Instructional Programs), \$700

Mindy Schneiderman, Survey, County of DuPage, (Other Sponsored Activities/Other), \$11,655

Gregory T Kuhn, see Thomas S Skuzinski (PA)

Subtotal \$199,850.10

FY 2023 Awards Detail

Continuing Professional Education

Pettee Borissova, Susan Harwood Training Program 2022-2023: Targeted Training Program, Occupational Safety and Health Administration/Department of Labor, (Other Sponsored Activities/Public Service), \$158,931

Pettee Borissova, Contract course, Chicago Housing Authority, (Instructional Programs), \$3,000

Pettee Borissova, Contract course, The Beaver Excavating Company, (Instructional Programs), \$6,800

Pettee Borissova, Contract course, DuPage County Workforce, (Instructional Programs), \$2,900

Pettee Borissova, Contract course, Commonwealth Edison, (Instructional Programs), \$1,200

Subtotal \$172,831.00

Ctr Child Welfare & Education

Yasmina Sefiane, Permanency Enhancement Project FY 2021, Illinois Department of Children and Family Services, (Other Sponsored Activities/Public Service), \$52,530

Yasmina Sefiane, FY23 Education Access Project, Illinois Department of Children and Family Services, (Other Sponsored Activities/Public Service), \$1,117,892

Subtotal \$1,170,422.00

Education Systems Center

Benjamin Y Boer, Greater East St. Louis Early Learning Partnership, Illinois State Board of Education, (Other Sponsored Activities/Public Service), \$75,000

Benjamin Y Boer, Support for Developing Early Childhood Educator Workforce Dataset, Illinois State Board of Education, (Other Sponsored Activities/Public Service), \$200,000

Benjamin Y Boer, Support for Developing Regional/Local Data Reports & Systems for ECCE, Illinois State Board of Education, (Other Sponsored Activities/Public Service), \$175,000

Jon Furr, Data Modeling & Demographic Crosswalk, Illinois State Board of Education, (Other Sponsored Activities/Public Service), \$209,830

Jon Furr, GEER (Governor's Emergency Education Relief), Illinois State Board of Education, (Other Sponsored Activities/Public Service), \$200,000

Sessy Nyman, DEIRJ (Diversity, Equity, Inclusion & Racial Justice) Consultation, Illinois Department of Human Services, (Other Sponsored Activities/Public Service), \$583,520

Subtotal \$1,443,349.80

Northern Public Radio

Staci Hoste, 2022 Community Service Grant, Corporation for Public Broadcasting, (Other Sponsored Activities/Public Service), \$237,579

Staci Hoste, WNII-FM PRTV Operating Grant Summer 2022 WNII-FM, Illinois Arts Council, (Other Sponsored Activities/Other), \$10,390

Staci Hoste, IACA WNIIU-FM PRTV Basic Grant FY23, Illinois Arts Council, (Other Sponsored Activities/Public Service), \$9,420

Staci Hoste, IACA WNII-FM PRTV Basic Grant FY23, Illinois Arts Council, (Other Sponsored Activities/Public Service), \$9,420

Staci Hoste, Northern Illinois Radio Information Service (NIRIS) FY23, Illinois State Library, (Other Sponsored Activities/Public Service), \$28,273

Staci Hoste, 2023 Community Service Grant, Corporation for Public Broadcasting, (Other Sponsored Activities/Public Service), \$260,304

Subtotal \$555,386.00

OERD Division Administration (OERD)

Rena Cotsones; Amy Jo Clemens; Bryan C Flower, Northern Illinois Food and Workforce Development Project, Small Business Administration, (Other Sponsored Activities/Public Service), \$500,000

Subtotal \$500,000.00

P-20 Center

Kristin A Brynteson; Jeremy J Benson; Hollie Rodriguez, Nita M. Lowey Twenty-First Century Community Learning Centers, Illinois State Board of Education, (Other Sponsored Activities/Public Service), \$150,000

Lori R Hensold; Kristin A Brynteson, IL EMPOWER Approved Learning Partners, Illinois State Board of Education, (Other Sponsored Activities/Public Service), \$0

Susana A Das Neves, FY 23 Migrant Education - Regular Year, Illinois State Board of Education, (Other Sponsored Activities/Public Service), \$59,119

Susana A Das Neves, FY23 Title I Summer Migrant Education Program, Illinois State Board of Education, (Other Sponsored Activities/Public Service), \$141,814

Subtotal \$350,932.72

FY 2023 Awards Detail

Precollegiate-Upward Bound

Felicia R Bohanon, Student Support Services Program - Regular, Office of Postsecondary Education/Department of Education, (Other Sponsored Activities/Student Service), \$261,888
 Felicia R Bohanon, Student Support Services Program - Regular, Office of Postsecondary Education/Department of Education, (Other Sponsored Activities/Student Service), \$261,888
 Felicia R Bohanon, Northern Illinois University Upward Bound Program, Department of Education, (Other Sponsored Activities/Public Service), \$586,603
Subtotal \$1,110,379.00

Report Cards

Alan D Clemens, Chicago Early Childhood Integrated Data System (CEIDS) Alignment with ILDS & State Regional Council System, Illinois State Board of Education, (Other Sponsored Activities/Public Service), \$170,000
 Alan D Clemens, Illinois Interactive Report Card FY23, Illinois State Board of Education, (Other Sponsored Activities/Public Service), \$2,565,000
 Alan D Clemens, ISBE Data Warehouse, Illinois State Board of Education, (Other Sponsored Activities/Public Service), \$5,276,291
 Alan D Clemens, Illinois Interactive Report Card FY24, Illinois State Board of Education, (Other Sponsored Activities/Public Service), \$2,856,400
Subtotal \$10,867,691.40

OTHER ACADEMIC UNITS

Career Services

Catherine W Doederlein, Northern Illinois University FY2023 Cooperative Work Study, Illinois Board of Higher Education, (Other Sponsored Activities/Public Service), \$50,000
Subtotal \$50,000.00

Executive V P and Provost (EVP&P)

Clint-Michael Reneau; Kelly L Olson, Governor's Emergency Education Relief Fund (GEER) -- GEER II Grant Project, Illinois Board of Higher Education, (Other Sponsored Activities/Student Service), \$1,196,840
 Rose M Henton; Darren D Mitchell, Grants to Reduce Domestic Violence, Dating Violence, Sexual Assault and Stalking on Campus Program Solicitation, Office on Violence Against Women/Department of Justice, (Other Sponsored Activities/Public Service), \$300,000
Subtotal \$1,496,840.00

Graduate School

Kerry K Wilks, Graduate Student Placements at Waubonsee Community College FY23-Triumph, Waubonsee Community College, (Instructional Programs), \$18,606
 Kerry K Wilks, Diversifying Higher Education Faculty in Illinois (DFI) FY2023, Illinois Board of Higher Education, (Instructional Programs), \$67,000
 Kerry K Wilks, Graduate Student Placement at Waubonsee Community College FY23 (Student Life), Waubonsee Community College, (Instructional Programs), \$33,735
Subtotal \$119,341.00

Innovation

Bryan C Flowers, see Rena Cotsones (OERD)

Sponsored Programs Administration

Dara C Little, Institutional Level Joint Appointment Agreement: University Employee Engaged with Argonne, Argonne National Laboratory, (Other Sponsored Activities/IPA or Joint Appointment), \$0
 Dara C Little, Institutional Level Joint Appointment Agreement: Argonne Employee Engaged with University, Argonne National Laboratory, (Other Sponsored Activities/IPA or Joint Appointment), \$0
 Dara C Little, Facilities Use Agreement with Canadian Light Source, Canadian Light Source, Inc., (Organized Research/Basic Research), \$0
Subtotal \$0.00

University Libraries (UL)

Gwen Gregory, NIU Artstour-2023, Illinois Arts Council, (Other Sponsored Activities/Public Service), \$3,000
 Hao N Phan, LuceSEA with CORMOSEA/UM, Ohio University, (Other Sponsored Activities/Other), \$132,110 *also involves the Center for Southeast Asian Studies*
 Hao N Phan, LuceSEA with CORMOSEA/UM, Ohio University, (Other Sponsored Activities/Other), \$7,700 *also involves the Center for Southeast Asian Studies*
 Larissa K Garcia; Jessica M Labatte, Teaching Photography: A Curriculum Guide, Consortium of Academic and Research Libraries in Illinois, (Other Sponsored Activities/Public Service), \$65,457

FY 2023 Awards Detail

Matthew C Short, The Tousey Project, National Endowment for the Humanities/National Foundation on the Arts and Humanities, (Other Sponsored Activities/Public Service), \$348,920

Nestor L Osorio; Kimberly C Shotick, Developing and testing assessment tools for library impact on students' academic success, University of Illinois at Chicago, (Organized Research/Applied Research), \$40,966

Subtotal \$598,153.00

VP Marketing & Communications

Sol D Jensen, Illinois Common Application, Illinois Board of Higher Education, (Other Sponsored Activities/Other), \$112,900

Subtotal \$112,900.00

VP Research and Innovation Partnerships

Dara C Little, Brookhaven National Laboratory Master Non-Proprietary User Agreement, Brookhaven National Laboratory, (Organized Research/Basic Research), \$0

Dara C Little, IMEC Year Three FY2023-1 under 21-073 Master Agreement, Illinois Manufacturing Excellence Center, (Organized Research/Applied Research), \$1,935,404

Subtotal \$1,935,404.46

Total Other Academic Units \$4,312,638.46

OTHER UNIVERSITY UNITS

President's Office

George E Middlemist, FEMA: Emergency Protective Measures: Alternative Housing (Project 1), Illinois Emergency Management Agency, (Other Sponsored Activities/Other), \$157,820

George E Middlemist, FEMA: Emergency Protective Measures: Surveillance Testing (Project 2), Illinois Emergency Management Agency, (Other Sponsored Activities/Other), \$1,102,442

Matthew J Streb, NIU COVID-19 Hotline with DeKalb County Health Department, DeKalb County Health Department, (Other Sponsored Activities/Public Service), \$36,000

Michaela F Holtz, Northern Illinois University Huskies Vote, NEO Philanthropy, (Other Sponsored Activities/Public Service), \$4,200 *also involves the Office of Student Engagement*

Subtotal \$1,300,462.07

Public Safety

Darren D Mitchell, see Rose M Henton (EVP&P)

Student Affairs

Clint-Michael Reneau, FY23 MHEAC Mental Health Early Action on Campus Act, Illinois Board of Higher Education, (Other Sponsored Activities/Student Service), \$118,606

Kelly L Olson, see Clint-Michael Reneau (EVP&P)

Subtotal \$118,606.00

Total Other University Units \$1,419,068.07

FISCAL YEAR TOTAL \$61,145,909.35



Submissions

FY 2023 Proposals Quick Facts...

Proposals – Value of Proposals by Activity Type

Research

Applied/Basic Research: **\$66,900,784**

Conference: **\$120,463**

Equipment: **\$1,500,000**

IPA or Joint Appointment: **\$619,500**

Research Training: **\$6,328,502**

Testing/Evaluation: **\$24,000**

Total Research: \$75,493,249

Average Request: **\$268,678**

Average Request: **\$60,232**

Average Request: **\$1,500,000**

Average Request: **\$47,654**

Average Request: **\$1,265,700**

Average Request: **\$24,000**

Instruction

Instructional Programs: **\$12,839,513**

Total Instruction: \$12,839,513

Average Request: **\$534,980**

Other Sponsored Activities

Public Service: **\$43,057,928**

Student Service: **\$7,450,078**

Testing/Evaluation: **\$208,352**

Other: **\$2,763,023**

Total Other Sponsored Activities: \$53,479,381

Average Request: **\$755,402**

Average Request: **\$1,862,520**

Average Request: **\$16,027**

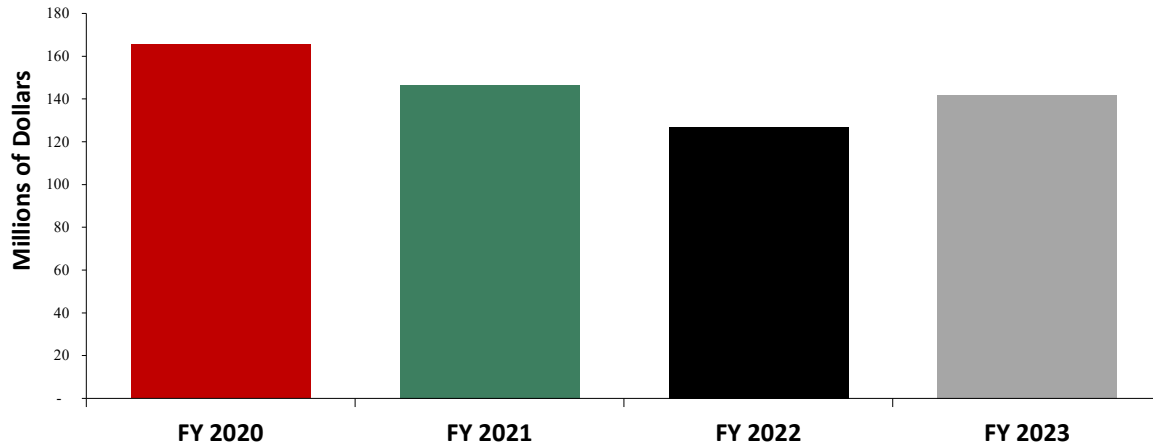
Average Request: **\$172,689**

Total Value of All Proposals: **\$141,812,142**

Number of Submissions: **385**

Number of faculty/staff serving as Principal Investigator on proposals: **171**

AMOUNTS OF PROPOSALS

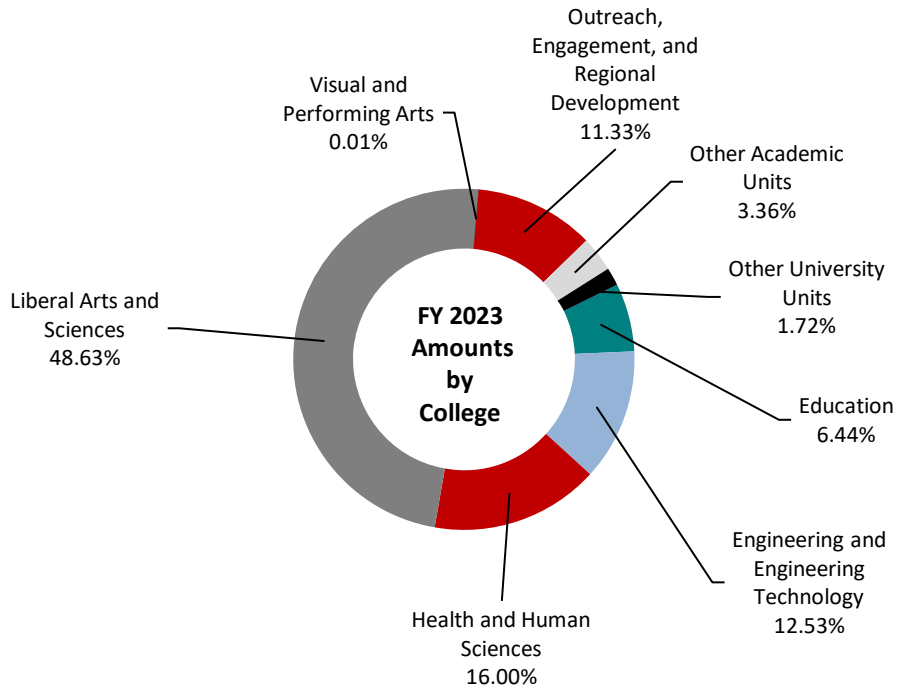


COLLEGE/UNIT	FY 2020	FY 2021	FY 2022	FY 2023
Business	-	-	-	20,500
Education	4,925,576	10,330,131	13,442,988	9,110,694
Engineering and Engineering Technology	12,636,155	11,402,483	9,493,766	17,727,994
Health and Human Sciences	15,278,834	5,629,584	11,343,494	22,630,294
Law	-	6,500	-	323,969
Liberal Arts and Sciences	73,119,963	63,133,535	58,222,352	68,790,459
Visual and Performing Arts	202,383	148,819	558,815	10,611
Outreach, Engagement, and Regional Development	15,426,408	26,679,948	26,631,540	16,022,126
Other Academic Units	3,291,709	4,338,787	4,803,661	4,746,627
Other University Units	40,598,712	24,793,153	2,275,381	2,428,868
Total	165,479,740	146,462,940	126,771,999	141,812,142

FY 2023 Number and Amounts of Proposals

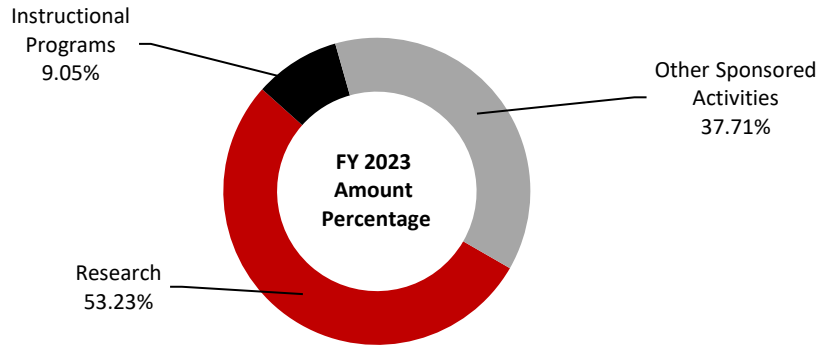
COLLEGE/UNIT	# of Proposals	Total Amount	Number Percentage	Amount Percentage
Business	1	20,500	0.26%	0.01%
Education	28	\$9,110,694	7.27%	6.42%
Engineering and Engineering Technology	64	\$17,727,994	16.62%	12.50%
Health and Human Sciences	48	\$22,630,294	12.47%	15.96%
Law	2	\$323,969	0.52%	0.23%
Liberal Arts and Sciences	188	\$68,790,459	48.83%	48.51%
Visual and Performing Arts	2	\$10,611	0.52%	0.01%
Outreach, Engagement, and Regional Development	33	\$16,022,126	8.57%	11.30%
Other Academic Units	14	\$4,746,627	3.64%	3.35%
Other University Units	5	\$2,428,868	1.30%	1.71%
Total	385	\$141,812,142	100.00%	100.00%

Proposals by College/Unit



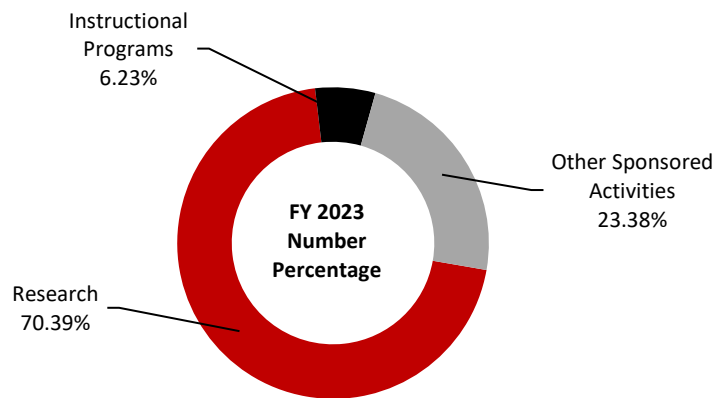
COLLEGE/UNIT	FY 2023
Education	9,110,694
Engineering and Engineering Technology	17,727,994
Health and Human Sciences	22,630,294
Law	-
Liberal Arts and Sciences	68,790,459
Visual and Performing Arts	10,611
Outreach, Engagement, and Regional Development	16,022,126
Other Academic Units	4,746,627
Other University Units	2,428,868
Total	141,488,173

Proposals by Purpose

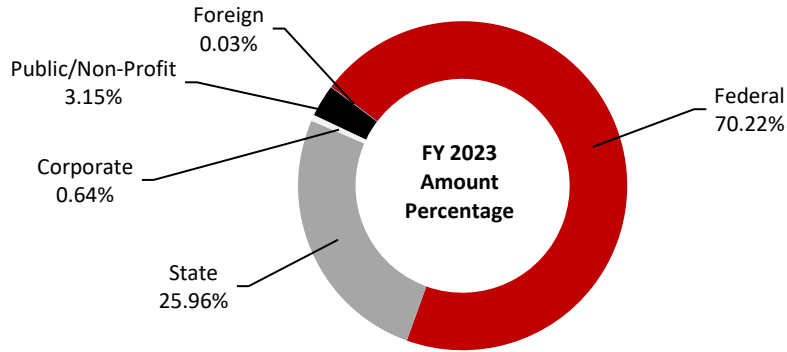


PURPOSE OF REQUEST	FY 2020	FY 2021	FY 2022	FY 2023
Research	78,934,527	56,094,451	59,063,382	75,493,249
Instructional Programs	10,397,696	8,892,312	19,111,433	12,839,513
Other Sponsored Activities	80,319,976	83,412,330	48,597,184	53,479,381
Total	169,652,199	148,399,093	126,771,999	141,812,142

PURPOSE OF REQUEST	FY 2020	FY 2021	FY 2022	FY 2023
Research	279	271	261	271
Instructional Programs	19	19	29	24
Other Sponsored Activities	85	101	89	90
Total	383	391	379	385

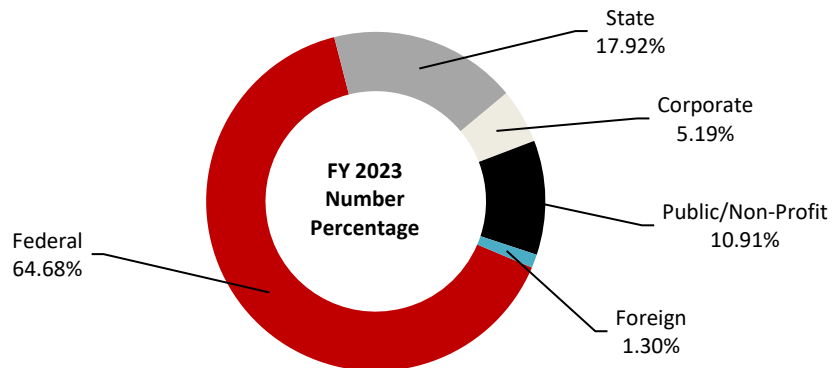


Proposals by Source



SOURCE OF REQUEST	FY 2020	FY 2021	FY 2022	FY 2023
Federal	125,166,227	111,468,262	88,566,590	99,577,604
State	39,510,143	32,571,524	29,205,555	36,809,036
Corporate	903,484	1,055,244	667,199	904,847
Public/Non-Profit	4,051,611	3,251,046	8,288,837	4,473,367
Foreign	20,734	53,017	43,819	47,288
Total	169,652,199	148,399,093	126,771,999	141,812,142

SOURCE OF REQUEST	FY 2020	FY 2021	FY 2022	FY 2023
Federal	253	249	231	249
State	52	48	65	69
Corporate	16	15	17	20
Public/Non-Profit	60	76	62	42
Foreign	2	3	4	5
Total	383	391	379	385



Comparison of FY 2022 and FY 2023 Amounts Submitted by Academic and Other Administrative Units

	FY 2022	FY 2023
COLLEGE OF BUSINESS		
Management		20,500
Total College of Business	-	20,500
COLLEGE OF EDUCATION		
Dean's Office	8,069,555	195,918
Counseling, Adult and Health Education	477,315	437,137
Curriculum and Instruction	2,833,441	183,245
Educational Technology, Research, and Assessment	542,377	3,396,946
Kinesiology and Physical Education	769,176	1,652,447
Leadership, Educational Psychology and Foundations	366,708	745,000
Special and Early Education	384,417	2,500,000
Total College of Education	13,442,988	9,110,694
COLLEGE OF ENGINEERING AND ENGINEERING TECHNOLOGY		
Dean's Office	10,800	2,067,912
Electrical Engineering	1,595,766	8,010,568
Engineering Technology	2,288,236	828,936
Industrial and Systems Engineering	1,147,499	2,079,643
Mechanical Engineering	4,451,465	4,740,936
Total College of Engineering and Engineering Technology	9,493,766	17,727,994
COLLEGE OF HEALTH AND HUMAN SCIENCES		
Dean's Office	823,404	13,416
Allied Health and Communicative Disorders	1,387,211	1,423,374
Child Development and Family Center	209,092	65,259
Family, Consumer, and Nutrition Sciences	3,296,256	10,221,975
Nursing	1,039,619	284,195
School of Health Studies	811,206	3,933,679
School of Interdisciplinary Health Professions	3,776,706	6,688,396
Total College of Health and Human Sciences	11,343,494	22,630,294
COLLEGE OF LAW		
Dean's Office		142,000
College of Law Faculty		181,969
Total College of Law	-	323,969

Comparison of FY 2022 and FY 2023 Amounts Submitted by Academic and Other Administrative Units

	FY 2022	FY 2023
COLLEGE OF LIBERAL ARTS AND SCIENCES		
Dean's Office	2,499,967	
Anthropology	227,579	813,795
Biological Sciences	1,448,518	4,423,022
Center for Latino and Latin American Studies	916,819	
Center for Nonprofit and NGO Studies	150,000	
Center for Southeast Asian Studies	6,760,825	2,505,469
Center for the Study of Family Violence and Sexual Assault	5,048,329	1,130,704
Chemistry and Biochemistry	8,454,207	12,877,821
Communication	475,220	262,744
Computer Science	8,617,591	3,284,263
Earth, Atmosphere and Environment	4,090,763	4,653,464
English	60,000	60,000
Environmental Studies	1,031,108	184,797
Foreign Languages and Literature	249,254	356,465
History		75,000
Mathematical Sciences	1,320,443	2,421,293
Physics	7,862,449	11,411,299
Psychology	8,743,481	24,118,131
Public Administration	182,081	159,375
Sociology	63,119	32,205
Statistics	20,600	20,615
Total College of Liberal Arts and Sciences	58,222,352	68,790,459
COLLEGE OF VISUAL AND PERFORMING ARTS		
Dean's Office	199,921	
Art and Design	316,804	10,611
Art Museum	42,090	
Total College of Visual and Performing Arts	558,815	10,611

Comparison of FY 2022 and FY 2023 Amounts Submitted by Academic and Other Administrative Units

	FY 2022	FY 2023
OUTREACH, ENGAGEMENT AND REGIONAL DEVELOPMENT		
Center for Child Welfare and Education	5,377,735	1,260,900
Center for Governmental Studies		157,500
Center for P-20 Engagement	4,469,311	1,250,835
Continuing Professional Education	356,514	158,931
Education System Center	1,452,586	2,753,167
Northern Public Radio	333,675	326,328
OERD Division Administration	1,711,915	
Precollegiate Programs-Upward Bound	3,378,764	
Report Cards	9,551,040	10,114,465
Total Outreach, Engagement and Regional Development	26,631,540	16,022,126
OTHER ACADEMIC UNITS		
Career Services	50,000	
Diversity & Equity	25,000	
Division of Research and Innovation Partnerships	3,516,540	3,093,205
Executive V P and Provost	300,000	1,196,840
Graduate School	363,629	100,735
International Training Office	51,036	
Marketing & Communication	107,570	112,900
University Libraries	389,886	242,946
Total Other Academic Units	4,803,661	4,746,627
OTHER UNIVERSITY UNITS		
Administration & Finance	1,864,381	
Gift Planning		1,000,000
Human Resource Services		50,000
Presidents Office	36,000	1,260,262
Public Safety	375,000	
Student Affairs		118,606
Total Other University Units	2,275,381	2,428,868
Total	126,771,999	141,812,142

Recognition

Presidential Research, Scholarship and Artistry Professors

Presidential Research, Scholarship and Artistry Professorships is NIU's top recognition for outstanding research or artistry. SPA extends congratulations to all past and current Presidential Research, Scholarship and Artistry Professors.

2023-2027

Andreas Glatz, Department of Physics
Christine Malecki, Department of Psychology

2022-2026

Abu Bakarr Bah, Department of Sociology
Evgueni Nesterov, Department of Chemistry and Biochemistry
Mark Schuller, Dept. of Anthropology and the Center for Nonprofit and NGO Studies

2021-2025

Walker Ashley, Department of Geographic and Atmospheric Sciences
David Gunkel, Department of Communication

2020-2024

Michael Barnes, School of Art and Design
Michael E. Papka, Department of Computer Science

2019-2023

Jeffrey Einboden, Department of English
Tao Xu, Department of Chemistry

2018-2022

Liam Teague, School of Music
Vishnu Zutshi, Department of Physics

2017-2021

Michelle Demaray, Department of Psychology
Douglas Klumpp, Department of Chemistry and Biochemistry

2016-2020

Swapan Chattopadhyay, Department of Physics
Omar Chmaissem, Department of Physics

2015-2019

Sanjib Basu, Division of Statistics
Anne Britt, Department of Psychology
Aaron Fogleman, Department of History

2014-2018

Giovanni Bennardo, Department of Anthropology
Ana Calvo-Byrd, Department of Biological Sciences
Nancy M. Wingfield, Department of History

2013-2017

Elizabeth Gaillard, Department of Biological Sciences
Wei Luo, Department of Geography
Philippe Piot, Department of Physics

<https://www.niu.edu/president/professorships/research/past-recipients.shtml>

Research and Artistry Recipients

Research and Artistry Awards are provided by the Division of Research and Innovation Partnerships to enhance extramural funding, develop new projects through preliminary data collection, foster interdisciplinary research, and support research and artistic activities for NIU faculty. SPA extends congratulations to the recipients of the Research and Artistry awards.

Aarie Glas	Political Science
Catherine M Raymond	School of Art and Design
Christopher J Einolf	Sociology
Christopher J Scanlon	Music
Courtney Hughes/Mahdi Vaezi	School of Health Studies/Engineering Technology
Dana N Bardolph	Anthropology
Dana T Isawi/Peitao Zhu	Counseling and Higher Education
Elina Tang	Marketing
Emerson Sebastiao	Kinesiology and Physical Education
Eric M Lee	Mechanical Engineering
Holly Jones	Biological Sciences
Jie Chen	Nursing
Julia A Ogg	Psychology
Liping Guo	Engineering Technology
Mahdi Vaezi	Engineering Technology
Mahesh V Subramony	Management
Maria Amarakristi Onyido	Mathematical Sciences
Mark W Van Wiene	English
Melissa E Lenczewski	Earth, Atmosphere and Environment
Nathan D Stansell	Earth, Atmosphere and Environment
Neil W Blackstone	Biological Sciences
Niechen Chen	Industrial and Systems Engineering
Shuwen Xue	Mathematical Sciences
Sinclair W. Bell	School of Art and Design
Venumadhav R Korampally	Electrical Engineering

Great Journeys Recipients

SPA extends congratulations to the Great Journeys Recipients selected in FY 2023.

Angela Grippo	Psychology
Irina Nesterova	Chemistry
Laurence Lurio	Physics
Justin Dodd	Earth, Atmosphere, and Environment
Ximena Burgin	Educational Technology, Research, and Assessment
Jennifer Jacobs/Zachary Wahl-Alexander	Kinesiology & Physical Education
Victor Ryzhov	Chemistry
Zhili Xiao	Physics
Brian Sandberg	History
Jane Rose Njue	Family and Consumer Sciences
Jaejin Hwang	Industrial Systems and Engineering

Issued Patents (US only)

Xu, Tao, Department of Chemistry and Biochemistry – *Doped Perovskite Having Improved Stability and Solar Cells Made Thereof* (US Patent 11,437,595)

- This invention was made with government support under CBET-1150617 awarded by the National Science Foundation.

Liu, Di-Jai; Xu, Haiping; **Xu, Tao**, Department of Chemistry and Biochemistry – *Method of Preparing Electrocatalysts for Converting Carbon Dioxide to Chemicals* (US Patent 11,554,363)

- This invention was made with government support under Contract No. DE - AC02-06CH11357 awarded by the United States Department of Energy to UChicago Argonne, LLC, operator of Argonne National Laboratory.

Cheng, Yingwen; **Xu, Tao**, Lu, Ke; Xu, Haiping, Department of Chemistry and Biochemistry – *Doped Lithium Anode, Battery Having a Doped Lithium Anode, and Methods of Use Thereof* (US Patent 11,677,072)

Zhu, Kai; Zhang, Fei; **Xu, Tao**, Department of Chemistry and Biochemistry – *Materials for Stabilizing Semiconductors and Methods of Making the Same* (US Patent 11,682,530)

- This invention was made with government support under Contract No. DE-AC36-08GO28308 awarded by the Department of Energy.

***Current NIU faculty members are in bold**

Report Notes

Report Notes and Definitions

Annual Report Reporting Period

The **fiscal year (FY)** for NIU is July 1 to June 30. This report includes data for all awards and proposals processed through SPA during the FY 2023 period. An award is considered processed by SPA when it has been reviewed, signed (if necessary), assigned a grant account number, and a SPA notice of award has been sent to the Principal Investigator(s). A proposal is considered processed through SPA after the institutional review and sign off process is complete and the proposal has been submitted to the funding agency.

Definition of Award

An **award** is a funded project for which NIU has received an official notice of award or executed contract from a sponsor requiring the university to undertake a particular activity and for which a deliverable is expected. Awards that provide full funding in the first year of a multi-year project are included in the fiscal year the award was made. Award dollars received from sponsors that provide funding for specific budget periods within a multi-year project (i.e. incremental awards) are included in the fiscal year for which funding is received. Consequently, funding can fluctuate for a department or college depending on how a project is funded. Direct year by year comparisons should always be made with caution.

Definition of Proposal

A **proposal** is a request for external funding support for a particular activity that is routed through SPA. There is no correlation between the proposals and awards in this report.

Sponsor Types

SPA recognizes five categories of funders: federal, state, corporate, public/nonprofit, and foreign. All amounts in this report are based on the originating source of funding. Sources of funding through the report include both direct and pass-through funding (e.g. when a state agency passes federal funds through to NIU these funds are reported as federal dollars). Public/nonprofit sponsors include non-Illinois institutions of higher education, municipalities, civic organizations, as well as non-profit and non-governmental organizations.

Intellectual Credit

For projects that have multiple Principal Investigators and Co-Principal Investigators, the total award is allocated to the lead or contact Principal Investigator (PI) and his/her respective home academic unit or center. All other Principal Investigator's and Co-Principal Investigator's participation is indicated with a notation under their home academic unit or center to see the lead or contact Principal Investigator's entry for complete award details.

Research Center Credit

Involvement of a research center or interdisciplinary unit is noted in the individual award sections for each activity type.

Research

Research and development include both basic and applied research activities undertaken in order to increase knowledge – including knowledge of humankind, culture, and society.

Basic Research: Experimental or theoretical work undertaken primarily to acquire new knowledge of the underlying foundations of phenomena or observable facts without any participation or application in mind.

Applied Research: Original investigation undertaken in order to acquire new knowledge to meet a specific, recognized need and to solve practical real-world problems.

Instruction

Instruction defines teaching and training activities of the institution that are intended to elicit some measure of “educational change” in a learner or in a group of learners. Instruction includes all teaching and training activities, whether offered for credit(s) towards a degree or certificate, on a non-credit basis, or through regular academic departments or separate divisions, such as a summer school division or an extension division.

Other Sponsored Activities

These programs include public service programs that bring the various resources and capabilities of NIU to the community to respond to a local need. Other types of sponsored activities include student support programs, testing and evaluation activities that do not meet the definition of research, joint appointment agreements, and some workshop and travel grants.

Sponsored Programs Administration

Annual Report 2023

DeKalb, Illinois 60115

Production: Julie Miller, eRA Data Coordinator, RIPS

Northern Illinois University is an equal opportunity institution and does not discriminate on the basis of race, color, religion, sex, age, marital status, national origin, disability, status based on the Victims' Economic Security and Safety Act (VESSA) or status as a disabled or Vietnam-era veteran. Further, the Constitution and Bylaws of Northern Illinois University provides for equal treatment regardless of political views or affiliation, and sexual orientation. Inquiries concerning application of Title IX, Section 504, and other statutes and regulations may be referred to the Affirmative Action and Diversity Resources Center, 1515 W. Lincoln Highway, DeKalb, IL 60115, telephone 815-753-1118.



Northern Illinois
University