

# Sponsored Programs Administration

**Annual Report 2022**



Northern Illinois  
University

## Table of Contents

<b>Introduction</b> .....	3
<b>Awards</b> .....	4
FY 2022 Funding Quick Facts .....	5
FY 2022 Awarded Projects .....	6
Amounts and Number of Awards by Purpose .....	7
Amounts and Number of Awards by Sponsor.....	8
Awards by College/Unit .....	9
Comparison of FY 2021 and FY 2022 .....	10-12
Amounts Awarded by Purpose .....	13-15
Amounts Awarded by Source .....	16-18
Amounts Awarded with Federal Funds.....	19-22
Amounts Awarded with State Funds .....	23
Amounts Awarded with Corporate Funds .....	24-29
Amounts Awarded with Public/Non Profit Funds.....	30-33
Amounts Awarded with Foreign Funds.....	34
<b>Research</b> .....	35
Research Awards by Purpose.....	36
Research Awards by College and Sponsor .....	37
Research Awards by Department .....	38-39
<b>Instruction</b> .....	40
Instruction Awards by College and Sponsor .....	41
Instruction Awards by Department .....	42-43
<b>Other Sponsored Activities</b> .....	44
Other Sponsored Activities Awards by Purpose .....	45
Other Sponsored Activities Awards by College and Sponsor.....	46
Other Sponsored Activities Awards by Department.....	47-48
<b>FY 2022 Awards Detail</b> .....	49-64
<b>Submissions</b> .....	65
FY 2022 Proposals Quick Facts.....	66
Amounts of Proposals.....	67
Proposals by College/Unit.....	68
Proposals by Purpose.....	69
Proposals by Source.....	70
Comparison of FY 2021 and FY 2022 Amounts.....	71-73
<b>Recognition</b> .....	74
Presidential Research, Scholarship and Artistry Professors.....	75
Research and Artistry Recipients .....	76
Great Journeys Recipients .....	77
Issued Patents.....	78
<b>Report Notes</b> .....	79
Report Notes and Definitions .....	80-81



## Introduction

Greetings,

The Sponsored Programs Administration (SPA) team is pleased to provide the FY22 Annual Report. Faculty and staff continue to be successful in securing external funding and SPA congratulates them on their achievements.

This year, NIU faculty and staff secured 371 awards totaling \$48.6M. These awards include funding for programs specifically targeting COVID-19 recovery efforts.

Without COVID-19 funding, total funding this year was \$42.3M. This represents a 39% increase in sponsored funding over the last five years.

Consistent with NIU's sponsored programs portfolio, funding from federal and State of Illinois agencies accounts for most of the funding this year.

Top State of Illinois funding agencies are the Illinois Department of Children and Family Services, Illinois State Board of Education, Illinois Board of Higher Education, and Illinois Department of Human Services.

Top federal funders are the Department of Education, National Science Foundation, Argonne National Laboratory, National Institutes of Health, and Department of State.

This broad range of funders exemplifies the expertise of our faculty and staff and the scope of NIU's programs. Indeed, these programs advance the academic and research mission of the university and prepare our society for a century of change.

On behalf of the entire SPA team, congratulations to those who secured external funding and thank you for all who submitted funding proposals this past year.

Regards,

Dara C. Little, MPA, CRA  
Assistant Vice President for Research and Sponsored Programs

# Awards

## FY 2022 Funding Quick Facts...

### Organized Research

Applied/Basic Research: <b>\$11,265,640.40</b>	Average Award: <b>\$91,590.57</b>
Conference: <b>\$20,000.00</b>	Average Award: <b>\$20,000.00</b>
IPA or Joint Appointment: <b>\$760,546.05</b>	Average Award: <b>\$69,140.55</b>
Testing/Evaluation: <b>\$214,086.99</b>	Average Award: <b>\$53,521.75</b>
 Organized Research: <b>\$12,260,273.44</b>	 Average Award: <b>\$88,203.41</b>

### Instructional Programs

Instructional Programs: <b>\$10,538,024.88</b>	Average Award: <b>\$63,866.82</b>
--	-----------------------------------

### Others

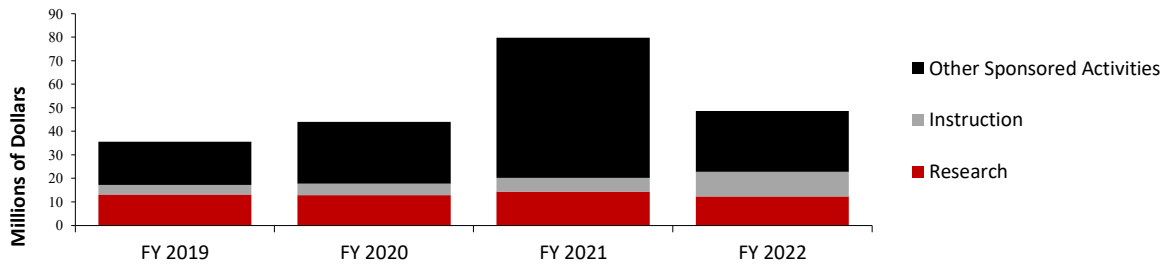
IPA or Joint Appointment: <b>\$64,853.91</b>	Average Award: <b>\$16,213.48</b>
Other: <b>\$3,033,075.00</b>	Average Award: <b>\$252,756.25</b>
Public Service: <b>\$21,855,695.10</b>	Average Award: <b>\$465,014.79</b>
Student Service: <b>\$811,781.00</b>	Average Award: <b>\$405,890.50</b>
Testing/Evaluation: <b>\$66,977.81</b>	Average Award: <b>\$33,488.91</b>
 Others: <b>\$25,832,382.82</b>	 Average Award: <b>\$385,557.95</b>

Total Overall Funding: **\$48,630,681.14**

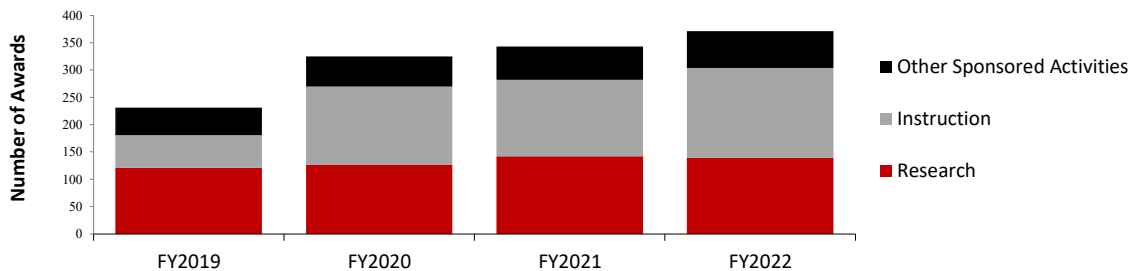
Number of Awards: **371**

Number of faculty/staff serving as Principal Investigator on awarded projects: **131**

## FY 2022 Awarded Projects



PURPOSE OF FUNDING	FY 2019	FY 2020	FY 2021	FY 2022
Research	13,058,650.53	12,867,700.50	14,308,964.32	12,260,273.44
Instruction	4,171,729.18	4,791,439.67	5,814,998.30	10,538,024.88
Other Sponsored Activities	18,328,674.47	26,329,019.88	59,580,063.29	25,832,382.82
<b>Total</b>	<b>35,559,054.18</b>	<b>43,988,160.05</b>	<b>79,704,025.91</b>	<b>48,630,681.14</b>

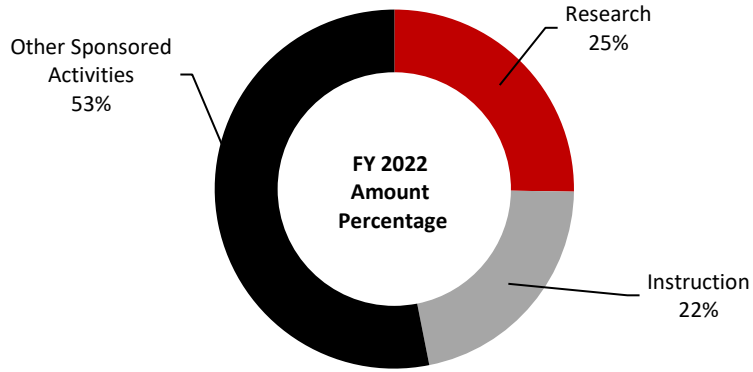


PURPOSE OF FUNDING	FY2019	FY2020	FY2021	FY2022
Research	121	127	142	139
Instruction	60	143	140	165
Other Sponsored Activities	50	55	61	67
<b>Total</b>	<b>231</b>	<b>325</b>	<b>343</b>	<b>371</b>

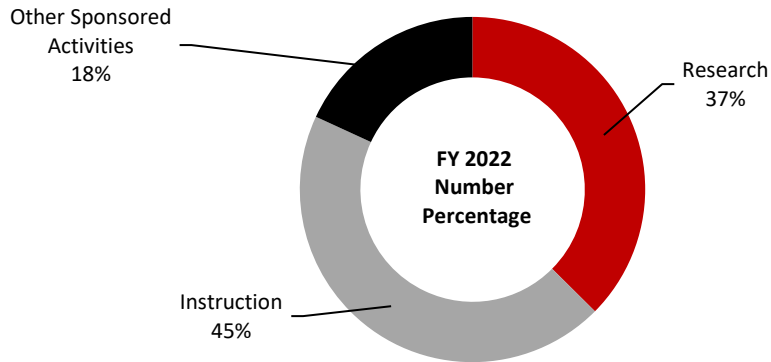
FY 20, FY 21, and FY 22 include federal relief funding through HEERF I, II, III (CARES, CRRSAA, ARP, AND SIP) Institutional Funds, GEER, and other programs specifically targeting COVID recovery efforts.



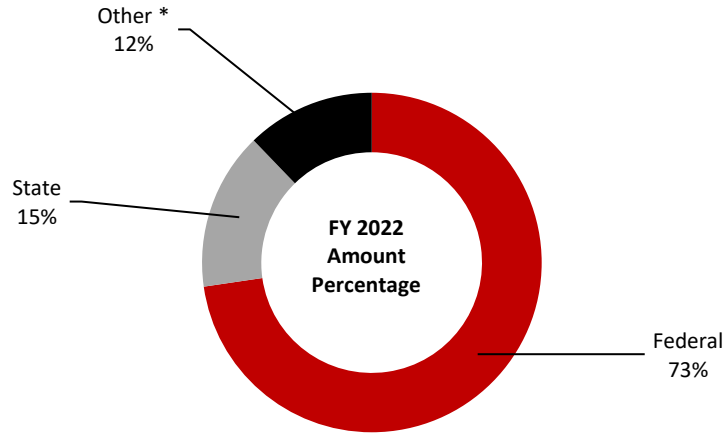
## Amounts and Numbers of Awards by Purpose



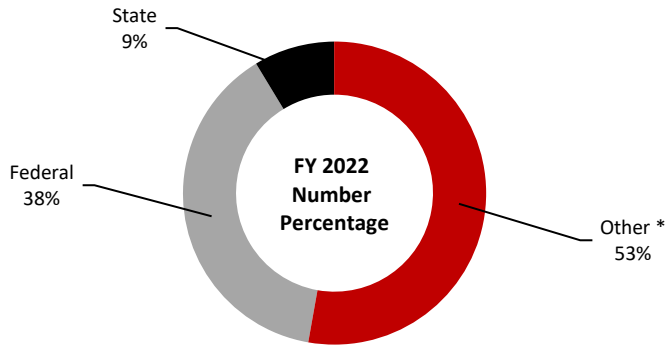
PURPOSE OF FUNDING	Amounts of Awards	Numbers of Awards
Research	12,260,273.44	139
Instruction	10,538,024.88	165
Other Sponsored Activities	25,832,382.82	67
<b>Total</b>	<b>48,630,681.14</b>	<b>371</b>



## Amounts and Numbers of Awards by Sponsor



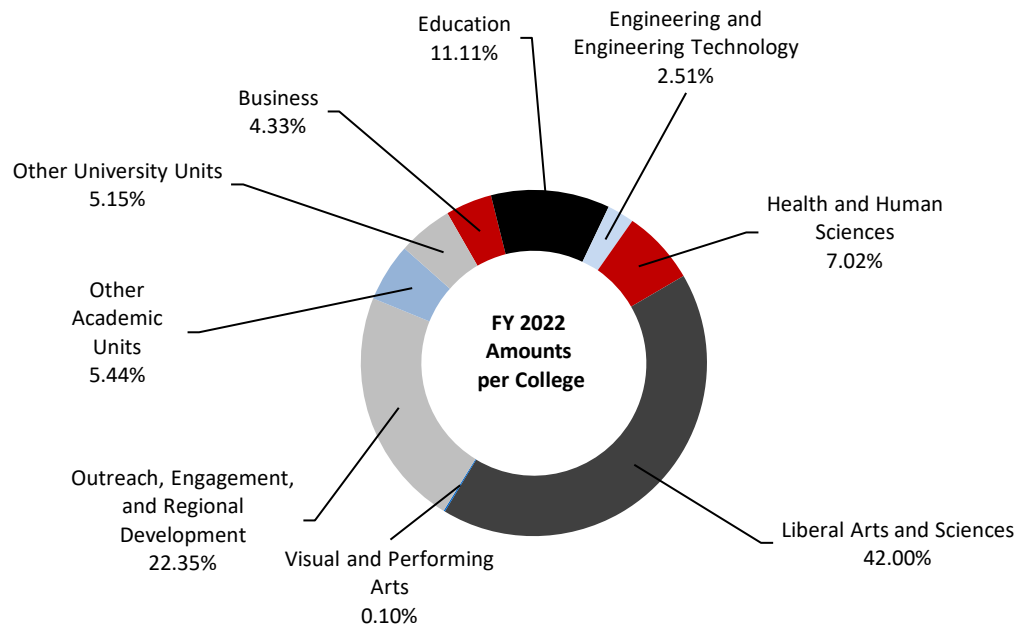
SOURCE OF FUNDING	Amounts of Awards	Numbers of Awards
Federal	35,374,584.76	143
State	7,305,063.39	32
Corporate	3,345,724.72	106
Public/Non-Profit	2,546,262.27	86
Foreign	59,046.00	4
<b>Total</b>	<b>48,630,681.14</b>	<b>371</b>



\*Other - (Corporate, Public/Non-Profit, and Foreign)



## Awards by College/Unit



COLLEGE/UNIT	FY 2019	FY 2020	FY 2021	FY 2022
Business	608,926	1,904,200.00	2,468,108.54	2,103,286.98
Education	885,167	1,760,924.97	2,426,278.10	5,402,519.13
Engineering and Engineering Technology	1,000,563	1,051,110.74	2,026,655.18	1,219,623.59
Health and Human Sciences	4,306,545	1,995,383.24	2,820,547.88	3,412,399.54
Law	124,843			
Liberal Arts and Sciences	18,193,993	18,576,795.29	19,870,109.02	20,425,585.52
Outreach, Engagement, and Regional Development	8,251,169	8,214,484.28	7,042,913.84	10,867,566.38
Visual and Performing Arts	125,293	86,900.00	74,800.00	49,881.00
Other Academic Units	2,053,585	2,861,997.26	2,546,932.09	2,645,578.26
Other University Units*	8,970	7,536,364.27	40,427,681.26	2,504,240.74
<b>Total</b>	<b>35,559,054</b>	<b>43,988,160.05</b>	<b>79,704,025.91</b>	<b>48,630,681.14</b>

FY 20, FY 21, and FY 22 include federal relief funding through HEERF I, II, III (CARES, CRRSAA, ARP, AND SIP) Institutional Funds, GEER, and other programs specifically targeting COVID recovery efforts.

## Comparison of FY 2021 and FY 2022 Amounts Awarded to Academic and Other Administrative Units

	FY 2021	FY 2022
<b>COLLEGE OF BUSINESS</b>		
Dean's Office	2,468,108.54	2,103,286.98
<b>Total College of Business</b>	<b>2,468,108.54</b>	<b>2,103,286.98</b>
<b>COLLEGE OF EDUCATION</b>		
Dean's Office		3,414,728.00
Counseling, Adult and Higher Education	6,968.65	94,306.00
Curriculum and Instruction	534,575.00	283,310.07
Educational Technology, Research, and Assessment	59,903.00	352,344.00
Kinesiology and Physical Education	58,590.00	59,991.00
Leadership, Educational Psychology and Foundations	467,449.98	539,840.06
Morgridge Office	642,621.47	
Special and Early Education	656,170.00	658,000.00
<b>Total College of Education</b>	<b>2,426,278.10</b>	<b>5,402,519.13</b>
<b>COLLEGE OF ENGINEERING AND ENGINEERING TECHNOLOGY</b>		
Dean's Office	47,808.00	130,799.00
Electrical Engineering	258,290.96	266,119.64
Engineering Technology	929,064.76	
Industrial and Systems Engineering	210,634.90	439,170.90
Mechanical Engineering	580,856.56	383,534.05
<b>Total College of Engineering and Engineering Technology</b>	<b>2,026,655.18</b>	<b>1,219,623.59</b>
<b>COLLEGE OF HEALTH AND HUMAN SCIENCES</b>		
Dean's Office	283,556.06	56,088.54
Allied Health and Communicative Disorders	5,000.00	525.00
Child Development and Family Center	390,125.28	365,089.56
Family, Consumer, and Nutrition Sciences	1,194,177.00	1,402,296.40
Nursing	285,795.32	14,300.00
School of Health Studies	115,186.22	93,774.04
School of Interdisciplinary Health Professions	546,708.00	1,480,326.00
<b>Total College of Health and Human Sciences</b>	<b>2,820,547.88</b>	<b>3,412,399.54</b>
<b>COLLEGE OF LAW</b>		
Law		
<b>Total College of Law</b>	-	-

## Comparison of FY 2021 and FY 2022 Amounts Awarded to Academic and Other Administrative Units

	FY 2021	FY 2022
<b>COLLEGE OF LIBERAL ARTS AND SCIENCES</b>		
Dean's Office	50,000.00	
Anthropology	183,454.35	131,276.00
Biological Sciences	1,201,707.16	91,338.00
Center for Latino and Latin American Studies	3,500.00	5,000.00
Center for Southeast Asian Studies	1,421,000.00	1,420,984.00
Center for the Study of Family Violence and Sexual Assault	1,764,838.69	2,263,116.36
Chemistry and Biochemistry	2,365,474.89	1,607,897.06
Computer Science	986,060.67	393,835.76
Environmental Studies	25,000.00	25,000.00
Foreign Languages and Literatures		199,780.00
Geographic and Atmospheric Sciences	598,335.00	716,887.09
Geology and Environmental Geosciences	215,303.84	1,401,184.98
History	13,812.00	54,746.00
Mathematical Sciences		195,237.00
Philosophy	300.00	
Physics	3,068,839.67	3,384,111.63
Political Science	28,020.00	
Psychology	7,775,075.65	8,226,637.23
Public Administration	156,114.50	256,835.41
Sociology	13,272.60	31,119.00
Statistics		20,600.00
<b>Total College of Liberal Arts and Sciences</b>	<b>19,870,109.02</b>	<b>20,425,585.52</b>
<b>COLLEGE OF VISUAL AND PERFORMING ARTS</b>		
Art and Design	67,000.00	40,981.00
Art Museum	7,800.00	8,900.00
<b>Total College of Visual and Performing Arts</b>	<b>74,800.00</b>	<b>49,881.00</b>
<b>OUTREACH, ENGAGEMENT AND REGIONAL DEVELOPMENT</b>		
Center for Child Welfare and Education	1,218,487.20	1,065,487.00
Center for Governmental Studies	9,062.00	33,090.00
Continuing Professional Education	116,644.00	626,514.00
Education System Center	862,840.64	947,745.50
Northern Public Radio	525,630.00	57,433.00
P-20 Center	174,580.00	6,042,810.00
Precollegiate Programs-Upward Bound	845,670.00	1,384,486.96
Report Cards	3,290,000.00	709,999.92
<b>Total Outreach, Engagement and Regional Development</b>	<b>7,042,913.84</b>	<b>10,867,566.38</b>

## Comparison of FY 2021 and FY 2022 Amounts Awarded to Academic and Other Administrative Units

	FY 2021	FY 2022
<b>OTHER ACADEMIC UNITS</b>		
Career Services		50,000.00
Center for Burma Studies		59,419.00
Diversity & Equity		25,000.00
Division of Research and Innovation Partnerships, VP	1,475,014.00	1,760,345.34
Executive Vice President and Provost	468,286.09	
Graduate School, Dean's Office	251,476.00	253,543.92
Marketing & Communications		107,570.00
Regional Technology Services	7,600.00	40,800.00
University Libraries	297,495.00	348,900.00
<b>Total Other Academic Units</b>	<b>2,499,871.09</b>	<b>2,645,578.26</b>
<b>OTHER UNIVERSITY UNITS</b>		
Administration & Finance	23,979,829.00	2,414,274.00
Controller	16,315,819.00	
Jobs Plus	44,563.00	
Presidents Office	132,033.26	89,966.74
Public Safety	2,498.00	
<b>Total Other University Units</b>	<b>40,474,742.26</b>	<b>2,504,240.74</b>
<b>Total</b>	<b>79,704,025.91</b>	<b>48,630,681.14</b>

## Amounts Awarded by Purpose

	Research	Instruction	Other Sponsored Activities
<b>COLLEGE OF BUSINESS</b>			
Dean's Office		2,103,286.98	
<b>Total College of Business</b>	-	<b>2,103,286.98</b>	-
<b>COLLEGE OF EDUCATION</b>			
Dean's Office		3,414,728.00	
Counseling, Adult and Higher Education	89,164.00	5,142.00	
Curriculum and Instruction		283,310.07	
Educational Technology, Research, and Assessment	298,344.00	54,000.00	
Kinesiology and Physical Education			59,991.00
Leadership, Educational Psychology and Foundations		539,840.06	
Morgridge Office			
Special and Early Education		658,000.00	
<b>Total College of Education</b>	<b>387,508.00</b>	<b>4,955,020.13</b>	<b>59,991.00</b>
<b>COLLEGE OF ENGINEERING AND ENGINEERING TECHNOLOGY</b>			
Dean's Office	130,799.00		
Electrical Engineering	247,038.60	19,081.04	
Industrial and Systems Engineering	332,220.90	106,950.00	
Mechanical Engineering	343,534.24		39,999.81
<b>Total College of Engineering and Engineering</b>	<b>1,053,592.74</b>	<b>126,031.04</b>	<b>39,999.81</b>
<b>COLLEGE OF HEALTH AND HUMAN SCIENCES</b>			
Dean's Office			56,088.54
Allied Health and Communicative Disorders	525.00		
Child Development and Family Center		4,916.56	360,173.00
Family, Consumer, and Nutrition Sciences		455,117.00	947,179.40
Nursing	14,300.00		
School of Health Studies	66,796.04		26,978.00
School of Interdisciplinary Health Professions	224,151.00	1,256,175.00	
<b>Total College of Health and Human Sciences</b>	<b>305,772.04</b>	<b>1,716,208.56</b>	<b>1,390,418.94</b>

## Amounts Awarded by Purpose

	Research	Instruction	Other Sponsored Activities
<b>COLLEGE OF LIBERAL ARTS AND SCIENCES</b>			
Dean's Office			
Anthropology	31,622.00		99,654.00
Biological Sciences	91,338.00		
Center for Latino and Latin American Studies	5,000.00		
Center for Southeast Asian Studies			1,420,984.00
Center for the Study of Family Violence and Sexual Assault	189,562.36		2,073,554.00
Chemistry and Biochemistry	1,607,897.06		
Computer Science	393,835.76		
Environmental Studies	25,000.00		
Foreign Language & Literature			199,780.00
Geographic and Atmospheric Sciences	716,887.09		
Geology and Environmental Geosciences	1,401,184.98		
History	5,000.00	49,746.00	
Mathematical Sciences	195,237.00		
Physics	3,319,257.72		64,853.91
Psychology	584,688.00	670,641.17	6,971,308.06
Public Administration	29,932.43	101,070.00	125,832.98
Sociology	26,119.00		5,000.00
Statistics			20,600.00
<b>Total College of Liberal Arts and Sciences</b>	<b>8,622,561.40</b>	<b>821,457.17</b>	<b>10,981,566.95</b>
<b>COLLEGE OF VISUAL AND PERFORMING ARTS</b>			
Art and Design	40,981.00		
Art Museum			8,900.00
<b>Total College of Visual and Performing Arts</b>	<b>40,981.00</b>	-	<b>8,900.00</b>
<b>OUTREACH, ENGAGEMENT, AND REGIONAL DEVELOPMENT</b>			
Center for Child Welfare and Education			1,065,487.00
Center for Governmental Studies	500.00	32,590.00	
Continuing Professional Education		270,000.00	356,514.00
Education System Center			947,745.50
Northern Public Radio			57,433.00
P-20 Center			6,042,810.00
Precollegiate-Upward Bound			1,384,486.96
Report Cards			709,999.92
<b>Total Outreach, Engagement and Regional Development</b>	<b>500.00</b>	<b>302,590.00</b>	<b>10,564,476.38</b>

## Amounts Awarded by Purpose

	Research	Instruction	Other Sponsored Activities
<b>OTHER ACADEMIC UNITS</b>			
Career Services			50,000.00
Center for Burma Studies			59,419.00
Diversity & Equity			25,000.00
Division of Research and Innovation Partnerships	1,760,345.34		
Graduate School, Dean's Office	89,012.92	164,531.00	
Marketing & Communication			107,570.00
Regional Technology Services			40,800.00
University Libraries		348,900.00	
<b>Total Other Academic Units</b>	<b>1,849,358.26</b>	<b>513,431.00</b>	<b>282,789.00</b>
<b>OTHER UNIVERSITY UNITS</b>			
Administration & Finance			2,414,274.00
Presidents Office			89,966.74
<b>Total Other University Units</b>	<b>-</b>	<b>-</b>	<b>2,504,240.74</b>
<b>Total</b>	<b>12,260,273.44</b>	<b>10,538,024.88</b>	<b>25,832,382.82</b>



## Amounts Awarded by Source

	Federal	State	Corporate	Public/Non Profit	Foreign
<b>COLLEGE OF BUSINESS</b>					
Dean's Office	16,250.00		1,854,663.81	232,373.17	
<b>Total College of Business</b>	<b>16,250.00</b>	<b>-</b>	<b>1,854,663.81</b>	<b>232,373.17</b>	<b>-</b>
<b>COLLEGE OF EDUCATION</b>					
Dean's Office	3,414,728.00				
Counseling, Adult and Higher Education				94,306.00	
Curriculum and Instruction				283,310.07	
Educational Technology, Research, and Assessment	138,244.00			214,100.00	
Kinesiology and Physical Education		59,991.00			
Leadership, Educational Psychology and Foundations				539,840.06	
Special and Early Education	350,000.00			308,000.00	
<b>Total College of Education</b>	<b>3,902,972.00</b>	<b>59,991.00</b>	<b>-</b>	<b>1,439,556.13</b>	<b>-</b>
<b>COLLEGE OF ENGINEERING AND ENGINEERING TECHNOLOGY</b>					
Dean's Office	130,799.00				
Electrical Engineering	221,118.39		45,001.25		
Industrial and Systems Engineering	24,000.00		415,170.90		
Mechanical Engineering	263,669.61	24,340.00	95,524.44		
<b>Total College of Engineering and Engineering Technology</b>	<b>639,587.00</b>	<b>24,340.00</b>	<b>555,696.59</b>	<b>-</b>	<b>-</b>
<b>COLLEGE OF HEALTH AND HUMAN SCIENCES</b>					
Dean's Office	56,088.54				
Allied Health and Communicative Disorders				525.00	
Child Development and Family Ctr	344,623.00	8,916.56		11,550.00	
Family, Consumer, and Nutrition Sciences	323,896.00	1,068,401.00		9,999.40	
Nursing	10,000.00			4,300.00	
School of Health Studies		69,162.00		24,612.04	
School of Interdisciplinary Hlth Prf	224,151.00	1,256,175.00			
<b>Total College of Health and Human Sciences</b>	<b>958,758.54</b>	<b>2,402,654.56</b>	<b>-</b>	<b>50,986.44</b>	<b>-</b>

## Amounts Awarded by Source

	Federal	State	Corporate	Public/Non Profit	Foreign
<b>COLLEGE OF LIBERAL ARTS AND SCIENCES</b>					
Anthropology	111,276.00			20,000.00	
Biological Sciences	7,048.00	38,290.00		46,000.00	
Center for Latino and Latin American Studies				5,000.00	
Center for Southeast Asian Studies	1,420,984.00				
Center for the Study of Family Violence and Sexual Assault	601,562.36	1,656,554.00		5,000.00	
Chemistry and Biochemistry	1,537,656.06		7,000.00	63,241.00	
Computer Science	393,835.76				
Environmental Studies				25,000.00	
Foreign Language & Literature	199,780.00				
Geographic and Atmospheric Sciences	301,558.07		370,292.40	45,036.62	
Geology and Environmental Geosciences	1,401,184.98				
History				8,000.00	46,746.00
Mathematical Sciences	182,637.00			12,600.00	
Physics	3,369,111.63			15,000.00	
Psychology	7,706,343.06	83,999.00	209,340.00	214,655.17	12,300.00
Public Administration	76,166.00	79,599.41		101,070.00	
Sociology			26,119.00	5,000.00	
Statistics	20,600.00				
<b>Total College of Liberal Arts and Sciences</b>	<b>17,329,742.92</b>	<b>1,858,442.41</b>	<b>612,751.40</b>	<b>565,602.79</b>	<b>59,046.00</b>
<b>COLLEGE OF VISUAL AND PERFORMING ARTS</b>					
Art and Design	14,525.00			26,456.00	
Art Museum		8,900.00			
<b>Total College of Visual and Performing Arts</b>	<b>14,525.00</b>	<b>8,900.00</b>	<b>-</b>	<b>26,456.00</b>	<b>-</b>

## Amounts Awarded by Source

	Federal	State	Corporate	Public/Non Profit	Foreign
<b>OUTREACH, ENGAGEMENT AND REGIONAL DEVELOPMENT</b>					
Center on Child Welfare and Education		1,065,487.00			
Center for Governmental Studies				33,090.00	
Continuing Professional Education	356,514.00		238,800.00	31,200.00	
Education System Center	100,000.00	847,745.50			
Northern Public Radio		57,433.00			
P-20 Center	6,042,810.00				
Precollegiate-Upward Bound	1,384,486.96				
Report Cards		709,999.92			
<b>Total Outreach, Engagement and Regional Development</b>	<b>7,883,810.96</b>	<b>2,680,665.42</b>	<b>238,800.00</b>	<b>64,290.00</b>	-
<b>OTHER ACADEMIC UNITS</b>					
Career Services		50,000.00			
Center for Burma Studies	59,419.00				
Diversity & Equity				25,000.00	
Division of Research and Innovation Partnerships, VP	1,760,345.34				
Graduate School, Dean's Office	46,000.00	112,500.00	43,012.92	52,031.00	
Marketing & Communications		107,570.00			
Regional Technology Services			40,800.00		
University Libraries	348,900.00				
<b>Total Other Academic Units</b>	<b>2,214,664.34</b>	<b>270,070.00</b>	<b>83,812.92</b>	<b>77,031.00</b>	-
<b>OTHER UNIVERSITY UNITS</b>					
Administration & Finance	2,414,274.00				
Presidents Office				89,966.74	
<b>Total Other University Units</b>	<b>2,414,274.00</b>	-	-	<b>89,966.74</b>	-
<b>Total</b>	<b>35,374,584.76</b>	<b>7,305,063.39</b>	<b>3,345,724.72</b>	<b>2,546,262.27</b>	<b>59,046.00</b>

## Amounts Awarded with Federal Funds\*\*

	FY 2019	FY 2020	FY 2021	FY 2022
Agricultural Research Service/Department of Agriculture	10,000			
Altarum Institute	308,843	314,932.00	283,556.06	
American Association of Colleges of Nursing				10,000.00
Argonne National Laboratory	1,237,954	1,663,905.67	1,424,496.66	1,369,155.05
Asia Foundation	5,000			
Association of Public and Land-Grant Universities				89,999.00
Brookhaven National Laboratory	91,200			
Bureau of Educational and Cultural Affairs/Department of State		499,546.00	550,000.00	799,984.00
Bureau of Land Management/Department of the Interior			16,824.00	
California Institute of Technology		20,000.01		10,000.00
Cherokee Nation Businesses			417,000.33	417,000.00
City of DeKalb	29,820			
Columbia University	66,253	59,355.00	101,597.17	84,195.98
Cornell University		63,602.00	63,602.00	148,010.00
Cornerstones of Science			36,052.00	
Council for International Exchange of Scholars		21,000.00		14,525.00
Department of Agriculture	25,000	50,000.00	25,000.00	
Department of Education				564,041.00
Department of Energy	447,001	355,000.00	275,000.42	
Department of Health & Human Services			22,750.00	16,250.00
Department of State	756,640	329,990.00	250,000.00	
Digital Promise Global	67,529			
Directorate for Biological Sciences/NSF		400,994.00	492,737.00	7,048.00
Directorate for Education and Human Resources/NSF		593,406.00		919,638.00
Directorate for Engineering/NSF		186,787.00	16,380.00	
Directorate for Geosciences/NSF		396,399.00		54,091.00
Directorate for Mathematics and Physical Sciences/NSF	139,878	450,000.00	530,000.00	181,902.00
Euclid Beamlabs, Inc.				25,000.00
Euclids Techlabs, LLC				45,240.00
Fermi National Accelerator Laboratory	1,028,477	867,371.55	672,926.83	1,027,879.52
Futures Without Violence		57,504.65	40,000.00	
Idaho National Laboratory		82,567.36		
Illinois Board of Higher Education			3,402,142.09	3,964,621.00
Illinois Community College Board	64,072	99,750.00		100,000.00

## Amounts Awarded with Federal Funds\*\*

	FY 2019	FY 2020	FY 2021	FY 2022
Illinois Department of Children and Family Services		7,538,363.00	8,035,754.20	6,817,267.00
Illinois Department of Healthcare and Family Services		1,695,577.28		
Illinois Department of Human Services			58,000.32	
Illinois Department of Public Health		65,000.00		
Illinois Department of Natural Resources	71,479		259,047.60	
Illinois Department of Transportation	6,970			
Illinois Institute of Technology		135,000.00	235,000.00	235,000.00
Illinois Manufacturing Excellence Center	1,576,747	1,738,422.66	1,475,014.00	1,779,426.38
Illinois Network of Child Care Resource & Referral Agencies			750,059.00	401,791.00
Illinois Space Grant Consortium			77,500.00	
Illinois State Board of Education	5,280,627	626,178.00	929,420.32	6,042,810.00
Illinois State University	102,911			
Institute of International Education		59,254.00		
Institute of Museum and Library Services		250,000.00		49,419.00
Jet Propulsion Laboratory/NASA		20,000.00	33,916.68	68,245.35
Kansas State University	1,017,875		146,863.00	50,000.00
Knowesis Inc.		417,412.32		
Learning Partnership	202,611		214,036.00	
Louisiana State University				25,729.00
NASA Goddard Institute for Space Studies	12,407			
National Aeronautics and Space Administration	71,960	150,764.72		108,978.00
National Endowment for the Humanities		348,630.00	60,000.00	368,554.00
National Heart, Lung, and Blood Institute/NIH/DHHS		372,500.00		
National Institute for Occupational Safety & Health/CDC/DHHS				24,000.00
National Institute of General Medical Sciences/NIH/DHHS	237,515	1,078,139.00	231,708.00	224,151.00
National Institute of Mental Health/NIH/DHHS			197,094.18	142,797.00
National Institute of Standards & Technology/Technology Administration/DOC		125,942.00		
National Institute on Aging/NIH/DHHS	408,171			
National Institutes of Health/DHHS	420,529	188,853.00	714,700.82	570,829.00
National Oceanic & Atmospheric Administration				166,851.07
National Park Service/Department of the Interior				90,000.00

## Amounts Awarded with Federal Funds\*\*

	<b>FY 2019</b>	<b>FY 2020</b>	<b>FY 2021</b>	<b>FY 2022</b>
National Science Foundation	3,390,487	726,276.00	2,567,216.80	2,112,114.38
New York University	55,184			
Northwestern University	401,613	85,459.00	45,276.63	22,174.00
Occupational Safety and Health Administration/ Department of Labor	99,600	99,431.00	116,644.00	356,514.00
Office of Postsecondary Education/ Department of Education	1,513,772			3,941,872.96
Office of Energy Efficiency and Renewable Energy/Department of Energy		109,194.00	1,275,828.00	
Office of Postsecondary Education/ Department of Education		8,450,483.00	38,933,021.00	
Office of Science/Department of Energy		101,000.00	274,000.03	458,000.00
Office of Special Education and Rehabilitative Services/Department of Education	851,676	841,053.55	900,000.00	600,000.00
Office on Violence Against Women/ Department of Justice	300,000			134,562.36
Pace Suburban Bus	23,250			
ProvotonVDA Inc		248,605.00	226,439.06	
Purdue University				18,877.00
Purdue University Northwest		15,000.00		
School District #205, Rockford				44,872.00
State University of New York at Stony Brook	360,666	249,722.00	211,631.91	284,163.00
Temple University	10,702			
United States Institute of Peace			28,020.00	
University Corporation for Atmospheric Research		19,652.37		
University of Central Florida		211,315.00	167,033.35	
University of Chicago	19,330	9,955.00	40,201.56	
University of Colorado, Boulder			20,011.24	
University of Illinois				56,088.54
University of Illinois at Chicago		93,136.49		11,622.00
University of Illinois at Urbana-Champaign			272,732.20	
University of Iowa				249,255.11
University of Notre Dame		6,000.00		

## Amounts Awarded with Federal Funds\*\*

	FY 2019	FY 2020	FY 2021	FY 2022
University of Wisconsin-Madison	24,987			
US Comptroller of the Currency, Chicago Office		37,500.00		
Winnebago County	66,740	420,923.15	68,921.17	70,042.06
<b>Total</b>	<b>20,805,474</b>	<b>33,046,851.78</b>	<b>67,185,155.63</b>	<b>35,374,584.76</b>

\*\*Includes federal pass-through funding



## Amounts Awarded with State Funds\*\*

	FY 2019	FY 2020	FY 2021	FY 2022
Community Coordinated Child Care			7,746.12	4,916.56
Illinois Arts Council	10,200	79,900.00	44,850.00	38,060.00
Illinois Board of Higher Education	237,185	173,598.27	251,510.32	270,070.00
Illinois Community College Board	29,975			
Illinois Criminal Justice Information Authority	35,773	99,999.00	139,722.00	83,999.00
Illinois Department of Children and Family Services	8,352,236	1,185,065.53	1,160,975.36	3,383,493.00
Illinois Department of Commerce and Economic Opportunity				49,666.98
Illinois Department of Human Services				1,256,175.00
Illinois Department of Juvenile Justice			58,590.00	59,991.00
Illinois Department of Natural Resources	418		35,303.94	
Illinois Department of Public Health	2,884,666	325,500.00	317,498.00	
Illinois Innovation Network			53,767.00	29,932.43
Illinois Network of Child Care Resource & Referral Agencies				58,000.00
Illinois State Board of Education	597,470	3,960,564.00	4,049,938.16	1,910,694.42
Illinois State Library	28,273	28,273.00	28,273.00	28,273.00
Lake County			13,272.60	
Region 1 Planning Council		90,077.00	9,062.00	
School District # 205, Rockford	18,882	24,951.90		
Southern Illinois University at Edwardsville			12,442.57	
University of Illinois at Urbana-Champaign	3,000		26,206.00	131,792.00
University of Illinois System			109,762.20	
<b>Total</b>	<b>12,198,079</b>	<b>5,967,928.70</b>	<b>6,318,919.27</b>	<b>7,305,063.39</b>

\*\*Includes State pass-through funding

## Amounts Awarded with Corporate Funds

	FY 2019	FY 2020	FY 2021	FY 2022
Abbott Nutrition				39,000.00
Advocate Aurora Health Inc.				29,795.46
AGCO Corp.			7,500.00	
Akorn Pharmaceutical Company		37,500.00		
Allstate Insurance Corp.		10,350.00		
Amazon.com, Inc.			39,000.00	29,795.46
American Family Insurance			104,708.00	370,292.40
Americold				7,500.00
Amita Health			39,000.00	
Android Industries		10,000.00		
Anthony Tucci, Ph.D., LLC				18,540.00
Aon Hewitt	27,500			
Aramark Corporation			22,750.00	16,250.00
ARBA Technology				29,795.46
AST LLC		27,500.00	27,500.00	
Aurora Specialty Textiles Group, Inc,	38,827	14,250.00		15,000.00
Austin Chemical Company, Inc.			22,750.00	16,250.00
Baxter Healthcare Corporation	27,500			
Bergstrom, Inc.		7,500.00		
Berry Global			31,975.61	28,024.39
Best Buy Co., Inc.		27,500.00	27,500.00	
Blue Agilis				40,800.00
Blue Cross Blue Shield Association		37,500.00	39,000.00	
BLUE Software		37,500.00		
Boncura Health Solutions			39,000.00	
Boost Mobile				39,000.00
Brenntag Great Lakes	27,500			
Brian Bemis Automotive Group	27,500			
Burgess-Norton Manufacturing Company		10,000.00		
Burr Ridge Professional Car Care				39,000.00
CA Management Services, LLC		37,500.00		
Calamos Investments			31,975.61	28,024.39
Caterpillar, Inc.			20,000.00	
Chalmers St. Consulting	18,420			93,605.01
ChemNova Technologies, Inc.			10,000.00	
Chicago Extruded Metals (CXM)			39,000.00	
Chocolaterie Stam				10,000.00
Clarke Mosquito Control Products, Inc.	2,980			
CliftonLarsonAllen				29,795.46
Clover Technologies Group, LLC		10,000.00		
Club Colors		10,000.00		
CMI Novacast, Inc.		24,650.00		
CNA Financial Corporation				29,795.46
Cognizant Technology Solutions		55,000.00	55,000.00	
Collins Aerospace			22,750.00	16,250.00

## Amounts Awarded with Corporate Funds

	FY 2019	FY 2020	FY 2021	FY 2022
Columbus Vegetable Oils			22,750.00	16,250.00
Convenience Concepts, Inc.		24,650.00	20,700.00	
Costco Wholesale Corporation			39,000.00	
Coyote Logistics		10,350.00		
Crane Composites, Inc.			70,984.95	
Creative Circle				28,200.00
Crowe LLP			39,000.00	
Crown Castle				28,200.00
CST Storage	7,500	7,500.00		
CTL Global, Inc.	63,400			
Cummins Allison Corp.		27,500.00	27,500.00	
Custom Aluminum Products	7,500			
CVS Health		10,350.00		
Danfoss		10,000.00		
Debt Pay Gateway				29,795.46
Digital Practice			22,750.00	16,250.00
Dirksen Center for Neuropsychology				18,540.00
Discover Financial Services			31,975.61	28,024.39
DoubleTree by Hilton			22,750.00	16,250.00
Echo Global Logistics		10,000.00	10,000.00	10,000.00
ECHO Incorporated		10,350.00		
Egret Consulting Group		24,650.00	20,700.00	
Elgin Industries			69,960.98	
Elkay Manufacturing		35,000.00	20,700.00	28,200.00
Enterprise			39,000.00	
ePost Global Shipping				43,012.92
Epsilon Marketing	27,500	27,500.00		
Experian			22,750.00	16,250.00
Ferrara Candy Company			39,000.00	
Fidelitone, Inc.			22,750.00	16,250.00
Fincantieri Marine Group				1,750.00
First Data Corporation		37,500.00		
FONA International Inc.				7,000.00
Forensic Analytical		10,000.00		
Fresenius Kabi			20,700.00	
Gathering Grounds Café	27,500			
General Electric			22,750.00	16,250.00
General Motors Company				39,999.81
Genesis Automation, Inc.			22,750.00	16,250.00
Gogo, Inc.			31,975.61	28,024.39
Google			22,750.00	16,250.00
Goose Island Brewing Co.				39,000.00
GTPL Broadband			20,700.00	
GymWisely, Inc.				31,800.00
HA International LLC			31,975.61	28,024.39

## Amounts Awarded with Corporate Funds

	FY 2019	FY 2020	FY 2021	FY 2022
HAVI		24,650.00	20,700.00	
Heel Strike			8,000.00	
Henkel			22,750.00	16,250.00
High Low Voltage Electrical, LLC		10,350.00		
Hinsdale Racquet Club, Inc.		41,380.92		
Hiwin Corporation			34,999.17	45,001.25
Hoffer Plastics		7,500.00		
Hydra-Stop LLC				39,000.00
Jamco Products	20,391			
Jersey Mike's Subs				28,200.00
Jockey International, Inc.		10,350.00		
Joliet Oncology-Hematology Associates, Ltd.		24,650.00	20,700.00	
Joseph T. Ryerson & Sons, Inc.				15,250.00
JP Morgan			39,000.00	
Kane Express, LLC		10,350.00		
Karis Global LLC		24,650.00	20,700.00	
Keyence Corporation		24,650.00	20,700.00	
Konick and Associates				37,080.00
Korn Ferry		37,500.00		
Kraft Heinz Food Company			22,750.00	16,250.00
Lakeshore Recycling Systems		65,000.00	118,951.22	95,844.24
Lee Kum Kee			39,000.00	
LegalPeople		10,350.00		
Liberty Travel			22,750.00	16,250.00
Libsys, Inc.	27,500	27,500.00		
Life Fitness, LLC		20,000.00	21,387.98	
LKQ Heavy Truck				8,500.00
LSC Communications		27,500.00		
Mars Wrigley Confectionery	27,500	27,500.00		
McDonald's Corporation		10,000.00	10,000.00	10,000.00
Merck & Co., Inc.		37,500.00		
MetLife, Inc.	40,000			
Metra				220,200.00
Midwest Groundcovers				29,795.46
Midwest Orthopaedics at Rush Medical Center			22,750.00	16,250.00
Mi-Jack Products, Inc.	122,000			
Milwaukee Tool				55,524.63
Mitsubishi Logisnext Americas				28,200.00
Monsanto	27,500			
Montrose, Inc.				41,545.20
Motorola Solutions	7,500	39,933.00		15,000.00
Muntons Malted Ingredients				39,000.00
Nalco Chemical	27,500			
National Express LLC	27,500	27,500.00		

## Amounts Awarded with Corporate Funds

	FY 2019	FY 2020	FY 2021	FY 2022
National Forwarding Co., Inc.		24,650.00	41,400.00	
National Material L.P.		27,500.00	27,500.00	
Navistar Inc.		88,000.00	39,000.00	
Nestle Brands Company			31,975.61	28,024.39
Nestle Purina Petcare				26,119.00
Nobelus LLC		29,499.60		
Northwestern Medicine Ben Gordon Ctr				23,940.00
Numerator			8,000.00	
Nutramax Laboratories	27,500			
OakHeart Center for Counseling Mediation & Consultation				18,540.00
Old Elk Distillery				28,200.00
Old World Industries, LLC		24,650.00	20,700.00	
OMD			39,000.00	
Omron Automotive Electronics, Inc.		62,150.00	20,700.00	
Option Care Enterprises, Inc.		24,650.00	20,700.00	
OptumRx		24,650.00	20,700.00	
ORBIS Corporation		10,350.00		
OSM Worldwide				28,200.00
Ozinga				16,250.00
P & P Artec				8,500.00
Panasonic	27,500			
Paragon Medical, Inc.			7,500.00	
Pediatric Consultation Center & Associates				18,540.00
Pepper Construction		24,650.00	20,700.00	
Physicians Immedicate Care, LLC		24,650.00	20,700.00	
Plitek, LLC			31,975.61	28,024.39
Power Solutions International	102,979			
Private Sponsor			36,329.18	
PSAV			39,000.00	
Purafil, Inc.			10,000.00	
PWC				39,000.00
Restoration Tools	27,500	27,500.00		
RF Code, Inc.			31,975.61	28,024.39
Richard Wolf Medical Instruments Corp.			7,500.00	7,500.00
Rock King LLC		3,750.00		
Rolls-Royce				39,000.00
Rust-Oleum			10,000.00	
RYMAC Industries LLC			25,330.00	
Salesforce	27,500			
School Health Corporation				28,200.00
Schwartz Gilligan, Ltd.		27,500.00	27,500.00	
SD Wheel		7,500.00		
Sedgwick Claims Management	27,500	27,500.00		

## Amounts Awarded with Corporate Funds

	FY 2019	FY 2020	FY 2021	FY 2022
Sherwin-Williams		37,500.00		
Sikich, LLP			39,000.00	
Six-Sigma	123,325	34,200.00		54,450.00
SKF Tools	7,500			
SKF USA Inc.		25,000.00		7,500.00
Smalley Steel Ring Company Inc.				28,200.00
Sonas Marketing			39,000.00	
SPX Flow	15,000	7,500.00		
Sterling Medical Products		41,756.40		
Strategic Coach			31,975.61	28,024.39
Stryker Orthopaedics				28,200.00
Suncast Corporation	7,500			
SureStaff Temp Services		27,500.00		
Susan Myket, Ph.D. & Associates	17,798			37,080.00
Swenson Spreader LLC			31,174.92	
Tate & Lyle				1,600.00
Teoresi, Inc.				28,200.00
The Nook 2 Daycare				39,000.00
The OCD & Anxiety Center				37,080.00
The Parts Place, Inc.			22,750.00	
The Shelby Group, LLC		10,000.00		
The Suter Company				29,795.46
Thomas Engineering Inc.		27,500.00	27,500.00	
Thomson Linear		10,350.00		
TMP Worldwide		37,500.00		
Tomasik Kotin Kasserman, LLC		15,001.32		
TouchPoint360	25,526			
Transervice		24,650.00	20,700.00	
Transform Holdco LLC		27,500.00	27,500.00	
TransNational Payments		10,000.00		
TravelClick, Inc.		37,500.00		
Triangle Package Machinery Company			86,999.00	173,070.69
UGN, Inc.				29,795.46
UniCarriers Americas Corporation		10,000.00		
UniFirst Corporate Accounts				29,795.46
United Airlines			22,750.00	
US Cellular Corp.		10,350.00		
US Foods, Inc.		62,150.00	20,700.00	39,000.00
USCS				39,000.00
USG Chicago				29,795.46
ValMatic	27,500	27,500.00		
Volta Energy Technologies, LLC	74,733			
W.W. Grainger		10,000.00		
Wahl Clipper Corporation		10,000.00		
Walgreens Company		24,650.00	20,700.00	28,200.00

## Amounts Awarded with Corporate Funds

	<b>FY 2019</b>	<b>FY 2020</b>	<b>FY 2021</b>	<b>FY 2022</b>
Walmart			22,750.00	16,250.00
Werner Co.	27,500			
WeWarriors/Amy Squared		19,000.00		
Whitt Law, LLC			2,500.00	
Woodward, Inc.	68,900	10,000.00		
Woof Beach				28,200.00
Xced Aviation Services				28,200.00
Yaskawa America, Inc.		10,350.00		
ZS Associates		10,350.00		
Zurich North America		20,700.00		
<b>Total</b>	<b>1,266,779</b>	<b>2,168,571.24</b>	<b>2,694,605.89</b>	<b>3,345,724.72</b>



## Amounts Awarded with Public/Non-Profit Funds

	FY 2019	FY 2020	FY 2021	FY 2022
Access Group, Inc.	124,843			
Alive Center NFP				28,200.00
Altrusa Club of DeKalb-Sycamore, Illinois	300			
American Academy of Implant Dentistry	20,000			
American Association for the History of Nursing, Inc.				3,000.00
American Chemical Society	110,000			63,241.00
American Council of Learned Societies		60,000.00		
American Educational Research Association				35,000.00
American Philosophical Society				6,000.00
American Speech-Language-Hearing Foundation			5,000.00	
American Society for Clinical Laboratory Sciences		783.60		
Association of American Colleges and Universities				25,000.00
Association for Assessment and Research in Counseling			1,610.65	
Association for Experiential Education		2,356.50		
Association of College and University Housing Officers-International			3,858.00	
Bartlett Public Library District				28,200.00
Black Metropolis Research Consortium		4,000.00		
Borchard Foundation Center on Law and Aging			20,000.00	
Campus Compact		3,300.00		
Capita Foundation	10,000			525.00
Charles G. Koch Charitable Foundation	14,700			
Chicago Housing Authority				31,200.00
City of Aurora				1,500.00
City of Burlington, Wisconsin	25,200			
City of Chicago			31,975.61	28,024.39
City of DeKalb				16,222.50
City of Evanston				11,932.50
City of Geneva			16,222.50	
City of Lake Forest				3,800.00
City of Naperville				18,600.00
City of North Chicago				1,000.00
City of Rockford	11,520			
City of Sun Prairie, Wisconsin	9,360			
Commission for Educational Exchange between Uruguay and the United States of America (Fulbright Uruguay)		77,299.24		133,480.15
Communities in Schools of Aurora, Inc.				
Community Coordinated Child Care	11,154			
Cornerstones of Science		5,000.00		

## Amounts Awarded with Public/Non-Profit Funds

	<b>FY 2019</b>	<b>FY 2020</b>	<b>FY 2021</b>	<b>FY 2022</b>
Corporation for Public Broadcasting		498,683.00	460,307.00	
Defiant Requiem Foundation	25,000			
DeKalb County Community Foundation	3,753	3,000.00		20,360.00
DeKalb County Economic Development Corporation	10,316	13,500.00	22,445.00	10,342.50
DeKalb County Health Department			132,033.26	89,966.74
DeKalb County History Center		2,000.00		
DeKalb County Probation				23,239.92
DeKalb County Regional Office of Education		6,075.00		
Easterseals Joliet Region	27,500			
Econ Illinois		35,000.00		
Edward-Elmhurst Healthcare		179,679.78	680,054.76	28,200.00
Elk Grove Village			16,222.50	
Friends of Nachusa Grasslands			2,000.00	
Gas Technology Institute		27,500.00	27,500.00	
Global Wildlife Conservation			4,843.00	
Golden Apple Foundation		38,707.83		
Grant (William T.) Foundation				50,000.00
Hanover Township				950.00
Harvard University		50,000.00		
Hughes (Howard) Medical Institute			50,000.00	
Illinois Association of School Business Officials		360,599.98	341,949.98	353,099.98
Illinois Comprehensive Musicianship Through Performance		18,500.00		
Illinois Network of Child Care Resource & Referral Agencies				9,999.40
Institute for Human Studies			300.00	
Institute of International Education			25,000.00	37,600.00
Intergovernmental Risk Management Agency			16,222.50	
Jack Miller Center		10,000.00		
Kreider Services, Inc.				37,080.00
Lake County			22,750.00	21,250.00
Lake County Forest Preserve District	188,693	57,793.66	112,246.62	46,000.00
Lee County Drug Court	8,316			
Little City Foundation			8,497.50	100,000.00
Live Healthy DeKalb County		1,500.00		
Lutheran Social Services of Illinois		24,650.00	20,700.00	
Manuscript Society				5,000.00
Motorola Foundation	30,000			
Museum of Science and Industry		750.00		
NASPA - Student Affairs Administrators in Higher Education			1,000.00	4,164.00
National Art Education Foundation		10,500.00		10,456.00

## Amounts Awarded with Public/Non-Profit Funds

	FY 2019	FY 2020	FY 2021	FY 2022
National Association of State Boards of Accountancy	5,900			
National Association of School Psychologists				6,952.50
National Gallery of Art			7,000.00	
Nature Conservancy	5,000	6,000.00	6,000.00	
New York Life Foundation	100,000			
North West Housing Partnership				28,200.00
Northern Illinois Food Bank	23,853	5,286.15	19,211.22	20,102.04
Northwestern Medicine	2,500		22,750.00	16,250.00
Northwestern University			70,975.61	28,024.39
Not-For-Profit Resources, Inc.				3,440.00
Oakton Community College			31,975.61	28,024.39
Office Ergonomics Research Committee	28,000			
Ohio University		338,232.00	297,495.00	
Opportunity DeKalb			16,222.50	
Pacific Rim Conservation		10,000.00		
Partnership for College Completion			12,000.00	
Primate Conservation, Inc.	4,100		2,230.00	
Professional and Organizational Development Network in Higher Education	3,750			
Public Financial Publications, Inc.		9,500.00		
Region 1 Planning Council			18,585.00	
Robert H. N. Ho Family Foundation		134,400.00		
Rochelle Area Community Foundation		1,500.00		
Rochelle Elementary Education Association		60,000.00		
Rush University Medical Center		37,500.00	39,000.00	
Safe Toddles, Inc.				160,100.00
Sauk Valley College Foundation		500.00		
School District # 33, West Chicago		1,000.00		
School District # 46, Elgin		220,000.00	192,000.00	208,000.00
School District # 88, Plano		44,000.00	66,000.00	
School District # 96, Kildeer Countryside Community Consolidated		164,000.00	132,000.00	88,000.00
School District # 101, Batavia				14,677.50
School District # 131, East Aurora			1,000.00	8,500.00
School District # 145, Freeport Public Schools			5,670.00	8,070.00
School District # 187, North Chicago				54,000.00
School District # 201U, Crete-Monee			8,050.00	
School District # 203, Naperville				19,427.50
School District # 205, Elmhurst Community Unit		66,000.00	110,000.00	
School District # 205, Rockford			169,515.95	232,000.00
School District # 212, Leyden High			2,000.00	
School District # 225, Glenbrook			2,000.00	
School District # 280, Mendota				5,142.00

## Amounts Awarded with Public/Non-Profit Funds

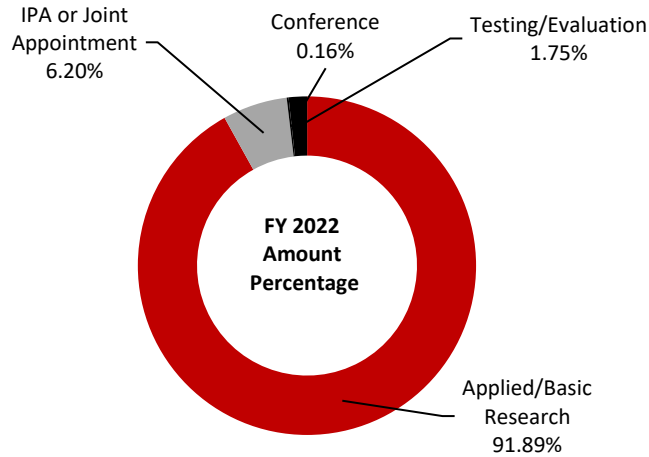
	FY 2019	FY 2020	FY 2021	FY 2022
School District # 303, St. Charles				48,568.75
School District # 425, Indian Creek				19,427.50
School District # 428, DeKalb Community Unit		4,000.00	23,500.00	19,427.50
School of Expressive Arts and Learning (S.E.A.L.)			2,000.00	
Sheltered Village, Inc.				22,500.00
Simons Foundation		14,000.00		
Society for the Study of School Psychology	1,725			3,354.00
Springfield Sangamon Growth Alliance			1,600.00	
The 21st Century Institute		6,628.05		
Unidata Program Center (UPC)				1,500.00
Universities Research Association, Inc.	28,300	15,000.00	15,000.00	15,000.00
University of Arkansas				10,000.00
University of California, San Diego	2,531			45,036.62
University of Chicago - Medicine	55,000	65,000.00		
University of Michigan	45,034	17,491.00	14,303.00	
University of Nebraska			3,500.00	5,000.00
Village of Belleville, WI	28,548			
Village of Carol Stream	41,131			
Village of Coal City				13,905.00
Village of Glen Ellyn			17,792.00	
Village of Glenview				4,900.00
Village of Gurnee			10,815.00	
Village of Hawthorn Woods	27,000			
Village of Hinsdale			5,407.50	
Village of Hoffman Estates			13,905.00	
Village of Lake Zurich	16,170			
Village of Mukwonago, Wisconsin	27,000			
Village of Niles				400.00
Village of Oswego	27,000			16,222.50
Village of Roselle	30,600			
Village of Schaumburg				16,222.50
Village of Schiller Park			16,222.50	
Village of Skokie				16,222.50
Village of Tinley Park	34,500			
Village of Wilmette	10,800			
Village of Winfield	27,000			
Waubensee Community College	5,088	49,458.60	62,476.00	52,031.00
Wenner-Gren Foundation	19,795			20,000.00
Winnebago County				5,000.00
Yale University		1,000.00		
<b>Total</b>	<b>1,230,981</b>	<b>2,761,674.39</b>	<b>3,440,940.77</b>	<b>2,546,262.27</b>

## Amounts Awarded with Foreign Funds

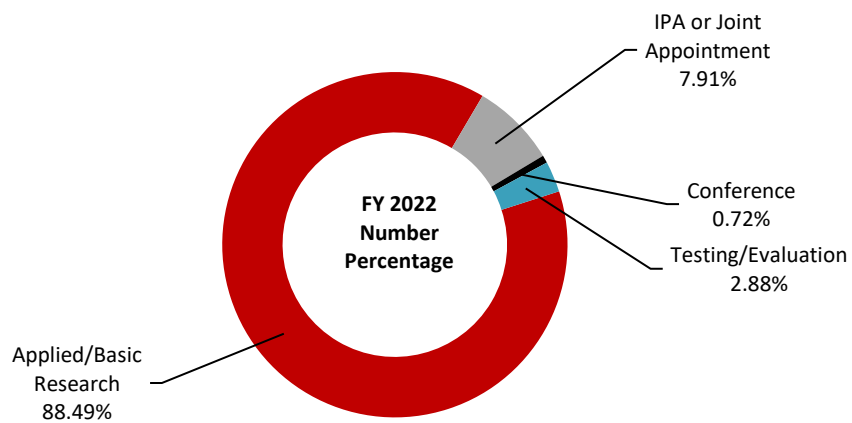
	FY 2019	FY 2020	FY 2021	FY 2022
American Academy in Berlin				20,000.00
Centre Roland Mousnier		4,579.00		
Freie Universitat Berlin				18,296.00
Miaoli County Government Education Department, Taiwan	57,924		12,912.05	
Ministry of Science, Technology and Productive Innovation of Argentina		3,000.00		
Russian Science Foundation		16,700.00	13,812.00	
Stiftung Mercator		14,310.00		8,450.00
University of Ottawa		4,544.94	37,680.30	12,300.00
<b>Total</b>	<b>57,924</b>	<b>43,133.94</b>	<b>64,404.35</b>	<b>59,046.00</b>

# Research

## Research Awards by Purpose

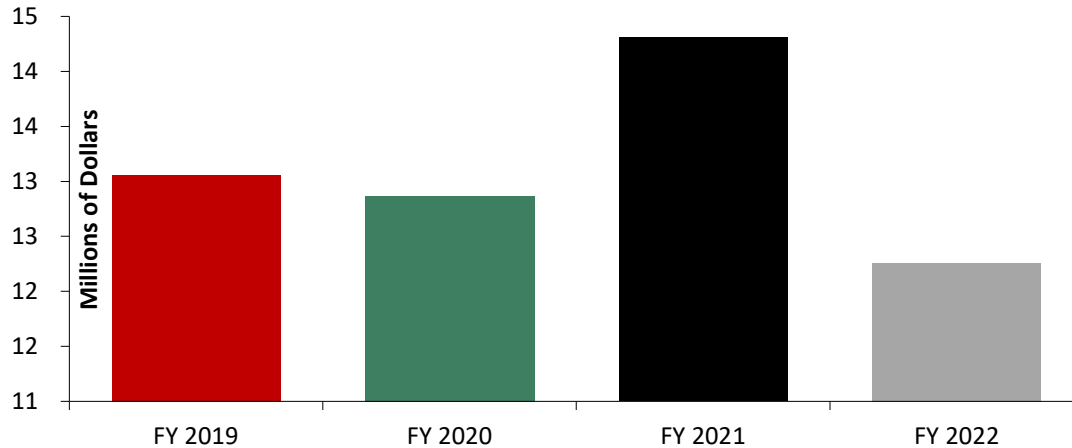


<b>PURPOSE OF FUNDING</b>	<b>Amount of Awards</b>	<b>Number of Awards</b>
Applied/Basic Research	11,265,640.40	123
IPA or Joint Appointment	760,546.05	11
Conference	20,000.00	1
Testing/Evaluation	214,086.99	4
<b>Total</b>	<b>12,260,273.44</b>	<b>139</b>





## Research Awards by College and Sponsor



### College Comparison

COLLEGE/UNIT	FY 2019	FY 2020	FY 2021	FY 2022
Business	5,900			
Education	76,806	24,952	687,518.12	387,508.00
Engineering and Engineering Technology	673,838	719,661	2,004,155.18	1,053,592.74
Health and Human Sciences	3,258,352	840,627	826,536.22	305,772.04
Law				
Liberal Arts and Sciences				
Life, Physical and Mathematical Sciences	6,178,566	8,376,268	8,376,268.37	7,750,637.61
Social Sciences	811,317	780,472	780,472.43	871,923.79
Visual and Performing Arts	90,093	60,500	67,000.00	40,981.00
Outreach Engagement, and Regional				
Development	337,281	195,736		500.00
Other Academic Units	1,626,497	1,684,423	1,567,014.00	1,849,358.26
Other University Units				
<b>Total</b>	<b>13,058,651</b>	<b>12,682,639</b>	<b>14,308,964.32</b>	<b>12,260,273.44</b>

### FY 2020 Research Awards by Sponsor

Sponsor	Amount	Amount Percentage	Number of Awards	Number Percentage
Federal	10,707,167.25	87.33%	98	70.50%
State	134,746.43	1.10%	4	2.88%
Corporate	855,171.10	6.98%	12	8.63%
Public/Non-Profit	550,888.66	4.49%	24	17.27%
Foreign	12,300.00	0.10%	1	0.72%
<b>Total</b>	<b>12,260,273.44</b>	<b>100.00%</b>	<b>139</b>	<b>100.00%</b>

## Research Awards by Department

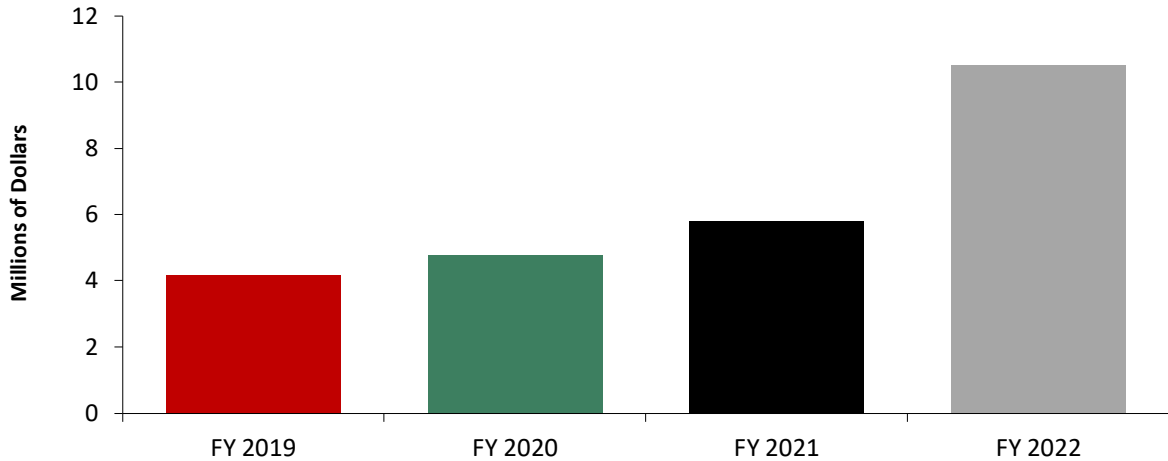
	FY 2019	FY 2020	FY 2021	FY 2022
<b>COLLEGE OF BUSINESS</b>				
Accountancy	5,900			
<b>Total College of Business</b>	<b>5,900</b>	-	-	-
<b>COLLEGE OF EDUCATION</b>				
Counseling, Adult and Higher Education			6,468.65	89,164.00
Educational Technology, Research, and Assessment	76,806	24,951.90	38,428.00	298,344.00
Morgridge Office			642,621.47	
<b>Total College of Education</b>	<b>76,806</b>	<b>24,951.90</b>	<b>687,518.12</b>	<b>387,508.00</b>
<b>COLLEGE OF ENGINEERING AND ENGINEERING TECHNOLOGY</b>				
Dean's Office		144,933.01	47,808.00	130,799.00
Electrical Engineering	9,195	15,000.00	258,290.96	247,038.60
Engineering Technology	74,733	194,681.10	929,064.76	
Industrial and Systems Engineering	355,008	80,447.00	188,134.90	332,220.90
Mechanical Engineering	234,902	284,599.63	580,856.56	343,534.24
<b>Total College of Engineering and Engineering Technology</b>	<b>673,838</b>	<b>719,660.74</b>	<b>2,004,155.18</b>	<b>1,053,592.74</b>
<b>COLLEGE OF HEALTH AND HUMAN SCIENCES</b>				
Dean's Office	459,398			
Allied Health and Communicative Disorders	10,000		5,000.00	525.00
Nursing	10,000	198,853.00	185,848.00	14,300.00
School of Health Studies	2,516,453	82,515.24	88,980.22	66,796.04
School of Interdisciplinary Health Professions	262,502	559,259.00	546,708.00	224,151.00
<b>Total College of Health and Human Sciences</b>	<b>3,258,352</b>	<b>840,627.24</b>	<b>826,536.22</b>	<b>305,772.04</b>
<b>COLLEGE OF LIBERAL ARTS AND SCIENCES</b>				
Dean's Office				
Anthropology	23,895	211,315.00	183,454.35	31,622.00
Biological Sciences	586,314	1,122,551.38	1,201,707.16	91,338.00
Center for Latino and Latin American Studies			3,500.00	5,000.00
Center for Southeast Asian Studies		134,400.00		
Center for the Study of Family Violence and Sexual Assault	55,184	770,516.32	75,000.00	189,562.36
Chemistry and Biochemistry	1,052,810	1,716,649.39	2,365,474.89	1,607,897.06

## Research Awards by Department

	FY 2019	FY 2020	FY 2021	FY 2022
Communication				
Computer Science	269,956	798,265.78	986,060.67	393,835.76
Economics	19,330	9,955.00		
Environmental Studies		593,406.00	25,000.00	25,000.00
Geographic and Atmospheric Sciences	41,131	19,652.37	579,390.00	716,887.09
Geology and Environmental Geosciences	939,171	792,243.00	215,303.84	1,401,184.98
History		124,589.00	13,812.00	5,000.00
Mathematical Sciences	99,143	14,000.00		195,237.00
Philosophy			300.00	
Physics	3,166,791	2,633,972.78	3,003,331.81	3,319,257.72
Political Science	14,700		28,020.00	
Psychology	657,541	400,285.94	463,113.48	584,688.00
Public Administration				29,932.43
Sociology	40,667		13,272.60	26,119.00
Statistics	23,250			
<b>Total College of Liberal Arts and Sciences</b>	<b>6,989,883</b>	<b>9,341,801.96</b>	<b>9,156,740.80</b>	<b>8,622,561.40</b>
<b>COLLEGE OF VISUAL AND PERFORMING ARTS</b>				
Art and Design	90,093	60,500.00	67,000.00	40,981.00
<b>Total College of Visual and Performing Arts</b>	<b>90,093</b>	<b>60,500.00</b>	<b>67,000.00</b>	<b>40,981.00</b>
<b>OUTREACH, ENGAGEMENT, AND REGIONAL DEVELOPMENT</b>				
Center for Governmental Studies				500.00
Education Systems Center		145,000.00		
Regional Development Institute	337,281	50,736.00		
<b>Total Outreach, Engagement, and Regional Development</b>	<b>337,281</b>	<b>195,736.00</b>	<b>-</b>	<b>500.00</b>
<b>OTHER ACADEMIC UNITS</b>				
Administration and Finance				
Division of Research and Innovation				
Partnerships	1,576,747	1,638,422.66	1,475,014.00	1,760,345.34
Faculty Development	3,750			
Graduate School	46,000	46,000.00	92,000.00	89,012.92
<b>Total Other Academic Units</b>	<b>1,626,497</b>	<b>1,684,422.66</b>	<b>1,567,014.00</b>	<b>1,849,358.26</b>
<b>Total Research</b>	<b>13,058,651</b>	<b>12,867,700.50</b>	<b>14,308,964.32</b>	<b>12,260,273.44</b>
<b>Total Funding</b>	<b>35,559,054</b>	<b>43,988,160.05</b>	<b>79,704,025.91</b>	<b>48,630,681.14</b>

# Instruction

## Instruction by College and Sponsor



### College Comparison

COLLEGE/UNIT	FY 2019	FY 2020	FY 2021	FY 2022
Business	603,026	1,904,200.00	2,468,108.54	2,103,286.98
Education	610,000	1,735,973.07	1,680,169.98	4,955,020.13
Engineering and Engineering Technology	296,725	331,450.00	22,500.00	126,031.04
Health and Human Sciences	349,670	355,430.00	1,047,684.28	1,716,208.56
Law				
Liberal Arts and Sciences	514,988	229,428.00	425,059.50	821,457.17
Visual and Performing Arts		18,500.00		
Outreach, Engagement, and Regional Development	1,675,231	35,000.00		302,590.00
Other Academic Units	122,088	181,458.60	171,476.00	513,431.00
Other University Units				
<b>Total</b>	<b>4,171,729</b>	<b>4,791,439.67</b>	<b>5,814,998.30</b>	<b>10,538,024.88</b>

### FY 2022 Instruction Awards by Sponsor

Sponsor	Amount	Amount Percentage	Number of Awards	Number Percentage
Federal	4,456,127.04	42.29%	8	4.85%
State	1,771,540.56	16.81%	6	3.64%
Corporate	2,409,753.81	22.87%	92	55.76%
Public/Non-Profit	1,853,857.47	17.59%	56	33.94%
Foreign	46,746.00	0.44%	3	1.82%
<b>Total</b>	<b>10,538,024.88</b>	<b>100.00%</b>	<b>165</b>	<b>100.00%</b>

## Instruction Awards by Department

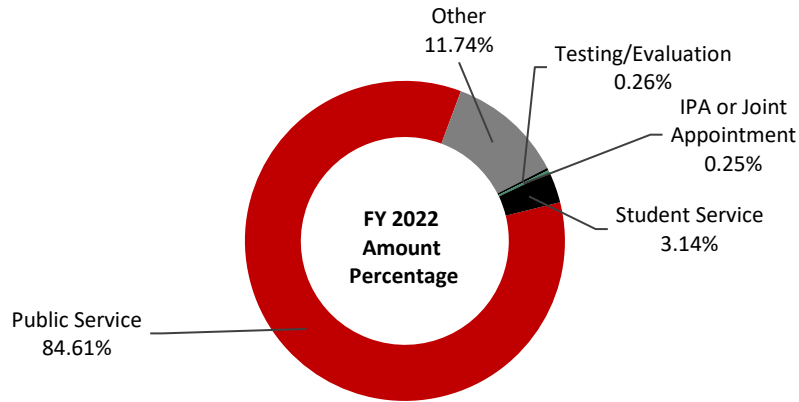
	FY 2019	FY 2020	FY 2021	FY 2022
<b>COLLEGE OF BUSINESS</b>				
Dean's Office	603,026	1,904,200.00	2,468,108.54	2,103,286.98
<b>Total College of Business</b>	<b>603,026</b>	<b>1,904,200.00</b>	<b>2,468,108.54</b>	<b>2,103,286.98</b>
<b>COLLEGE OF EDUCATION</b>				
Dean's Office		41,064.33		3,414,728.00
Counseling, Adult and Higher Education			500.00	5,142.00
Curriculum and Instruction		636,299.24	534,575.00	283,310.07
Educational Technology, Research, and Assessment			21,475.00	54,000.00
Kinesiology and Physical Education		41,380.92		
Leadership, Educational Psychology and Foundations		367,228.03	467,449.98	539,840.06
Special and Early Education	610,000	650,000.55	656,170.00	658,000.00
<b>Total College of Education</b>	<b>610,000</b>	<b>1,735,973.07</b>	<b>1,680,169.98</b>	<b>4,955,020.13</b>
<b>COLLEGE OF ENGINEERING AND ENGINEERING TECHNOLOGY</b>				
Dean's Office		208,000.00		
Electrical Engineering				19,081.04
Industrial Engineering	296,725	123,450.00	22,500.00	106,950.00
<b>Total College of Engineering and Technology</b>	<b>296,725</b>	<b>331,450.00</b>	<b>22,500.00</b>	<b>126,031.04</b>
<b>COLLEGE OF HEALTH AND HUMAN SCIENCES</b>				
Child Development and Family Center			15,065.28	4,916.56
Family, Consumer and Nutrition Sciences		355,430.00	1,032,619.00	455,117.00
Nursing	349,670			
School of Interdisciplinary Health Professions				1,256,175.00
<b>Total College of Health and Human Sciences</b>	<b>349,670</b>	<b>355,430.00</b>	<b>1,047,684.28</b>	<b>1,716,208.56</b>
<b>COLLEGE OF LIBERAL ARTS AND SCIENCES</b>				
Biological Sciences	5,000			
Center for Nonprofit and NGO Studies		12,075.00		
Environmental Studies		3,300.00		
Geographic and Atmospheric Sciences	10,316	13,500.00	18,945.00	
History				49,746.00
Psychology	259,474	191,053.00	250,000.00	670,641.17
Public Administration	240,198	9,500.00	156,114.50	101,070.00
<b>Total College of Liberal Arts and Sciences</b>	<b>514,988</b>	<b>229,428.00</b>	<b>425,059.50</b>	<b>821,457.17</b>

	<b>FY 2019</b>	<b>FY 2020</b>	<b>FY 2021</b>	<b>FY 2022</b>
<b>OUTREACH, ENGAGEMENT AND REGIONAL DEVELOPMENT</b>				
Center for Governmental Studies				32,590.00
Continuing Professional Education				270,000.00
Illinois Council on Economic Education		35,000.00		
P-20 Center	1,675,231			
<b>Total Outreach, Engagement and Regional Development</b>	<b>1,675,231</b>	<b>35,000.00</b>	<b>-</b>	<b>302,590.00</b>
<b>COLLEGE OF VISUAL AND PERFORMING ARTS</b>				
Music		18,500.00		
<b>Total College of Visual and Performing Arts</b>		<b>18,500.00</b>	<b>-</b>	<b>-</b>
<b>OTHER ACADEMIC UNITS</b>				
Executive VP and Provost			12,000.00	
Graduate School	122,088	181,458.60	159,476.00	164,531.00
University Libraries				348,900.00
<b>Total Other Academic Units</b>	<b>122,088</b>	<b>181,458.60</b>	<b>171,476.00</b>	<b>513,431.00</b>
<b>Total Instruction</b>	<b>4,171,729</b>	<b>4,791,439.67</b>	<b>5,814,998.30</b>	<b>10,538,024.88</b>
<b>Total Funding</b>	<b>35,559,054</b>	<b>43,998,160.05</b>	<b>79,704,025.91</b>	<b>48,630,681.14</b>

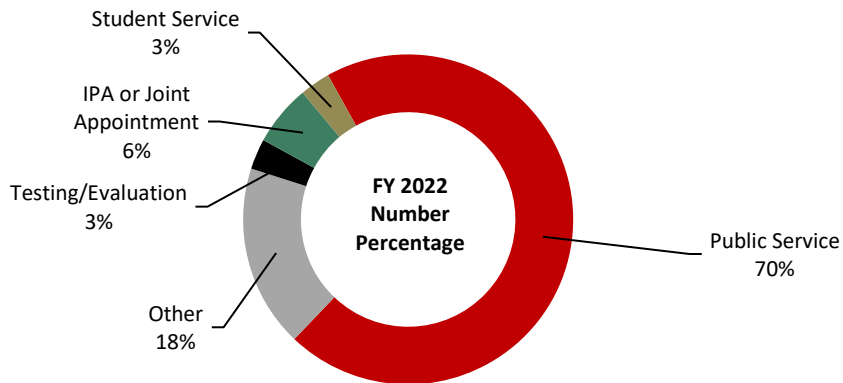
# Other Sponsored Activities



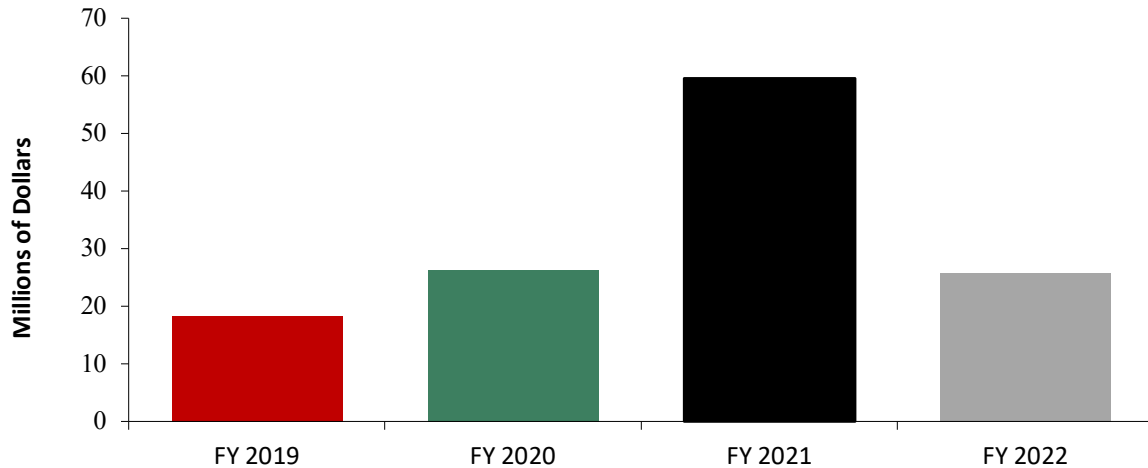
## Other Sponsored Activities by Purpose



PURPOSE OF FUNDING	Amount of Awards	Number of Awards
Public Service	21,855,695.10	47
Other	3,033,075.00	12
Testing/Evaluation	66,977.81	2
IPA or Joint Appointment	64,853.91	4
Student Service	811,781.00	2
<b>Total</b>	<b>25,832,382.82</b>	<b>67</b>



## Other Sponsored Activities Awards



### College Comparison

COLLEGE/UNIT	FY 2019	FY 2020	FY 2021	FY 2022
Business				
Education	198,361		58,590.00	59,991.00
Engineering and Engineering Technology	30,000			39,999.81
Health and Human Sciences	698,523	799,326.00	946,327.38	1,390,418.94
Law	124,843			
Liberal Arts and Sciences	10,689,121	9,005,565.33	10,288,308.72	10,981,566.95
Visual and Performing Arts	35,200	7,900.00	7,800.00	8,900.00
Outreach, Engagement, and Regional Development	6,238,657	7,983,748.28	7,042,913.84	10,564,476.38
Other Academic Units	305,000	996,116.00	761,381.09	282,789.00
Other University Units*	8,970	7,536,364.27	40,474,742.26	2,504,240.74
<b>Total</b>	<b>18,328,674</b>	<b>26,329,019.88</b>	<b>59,580,063.29</b>	<b>25,832,382.82</b>

### FY 2022 Other Sponsored Activities Awards by Sponsor

Sponsor	Amount	Amount Percentage	Number of Awards	Number Percentage
Federal	20,211,290.47	78.24%	37	55.22%
State	5,398,776.40	20.90%	22	32.84%
Corporate	80,799.81	0.31%	2	2.99%
Public/Non-Profit	141,516.14	0.55%	6	8.96%
Foreign		0.00%		0.00%
<b>Total</b>	<b>25,832,382.82</b>	<b>100.00%</b>	<b>67</b>	<b>100.00%</b>

\*The FY 2022 amount for Other University Units includes the institutional portion of funding authorized under the Coronavirus Response and Relief Supplemental Appropriations Act (CRRSAA) and the American Rescue Plan (ARP).

## Other Sponsored Activities Awards by Department

	FY 2019	FY 2020	FY 2021	FY 2022
<b>COLLEGE OF EDUCATION</b>				
Counseling, Adult and Higher Education	129,975			
Curriculum and Instruction	857			
Kinesiology and Physical Education			58,590.00	59,991.00
Morgridge Office	67,529			
<b>Total College of Education</b>	<b>198,361</b>	-	<b>58,590.00</b>	<b>59,991.00</b>
<b>COLLEGE OF ENGINEERING AND ENGINEERING TECHNOLOGY</b>				
Dean's Office	30,000	30,000.00	30,000.00	
Mechanical Engineering				39,999.81
<b>Total College of Engineering and Engineering Technology</b>	<b>30,000</b>	<b>30,000.00</b>	<b>30,000.00</b>	<b>39,999.81</b>
<b>COLLEGE OF HEALTH AND HUMAN SCIENCES</b>				
Dean's Office	308,843	314,932.00	283,556.06	56,088.54
Allied Health and Communicative Disorders		2,500.00		
Child Development and Family Center	12,768		375,060.00	360,173.00
Family, Consumer, and Nutrition Sciences	266,727	416,894.00	161,558.00	947,179.40
Nursing	110,185		99,947.32	
School of Health Studies		65,000.00	26,206.00	26,978.00
<b>Total College of Health and Human Sciences</b>	<b>698,523</b>	<b>799,326.00</b>	<b>946,327.38</b>	<b>1,390,418.94</b>
<b>COLLEGE OF LAW</b>				
College of Law Faculty	124,843	124,842.84	124,842.84	
<b>Total College of Law</b>	<b>124,843</b>	<b>124,842.84</b>	<b>124,842.84</b>	-
<b>COLLEGE OF LIBERAL ARTS AND SCIENCES</b>				
Dean's Office			50,000.00	
Anthropology				99,654.00
Center for Southeast Asian Studies	1,377,640	1,450,536.00	1,421,000.00	1,420,984.00
Center for the Study of Family Violence and Sexual Assault	1,445,458	603,145.65	1,689,838.69	2,073,554.00
Chemistry and Biochemistry	1,000,000			
Foreign Languages and Literatures				199,780.00
Geographic and Atmospheric Sciences	40,000			
Physics	263,417		65,507.86	64,853.91
Political Science		10,000.00		
Psychology	6,562,605	6,941,883.68	7,061,962.17	6,971,308.06
Public Administration				125,832.98
Sociology				5,000.00
Statistics				20,600.00
<b>Total College of Liberal Arts and Sciences</b>	<b>10,689,121</b>	<b>9,005,565.33</b>	<b>10,288,308.72</b>	<b>10,981,566.95</b>

## Other Sponsored Activities Awards by Department

	FY 2019	FY 2020	FY 2021	FY 2022
<b>COLLEGE OF VISUAL AND PERFORMING ARTS</b>				
Art Museum	10,200	7,900.00	7,800.00	8,900.00
Music	25,000			
<b>Total College of Visual and Performing Arts</b>	<b>35,200</b>	<b>7,900.00</b>	<b>7,800.00</b>	<b>8,900.00</b>
<b>OUTREACH, ENGAGEMENT, AND REGIONAL DEVELOPMENT</b>				
VP Office				
Center for Child Welfare and Education	1,464,560	1,403,722.00	1,218,487.20	1,065,487.00
Center for Governmental Studies	247,800	97,634.00	9,062.00	
Continuing Professional Education	99,600	99,431.00	116,644.00	356,514.00
Education Systems Center		157,250.00	862,840.64	947,745.50
Northern Illinois Ctr for Nonprofit Excellence		1,695,577.28		
Northern Public Radio	28,273	598,956.00	525,630.00	57,433.00
P-20 Center	2,022,379	431,178.00	174,580.00	6,042,810.00
Precollegiate-Upward Bound	626,045		845,670.00	1,384,486.96
Reports Cards	1,749,999	3,500,000.00	3,290,000.00	709,999.92
<b>Total Outreach, Engagement, and Regional Development</b>	<b>6,238,657</b>	<b>7,983,748.28</b>	<b>7,042,913.84</b>	<b>10,564,476.38</b>
<b>OTHER ACADEMIC UNITS</b>				
Career Services				50,000.00
Center for Burma Studies	5,000	250,000.00		59,419.00
Diversity & Equity				25,000.00
Executive Vice President and Provost	300,000		456,286.09	
International Student and Scholar Services		59,254.00		
Marketing & Communications				107,570.00
Regional Technology Services			7,600.00	40,800.00
University Libraries		686,862.00	297,495.00	
<b>Total Other Academic Units</b>	<b>305,000</b>	<b>996,116.00</b>	<b>761,381.09</b>	<b>282,789.00</b>
<b>OTHER UNIVERSITY UNITS</b>				
Administration & Finance			23,979,829.00	2,414,274.00
Controller		7,412,589.00	16,315,819.00	
Jobs Plus		31,598.27	44,563.00	
Presidents Office			132,033.26	89,966.74
Public Safety	8,970	2,100.00	2,498.00	
Student Affairs		90,077.00		
<b>Total Other University Units</b>	<b>8,970</b>	<b>7,536,364.27</b>	<b>40,474,742.26</b>	<b>2,504,240.74</b>
<b>Total Other Sponsored Activities</b>	<b>18,328,674</b>	<b>26,329,019.88</b>	<b>59,580,063.29</b>	<b>25,832,382.82</b>
<b>Total Funding</b>	<b>35,559,054</b>	<b>43,988,160.05</b>	<b>79,704,025.91</b>	<b>48,630,681.14</b>

## FY 2022 Awards Detail

### COLLEGE OF BUSINESS

#### College of Business

Park, Daewoo, Experiential Learning Center Corporate Project, P & P Artec, (Instructional Programs), \$8,500

Park, Daewoo, Experiential Learning Center Corporate Project, LKQ Heavy Truck, (Instructional Programs), \$8,500

Park, Daewoo, Experiential Learning Center Corporate Project, Lakeshore Recycling Systems, (Instructional Programs), \$10,000

Park, Daewoo, Experiential Learning Center Corporate Project, Chocolaterie Stam, (Instructional Programs), \$10,000

Park, Daewoo, Experiential Learning Center Corporate Project, Echo Global Logistics, (Instructional Programs), \$10,000

Park, Daewoo, Experiential Learning Center Corporate Project, McDonald's Corporation, (Instructional Programs), \$10,000

Park, Daewoo, Business in Action Corporate Project, Unidata Program Center (UPC), (Instructional Programs), \$1,500

Park, Daewoo, Business in Action Corporate Project, City of Aurora, (Instructional Programs), \$1,500

Preston, Anthony W, One-Year MBA Contract Courses (Chicago), Muntons Malted Ingredients, (Instructional Programs), \$39,000

Preston, Anthony W, One-Year MBA Contract Courses (Chicago), Boost Mobile, (Instructional Programs), \$39,000

Preston, Anthony W, One-Year MBA Contract Courses (Chicago), Rolls-Royce, (Instructional Programs), \$39,000

Preston, Anthony W, One-Year MBA Contract Courses (Chicago), US Foods, Inc., (Instructional Programs), \$39,000

Preston, Anthony W, One-Year MBA Contract Courses (Chicago), Burr Ridge Professional Car Care, (Instructional Programs), \$39,000

Preston, Anthony W, One-Year MBA Contract Courses (Chicago), PWC, (Instructional Programs), \$39,000

Preston, Anthony W, One-Year MBA Contract Courses (Chicago), Abbott Nutrition, (Instructional Programs), \$39,000

Preston, Anthony W, One-Year MBA Contract Courses (Chicago), USCS, (Instructional Programs), \$39,000

Preston, Anthony W, One-Year MBA Contract Courses (Chicago), Hydra-Stop LLC, (Instructional Programs), \$39,000

Preston, Anthony W, One-Year MBA Contract Courses (Chicago), Goose Island Brewing Co., (Instructional Programs), \$39,000

Preston, Anthony W, One-Year MBA Contract Courses (Chicago), The Nook 2 Daycare, (Instructional Programs), \$39,000

Preston, Anthony W, One-Year MBA Contract Courses (Chicago), GymWisely, Inc., (Instructional Programs), \$31,800

Preston, Anthony W, One-Year MBA Contract Courses (Schaumburg), Edward-Elmhurst Healthcare, (Instructional Programs), \$28,200

Preston, Anthony W, One-Year MBA Contract Courses (Schaumburg), Creative Circle, (Instructional Programs), \$28,200

Preston, Anthony W, One-Year MBA Contract Courses (Schaumburg), Bartlett Public Library District, (Instructional Programs), \$28,200

Preston, Anthony W, One-Year MBA Contract Courses (Schaumburg), Woof Beach, (Instructional Programs), \$28,200

Preston, Anthony W, One-Year MBA Contract Courses (Schaumburg), Xced Aviation Services, (Instructional Programs), \$28,200

Preston, Anthony W, One-Year MBA Contract Courses (Schaumburg), OSM Worldwide, (Instructional Programs), \$28,200

Preston, Anthony W, One-Year MBA Contract Courses (Schaumburg), North West Housing Partnership, (Instructional Programs), \$28,200

Preston, Anthony W, One-Year MBA Contract Courses (Schaumburg), Alive Center NFP, (Instructional Programs), \$28,200

Preston, Anthony W, One-Year MBA Contract Courses (Schaumburg), Elkay Manufacturing, (Instructional Programs), \$28,200

Preston, Anthony W, One-Year MBA Contract Courses (Schaumburg), Crown Castle, (Instructional Programs), \$28,200

Preston, Anthony W, One-Year MBA Contract Courses (Schaumburg), Stryker Orthopaedics, (Instructional Programs), \$28,200

Preston, Anthony W, One-Year MBA Contract Courses (Schaumburg), Jersey Mike's Subs, (Instructional Programs), \$28,200

Preston, Anthony W, One-Year MBA Contract Courses (Schaumburg), Smalley Steel Ring Company Inc., (Instructional Programs), \$28,200

Preston, Anthony W, One-Year MBA Contract Courses (Schaumburg), Old Elk Distillery, (Instructional Programs), \$28,200

## FY 2022 Awards Detail

Preston, Anthony W, One-Year MBA Contract Courses (Schaumburg), Mitsubishi Logisnext Americas, (Instructional Programs), \$28,200

Preston, Anthony W, One-Year MBA Contract Courses (Schaumburg), Teoresi, Inc., (Instructional Programs), \$28,200

Preston, Anthony W, One-Year MBA Contract Courses (Schaumburg), Walgreens Company, (Instructional Programs), \$28,200

Preston, Anthony W, One-Year MBA Contract Courses (Schaumburg), School Health Corporation, (Instructional Programs), \$28,200

Preston, Anthony W, One-Year MBA Contract Courses (Hoffman Estates), Aramark Corporation, (Instructional Programs), \$16,250

Preston, Anthony W, One-Year MBA Contract Courses (Hoffman Estates), Midwest Orthopaedics at Rush Medical Center, (Instructional Programs), \$16,250

Preston, Anthony W, One-Year MBA Contract Courses (Hoffman Estates), Google, (Instructional Programs), \$16,250

Preston, Anthony W, One-Year MBA Contract Courses (Hoffman Estates), Northwestern Medicine, (Instructional Programs), \$16,250

Preston, Anthony W, One-Year MBA Contract Courses (Hoffman Estates), Lake County, (Instructional Programs), \$16,250

Preston, Anthony W, One-Year MBA Contract Courses (Hoffman Estates), Walmart, (Instructional Programs), \$16,250

Preston, Anthony W, One-Year MBA Contract Courses (Hoffman Estates), General Electric, (Instructional Programs), \$16,250

Preston, Anthony W, One-Year MBA Contract Courses (Hoffman Estates), Department of Health & Human Services, (Instructional Programs), \$16,250

Preston, Anthony W, One-Year MBA Contract Courses (Hoffman Estates), Liberty Travel, (Instructional Programs), \$16,250

Preston, Anthony W, One-Year MBA Contract Courses (Hoffman Estates), DoubleTree by Hilton, (Instructional Programs), \$16,250

Preston, Anthony W, One-Year MBA Contract Courses (Hoffman Estates), Columbus Vegetable Oils, (Instructional Programs), \$16,250

Preston, Anthony W, One-Year MBA Contract Courses (Hoffman Estates), Digital Practice, (Instructional Programs), \$16,250

Preston, Anthony W, One-Year MBA Contract Courses (Hoffman Estates), Experian, (Instructional Programs), \$16,250

Preston, Anthony W, One-Year MBA Contract Courses (Hoffman Estates), Genesis Automation, Inc., (Instructional Programs), \$16,250

Preston, Anthony W, One-Year MBA Contract Courses (Hoffman Estates), Collins Aerospace, (Instructional Programs), \$16,250

Preston, Anthony W, One-Year MBA Contract Courses (Hoffman Estates), Kraft Heinz Food Company, (Instructional Programs), \$16,250

Preston, Anthony W, One-Year MBA Contract Courses (Hoffman Estates), Fidelitone, Inc., (Instructional Programs), \$16,250

Preston, Anthony W, One-Year MBA Contract Courses (Hoffman Estates), Ozinga, (Instructional Programs), \$16,250

Preston, Anthony W, One-Year MBA Contract Courses (Hoffman Estates), Henkel, (Instructional Programs), \$16,250

Preston, Anthony W, One-Year MBA Contract Courses (Hoffman Estates), Austin Chemical Company, Inc., (Instructional Programs), \$16,250

Preston, Anthony W, Executive MBA Contract Courses, HA International LLC, (Instructional Programs), \$28,024

Preston, Anthony W, Executive MBA Contract Courses, Gogo, Inc., (Instructional Programs), \$28,024

Preston, Anthony W, Executive MBA Contract Courses x 3, Lakeshore Recycling Systems, (Instructional Programs), \$85,844

Preston, Anthony W, Executive MBA Contract Courses, Plitek, LLC, (Instructional Programs), \$28,024

Preston, Anthony W, Executive MBA Contract Courses, RF Code, Inc., (Instructional Programs), \$28,024

Preston, Anthony W, Executive MBA Contract Courses, Northwestern University, (Instructional Programs), \$28,024

Preston, Anthony W, Executive MBA Contract Courses, Oakton Community College, (Instructional Programs), \$28,024

Preston, Anthony W, Executive MBA Contract Courses, City of Chicago, (Instructional Programs), \$28,024

Preston, Anthony W, Executive MBA Contract Courses, Nestle Brands Company, (Instructional Programs), \$28,024

Preston, Anthony W, Executive MBA Contract Courses, Discover Financial Services, (Instructional Programs), \$28,024

Preston, Anthony W, Executive MBA Contract Courses, Calamos Investments, (Instructional Programs), \$28,024

Preston, Anthony W, Executive MBA Contract Courses, Strategic Coach, (Instructional Programs), \$28,024

## FY 2022 Awards Detail

Preston, Anthony W, Executive MBA Contract Courses, Berry Global, (Instructional Programs), \$28,024  
 Preston, Anthony W, Executive MBA Contract Courses, UGN, Inc., (Instructional Programs), \$29,795  
 Preston, Anthony W, Executive MBA Contract Courses, UniFirst Corporate Accounts, (Instructional Programs), \$29,795  
 Preston, Anthony W, Executive MBA Contract Courses, Advocate Aurora Health Inc., (Instructional Programs), \$29,795  
 Preston, Anthony W, Executive MBA Contract Courses, Midwest Groundcovers, (Instructional Programs), \$29,795  
 Preston, Anthony W, Executive MBA Contract Courses, Amazon.com, Inc., (Instructional Programs), \$29,795  
 Preston, Anthony W, Executive MBA Contract Courses, CliftonLarsonAllen, (Instructional Programs), \$29,795  
 Preston, Anthony W, Executive MBA Contract Courses, USG Chicago, (Instructional Programs), \$29,795  
 Preston, Anthony W, Executive MBA Contract Courses, Debt Pay Gateway, (Instructional Programs), \$29,795  
 Preston, Anthony W, Executive MBA Contract Courses, ARBA Technology, (Instructional Programs), \$29,795  
 Preston, Anthony W, Executive MBA Contract Courses, The Suter Company, (Instructional Programs), \$29,795  
 Preston, Anthony W, Executive MBA Contract Courses, CNA Financial Corporation, (Instructional Programs), \$29,795

**Subtotal \$2,103,286.98**

**Total College of Business \$2,103,286.98**

### COLLEGE OF EDUCATION

#### College of Education

Elish-Piper, Laurie A, Illinois Tutoring Initiative, Illinois Board of Higher Education, (Instructional Programs), \$3,414,728

**Subtotal \$3,414,728.00**

#### Counseling, Adult and Higher Education

Degges-White, Suzanne E, Addressing Compassion Fatigue and Coping with Burnout, School District # 280, Mendota, (Instructional Programs), \$5,142  
 Hu, Xiaodan, Merit Financial Aid and Inequality: Examining Variation in Policy and Effects on Social Mobility, Grant (William T.) Foundation, (Organized Research/Applied Research), \$50,000

Hu, Xiaodan, A Head Start to College: Does Dual Enrollment Equalize Students' Academic and Labor Market Success in STEM?, American Educational Research Association, (Organized Research/Applied Research), \$35,000

Nyunt, Gudrun, What Drove Them to Leave?: Exploring Student Affairs Professionals' Experiences That Led Them to Leave the Field During the COVID-19 Pandemic, NASPA - Student Affairs Administrators in Higher Education, (Organized Research/Applied Research), \$4,164

**Subtotal \$94,306.00**

#### Curriculum and Instruction

Blake, Sally R, ELS/Bilingual Endorsement, School District # 46, Elgin, (Instructional Programs), \$112,000  
 Blake, Sally R, M.S.Ed. in Literacy Education: English as a Second Language/Bilingual Education Specialization, School District # 96, Kildeer Countryside Community Consolidated, (Instructional Programs), \$88,000

Cohen, James A, Uruguay Fulbright Educational Conference, Commission for Educational Exchange between Uruguay and the United States of America (Fulbright Uruguay), (Instructional Programs), \$66,740

Cohen, James A, How do I view my Students? Perspective are the Key, School District # 131, East Aurora, (Instructional Programs), \$2,500

Hedin, Laura R, Professional Development Session, School District # 145, Freeport Public Schools, (Instructional Programs), \$8,070

Nieto, David G, Literacy in Two Languages: Strategies that Work towards Biliteracy, School District # 131, East Aurora, (Instructional Programs), \$2,000

Ricklefs, Mariana A, Bridging the Two Languages, School District # 131, East Aurora, (Instructional Programs), \$2,000

Strid, John Evar, Understanding Child Development and Bilingual Language Development, School District # 131, East Aurora, (Instructional Programs), \$2,000

**Subtotal \$283,310.07**

#### Educational Technology, Research and Assessment (ETRA)

Burgin, Ximena D; Penrod, William M, Evaluation of Pediatric Belt Cane for Mobility, Safe Toddles, Inc., (Organized Research/Applied Research), \$160,100



## FY 2022 Awards Detail

Hsu, Pi-Sui; Lee, Eric M, Scientific Argumentation in Transportable Invention Space (SAITIS) 4.0 in Rockford School District, School District # 205, Rockford, (Organized Research/Applied Research), \$33,589

Hsu, Pi-Sui; Lee, Eric M, Scientific Argumentation in Makerspaces: 2022 STEM Summer Camp, School District # 205, Rockford, (Organized Research/Applied Research), \$11,283

Hung, Wei-Chen; Borg, Terry E, Research on Social Justice, Education Equity, and Diversity Through the Lens of Taiwan's National Civic Literacy and Efficacy Initiative – Project SEED, Office of Postsecondary Education/Department of Education, (Organized Research/Applied Research), \$93,372

Hung, Wei-Chen, Technology Specialist Endorsement, School District # 187, North Chicago, (Instructional Programs), \$54,000

**Subtotal \$352,344.00**

### Kinesiology and Physical Education

Jacobs, Jennifer M; Wahl-Alexander, Zachary, Fitness Leadership Experience (FLEX), Illinois Department of Juvenile Justice, (Other Sponsored Activities/Public Service), \$59,991

**Subtotal \$59,991.00**

### Leadership, Educational Psychology and Foundations

Pluim, Carolyn J, M.S.Ed. in School Business Management, Illinois Association of School Business Officials, (Instructional Programs), \$353,100

Pluim, Carolyn J, M.S.Ed. in Educational Administration, School District # 205, Rockford, (Instructional Programs), \$120,000

Tonks, Stephen J, Uruguay Fulbright Educational Conference, Commission for Educational Exchange between Uruguay and the United States of America (Fulbright Uruguay), (Instructional Programs), \$66,740

*Dugas, Daryl M; see LaDue, Nicole D (GEOL*

**Subtotal \$539,840.06**

### Special and Early Education

Hedin, Laura R, B.S.Ed.-LBS1 (LEAP) Cohort 1, School District # 46, Elgin, (Instructional Programs), \$96,000

Hedin, Laura R, Specialization in Behavior Analysis, Little City Foundation, (Instructional Programs), \$100,000

Hedin, Laura R, Endorsement (LEAP), School District # 205, Rockford, (Instructional Programs), \$112,000

Kelly, Stacy M, Project Fusion: Bringing Together Scholars in Teacher of the Visually Impaired and Orientation and Mobility Programs to Serve Children with Visual Impairments in the 21st Century Classroom, Office of Special Education and Rehabilitative Services/Department of Education, (Instructional Programs), \$250,000

Kelly, Stacy M, Preparation of Vision Rehabilitation Therapists and Orientation & Mobility Specialists to Prepare Individuals with Visual Disabilities for the 21st Century Workplace, Office of Special Education and Rehabilitative Services/Department of Education, (Instructional Programs), \$100,000

*Penrod, William M, See Burgin, Ximena D (ETRA)*

*Hedin, Laura R See Clucas Walter, Melissa (CHHS)*

*Johnson, Jesse W, see Demaray, Michelle (PSYC)*

**Subtotal \$658,000.00**

**Total College of Education \$5,402,519.13**

## COLLEGE OF ENGINEERING AND ENGINEERING TECHNOLOGY

### College of Engineering and Engineering Technology

Peterson, Donald R; Tahernezehadi, Mansour, NIU-IMEC PARTNERSHIP TO ADVANCE MANUFACTURING INNOVATION, Association of Public and Land-Grant Universities, (Organized Research/Applied Research), \$89,999

Peterson, Donald R, PIP-II Warm Front End Power Cabinets and Ion Source - GRA Support, Fermi National Accelerator Laboratory, (Organized Research/Applied Research), \$20,000

Peterson, Donald R; Tahernezehadi, Mansour, Wireless Sensor Network Ground Testing: Carbon Dioxide Sensor Array Project (Senior Design), Jet Propulsion Laboratory/NASA, (Organized Research/Applied Research), \$10,800

Peterson, Donald R; Tahernezehadi, Mansour, Jet Propulsion Laboratory subcontract, California Institute of Technology, (Organized Research/Applied Research), \$10,000

**Subtotal \$130,799.00**

### Electrical Engineering

Ferdowski, Hasan, Mechatronic System Sizing and Selection Tool, Hiwin Corporation, (Organized Research/Applied Research), \$45,001

Fonseca, Benedito J; Tahernezehadi, Mansour, Improving NIU-JPL method to Perform Surveys for Methane Gas Leaks Using Unmanned Aerial Vehicles, Jet Propulsion Laboratory/NASA, (Organized Research/Applied Research), \$57,445



## FY 2022 Awards Detail

Fonseca, Benedito J, Development of a Remote Hands-On Graduate Course on Microprocessors, Sensors, and Control Systems for Working Engineers, Illinois Manufacturing Excellence Center, (Instructional Programs), \$19,081

Moghimi, Mohammad, Evaluation of micro-epidermal actuators on flexible substrate for noninvasive, pediatric-friendly conductive hearing aid, National Institutes of Health/NIH/DHHS, (Organized Research/Applied Research), \$144,592

**Subtotal \$266,119.64**

### Industrial and Systems Engineering (ISYE)

Chen, Niechen; Ryu, Ji-Chul, Quality and Reliability Improvement for Triangle Package Machinery Company, Triangle Package Machinery Company, (Organized Research/Applied Research), \$84,625

Damodaran, Purushothaman; Chen, Niechen; Wang, Ziteng, Process Improvement at Triangle Packaging Machinery Company, Triangle Package Machinery Company, (Organized Research/Applied Research), \$88,446

Damodaran, Purushothaman, Lean Six Sigma Yellow, Green & Black Belt Workshops, Six-Sigma, (Instructional Programs), \$54,450

Damodaran, Purushothaman, Improving Traceability by Implementing a Barcode Scanning System, Richard Wolf Medical Instruments Corporation, (Instructional Programs), \$7,500

Hwang, Jaejin, Pilot Testing of Exoskeleton Applications in Patient Handling Tasks, National Institute for Occupational Safety & Health/CDC/DHHS, (Organized Research/Testing/Evaluation), \$24,000

Nguyen, Christine V; Chen, Niechen, Predictive Modeling of Real Estate Data, Montrose, Inc., (Organized Research/Applied Research), \$41,545

Nguyen, Christine V, Developing a New Facility Layout for Chromebook Operations, Chalmers St. Consulting, (Organized Research/Applied Research), \$43,936

Nguyen, Christine V; Chen, Niechen, Designing a Cart for Push Part Transport and a Pick-to-Light System for Accessories, Motorola Solutions, (Instructional Programs), \$7,500

Nguyen, Christine V; Hwang, Jaejin, An Ergonomic Analysis for Preparation of Textile Rolls into Cold Pad Area, Aurora Specialty Textiles Group, Inc., (Instructional Programs), \$7,500

Nguyen, Christine V, Dock Optimization Project at Americold featuring ASRS and Conventional Frozen Food Storage, Americold, (Instructional Programs), \$7,500

Nguyen, Christine V, Improving Space Utilization and Material Flow in Chemical Mixing Area, Aurora Specialty Textiles Group, Inc., (Instructional Programs), \$7,500

Nguyen, Christine V; Chen, Niechen, Developing a Material Flow Process for a Future Automated Line, Motorola Solutions, (Instructional Programs), \$7,500

Nguyen, Christine V, SKF Seal Warranty Process Improvement, SKF USA Inc., (Instructional Programs), \$7,500

Wang, Ziteng; Nguyen, Christine V, Developing processes and standards for fleet management operations, Chalmers St. Consulting, (Organized Research/Applied Research), \$49,669

*Nguyen, Christine V, see Damodaran, Purushothaman (GRAD)*

**Subtotal \$439,170.90**

### Mechanical Engineering

Butail, Sachit, Human-assisted robotic sampling of aquatic invasive species, Purdue University, (Organized Research/Applied Research), \$11,878

Cho, Kyu Taek, Modeling support to advance the performance of next-generation batteries at Argonne, Argonne National Laboratory, (Organized Research/Applied Research), \$14,795

Cho, Kyu Taek, Renewal: Modeling support to advance the performance of next-generation batteries at Argonne, Argonne National Laboratory, (Organized Research/Basic Research), \$16,238

Gau, Jenn-Terng, Formability Study on 304L and 316L foils under plane strain condition, General Motors Company, (Other Sponsored Activities/Testing/Evaluation), \$40,000

Peterson, Donald R; Kudernatsch, Simon, Evaluation of vibration reducing gloves and materials, Milwaukee Tool, (Organized Research/Testing/Evaluation), \$18,183

Peterson, Donald R; Kudernatsch, Simon, Evaluation of vibration reducing gloves and materials (Phases 2 and 3), Milwaukee Tool, (Organized Research/Testing/Evaluation), \$37,342

Pohlman, Nicholas A, PIP-II Warm Unit Preliminary Design, Fermi National Accelerator Laboratory, (Organized Research/Applied Research), \$70,000 *also involves the Northern Illinois Center for Accelerator and Detector Development*

Pohlman, Nicholas A, Pretreatment of densified biomass within scaled shipping containers, University of Illinois at Urbana-Champaign, (Organized Research/Applied Research), \$24,340

## FY 2022 Awards Detail

Salehinia, Iman, Dark Matter Searches Employing Quantum Metrology, Fermi National Accelerator Laboratory, (Organized Research/Applied Research), \$9,928

Salehinia, Iman, ENGINEERING DESIGN OF FIXTURES FOR HL-LHC AUP AND PIP-II/SSR SRF CAVITIES AT FERMILAB, Fermi National Accelerator Laboratory, (Organized Research/Applied Research), \$133,831

Shamim, Tariq; Bhattacharya, Arunim; Butail, Sachit, Behavior based classification of aquatic invasive fish species in underwater video, Purdue University, (Organized Research/Applied Research), \$6,999

Ryu, Ji-Chul, *See Chen, Niechen (ISYE)*

Lee, Eric, *See Hsu, Pi-Sui (ETRA) (X2)*

Pohlman, Nicholas A *see Hedin, David R (PHYS) (X2)*

Pohlman, Nicholas A; Salehinia *see Zutshi, Vishnu V*

**Subtotal \$383,534.05**

**Total College of Engineering and Engineering Technology \$1,219,623.59**

### COLLEGE OF HEALTH AND HUMAN SCIENCES

#### Allied Health and Communicative Disorders

Wilson, Matt, Relationship Between Cognitive Changes and Speech-in-Noise Deficits in Individuals with a History of Concussion: An Efferent System Study, Capita Foundation, (Organized Research/Applied Research), \$525

**Subtotal \$525.00**

#### Child Development & Family Ct

Lofthouse, Amy S, Child Care Restoration Grant, Illinois Network of Child Care Resource & Referral Agencies, (Other Sponsored Activities/Public Service), \$91,595

Lofthouse, Amy S, Child Care Restoration Grant, Illinois Network of Child Care Resource & Referral Agencies, (Other Sponsored Activities/Public Service), \$98,134

Lofthouse, Amy S, Child Care Restoration Grant, Illinois Network of Child Care Resource & Referral Agencies, (Other Sponsored Activities/Public Service), \$98,134

Lofthouse, Amy S, Quality Improvement Funds, Community Coordinated Child Care, (Instructional Programs), \$4,917

Schulz, Kristin E, Statewide Prior Learning Assessment, Illinois Network of Child Care Resource & Referral Agencies, (Other Sponsored Activities/Public Service), \$4,000

Schulz, Kristin E, NIU Child Development and Family Center - Green Make Over, DeKalb County Community Foundation, (Other Sponsored Activities/Public Service), \$11,550

Schulz, Kristin E, Child Care Workforce Bonus, Illinois Network of Child Care Resource & Referral Agencies, (Other Sponsored Activities/Public Service), \$56,760

**Subtotal \$365,089.56**

#### College of Health and Human Sciences (CHHS)

Henry, Beverly W; Kushnick, Michael R; Selig, Kristen M, Education and Training to Support the Northern Illinois Region: Bringing Simulation to the Community, University of Illinois, (Other Sponsored Activities/Public Service), \$56,089

**Subtotal \$56,088.54**

#### Family & Consumer Sciences

Bowers, Susan P, INCCRRA Module Development, Illinois Network of Child Care Resource & Referral Agencies, (Other Sponsored Activities/Public Service), \$9,999

Clucas Walter, Melissa; Hedin, Laura R, Gateways ECE 5 to PEL Bridge Taskforce, Illinois Network of Child Care Resource & Referral Agencies, (Other Sponsored Activities/Public Service), \$9,000 *also involves the Center for the Interdisciplinary Study of Language and Literacy*

Clucas Walter, Melissa; Bowers, Susan P, Gateways Infant Toddler Credential Module Pilot, Illinois Network of Child Care Resource & Referral Agencies, (Instructional Programs), \$57,168

Clucas Walter, Melissa; Bowers, Susan P; Surjadi, Florensia F, Development of Alternative Pathways to the Illinois Director Credential through Competency-Based Online Modules, Illinois Network of Child Care Resource & Referral Agencies, (Instructional Programs), \$45,000

Pavkov, Thomas W, NIU Preschool for All Expansion, Illinois State Board of Education, (Instructional Programs), \$352,949

Pavkov, Thomas W, CCAMPIS 2018, Office of Postsecondary Education/Department of Education, (Other Sponsored Activities/Public Service), \$1

Pavkov, Thomas W, CCAMPIS 2018, Office of Postsecondary Education/Department of Education, (Other Sponsored Activities/Public Service), \$266,727

Pavkov, Thomas W, Northern Region Simulation and Learning Center, Illinois Department of Children and Family Services, (Other Sponsored Activities/Public Service), \$661,452 *also involves the Center for the Study of Family Violence and Sexual Assault*

**Subtotal \$1,402,296.40**

## FY 2022 Awards Detail

### Nursing

Saravanan, Anitha, Pain Hygiene Education Program (PHEP), DeKalb County Community Foundation, (Organized Research/Applied Research), \$4,300  
 Saravanan, Anitha, All of Us Research Program, American Association of Colleges of Nursing, (Organized Research/Applied Research), \$10,000  
*Selig, Kristen M, see Henry, Beverly W (CHHS)*

**Subtotal \$14,300.00**

### School of Interdisciplinary Health Professions

Duffrin, Melani W, The FoodMASTER Initiative: Supporting the STEM learning pipeline for underserved, minority youth through informal science learning environments, National Institute of General Medical Sciences/NIH/DHHS, (Organized Research/Applied Research), \$224,151  
 Priester, Paul E, Peer Recovery Training, Illinois Department of Human Services, (Instructional Programs), \$209,509  
 Priester, Paul E, Peer Recovery Training, Illinois Department of Human Services, (Instructional Programs), \$1,046,666

**Subtotal \$1,480,326.00**

### School of Health Studies

Keddie, Arlene M, A Comprehensive Public Health Approach to Asthma Control Through Evidence-Based Interventions, University of Illinois at Urbana-Champaign, (Other Sponsored Activities/Testing/Evaluation), \$26,978  
 Keddie, Arlene M; Gray, Jennifer A, A Comprehensive Public Health Approach to Asthma Control Through Evidence-Based Interventions: Asthma Program Evaluation, Supplement, University of Illinois at Urbana-Champaign, (Organized Research/Applied Research), \$42,184  
 Muzaffar, Henna, Research and Outreach at the Northern Illinois Food Bank, Northern Illinois Food Bank, (Organized Research/Applied Research), \$20,102  
 Muzaffar, Henna; Prange, Nancy T, Northern Illinois University presents the CATCH Program in DeKalb County Middle Schools, DeKalb County Community Foundation, (Organized Research/Applied Research), \$4,510

**Subtotal \$93,774.04**

**Total College of Health and Human Sciences  
 \$3,412,399.54**

### COLLEGE OF LIBERAL ARTS AND SCIENCES

#### Anthropology

Bennardo, Giovanni, Cultural Model Theory: Shaping a New Anthropology, Wenner-Gren Foundation, (Organized Research/Conference), \$20,000  
 DeLair, Christy A, Archeology Collection Assessment, National Endowment for the Humanities/National Foundation on the Arts and Humanities, (Other Sponsored Activities/Other), \$9,654  
 DeLair, Christy A, NAGPRA: Reassessing Collections at the Pick Museum of Anthropology, National Park Service/Department of the Interior, (Other Sponsored Activities/Other), \$90,000  
 Murphy, John T, SRS RN: Convergent Innovations in Regional Circular Economies (CIRCULAR), University of Illinois at Chicago, (Organized Research/Applied Research), \$11,622

**Subtotal \$131,276.00**

#### Biological Sciences

King, Richard B; Jones, Holly, Ecological Assessment of District Lands 2019-2021, Lake County Forest Preserve District, (Organized Research/Applied Research), \$34,000  
 King, Richard B, Monitoring and Assessment of Blandings Turtle Populations 2022, Lake County Forest Preserve District, (Organized Research/Applied Research), \$12,000 *also involves the Institute for the Study of Environment, Sustainability and Energy*  
 Koop, Jennifer A, Illinois waterfowl survey and investigations, University of Illinois at Urbana-Champaign, (Organized Research/Applied Research), \$38,290  
 Swingley, Wesley D, Collaborative Research: RoL: Impacts of plants and communities on soil microbial composition and function across phylogenetic scales, Directorate for Biological Sciences/NSF, (Organized Research/Applied Research), \$7,048 *also involves the Institute for the Study of Environment, Sustainability and Energy*  
*Del Valle, Antonio B; Jones, Holly, see Wilks, Kerry K (GRAD)*

**Subtotal \$91,338.00**

#### Center for Latino and Latin American Studies

Abreu, Christina D, Crisis and Culture of Fear among Latino Communities in the Midwest, University of Nebraska, (Organized Research/Applied Research), \$5,000

**Subtotal \$5,000.00**

## FY 2022 Awards Detail

### Center for Southeast Asian Studies

Gallo-Crail, Rhodalyne Q; Jones, Eric A, PYLP 2021: Engaging Young Advocates in Environmental Preservation and Peacebuilding, Bureau of Educational and Cultural Affairs/Department of State, (Other Sponsored Activities/Public Service), \$250,000  
Lledgerwood, Judy L, National Resource Center and Foreign Language and Areas Studies Fellowships, Office of Postsecondary Education/Department of Education, (Other Sponsored Activities/Other), \$621,000

Lledgerwood, Judy L, Southeast Asia Youth Leadership Program, Bureau of Educational and Cultural Affairs/Department of State, (Other Sponsored Activities/Public Service), \$549,984 *also involves History*

**Subtotal \$1,420,984.00**

### Center for the Study of Family Violence and Sexual Assault

Crouch, Julie L; Skarbek, Matthew E, Congregate Care Assessment Program FY22, Illinois Department of Children and Family Services, (Other Sponsored Activities/Public Service), \$1,100,000

Crouch, Julie L; Skarbek, Matthew E, Domestic Violence Program FY22, Illinois Department of Children and Family Services, (Other Sponsored Activities/Public Service), \$556,554

Crouch, Julie L; Cumings-Menon, Survarna, Pursuing Justice and Healing through a Domestic Violence Court: Examining the Association between Court Processes, Victim Advocacy, Survivor Participation and Survivor Outcomes, Office on Violence Against Women/Department of Justice, (Organized Research/Testing/Evaluation), \$134,562

Crouch, Julie L, Evaluating the Therapeutic Intervention Program (TIP) Court and Veterans' Courts, Winnebago County, (Organized Research/Applied Research), \$5,000

Milner, Joel S; Ammar, Joe A; Crouch, Julie L, Collection of Intimate Partner Violence Incident Data, Kansas State University, (Organized Research/Applied Research), \$50,000

Milner, Joel S; Ammar, Joe A; Crouch, Julie L, FY22 Subcontract Relating to Air Force Family Advocacy Programs, Cherokee Nation Businesses, (Other Sponsored Activities/Public Service), \$417,000

**Subtotal \$2,263,116.36**

### Chemistry and Biochemistry

Cheng, Yingwen, Exploring Methane Activation and Conversion on Modified Chevrel phase Chalcogenides, American Chemical Society, (Organized Research/Basic Research), \$63,241

Cheng, Yingwen, Fundamental understanding on the interaction between Pt-alloy electrocatalysts and porous carbon, Argonne National Laboratory, (Organized Research/Applied Research), \$15,997

Cheng, Yingwen, Fundamental Studies on the Scalable Synthesis of Electrocatalysts under Microfluidics, Argonne National Laboratory, (Organized Research/Applied Research), \$15,857

Cheng, Yingwen, Fundamental Studies on the Scalable Synthesis of Electrocatalysts under Microfluidics, Argonne National Laboratory, (Organized Research/Applied Research), \$5,286

Cheng, Yingwen, Fundamental understanding on the interaction between Pt-alloy electrocatalysts and porous carbon, Argonne National Laboratory, (Organized Research/Applied Research), \$15,857

Cheng, Yingwen, Fundamental understanding on the interaction between Pt-alloy electrocatalysts and porous carbon, Argonne National Laboratory, (Organized Research/Applied Research), \$5,286

Cheng, Yingwen, Fundamental understanding on the interaction between Pt-alloy electrocatalysts and porous carbon, Argonne National Laboratory, (Organized Research/Applied Research), \$15,857

Cheng, Yingwen, Fundamental understanding on the interaction between Pt-alloy electrocatalysts and porous carbon, Argonne National Laboratory, (Organized Research/Applied Research), \$5,286

Hagen, Timothy J, Discovery and development of antifungal acetyl CoA synthetase inhibitors, University of Iowa, (Organized Research/Applied Research), \$249,255

Klumpp, Douglas A, Synthesis of Compounds of Interest on Larger Scale, FONIA International Inc., (Organized Research/Applied Research), \$7,000

Li, Tao, Li Joint Appointment NIU-ANL, Argonne National Laboratory, (Organized Research/IPA or Joint Appointment), \$76,079

Li, Tao, Li Joint Appointment NIU-ANL, Argonne National Laboratory, (Organized Research/IPA or Joint Appointment), \$21,489

## FY 2022 Awards Detail

Li, Tao, Collaborative Research: Characterization of Transport Property and Microstructure of Battery Electrolyte via In Situ Spectroscopy, National Science Foundation/NSF, (Organized Research/Applied Research), \$270,538

Li, Tao, Investigating Battery Fading Mechanism with X-ray Technique, Argonne National Laboratory, (Organized Research/Applied Research), \$63,429

Nesterov, Evgueni E; Hosmane, Narayan S; Wheeler, Ralph A; Klumpp, Douglas A, MRI: Acquisition of a 400 MHz NMR Spectrometer for Research and Education, National Science Foundation/NSF, (Organized Research/Applied Research), \$341,653

Nesterov, Evgueni E, Mechanistic and Exploratory Photochemistry with Plane-Polarized Light, Directorate for Mathematics and Physical Sciences/NSF, (Organized Research/Basic Research), \$181,902

Xu, Tao, Development of Energy Efficient Oxide Materials - GRA Support, Argonne National Laboratory, (Organized Research/Applied Research), \$15,857

Xu, Tao, Fundamental Study of Dopants Effect for Stable Hybrid Perovskite Materials, National Science Foundation/NSF, (Organized Research/Basic Research), \$238,027

Xu, Tao, Highly efficient electrocatalysts for direct conversion of CO<sub>2</sub> to chemicals - CRADA, Argonne National Laboratory, (Organized Research/Applied Research), \$0

**Subtotal \$1,607,897.06**

### College of Liberal Arts and Sciences

*Fix, Paul J see LaDue, Nicole D see (GEOL)*

### Computer Science

Karonis, Nicholas T; Insley, Joseph; Papka, Michael E, University to Argonne Joint Appointment - Brian Toonen, Argonne National Laboratory, (Organized Research/IPA or Joint Appointment), \$197,281

Papka, Michael E, Joint Appointment for Mike Papka, Argonne National Laboratory, (Other Sponsored Activities/IPA or Joint Appointment), \$0

Papka, Michael E; Insley, Joseph, High Performance Computing Research, Argonne National Laboratory, (Organized Research/Applied Research), \$134,382

Papka, Michael E; Insley, Joseph, Education and Outreach for SAGE, Northwestern University, (Organized Research/Applied Research), \$22,174 *also involves the Northern Illinois Center for Accelerator and Detector Development*

Papka, Michael E, Collaborative Research: PPOSS: Planning: SEER: A Scalable, Energy Efficient HPC Environment for AI-Enabled Science, National Science Foundation/NSF, (Organized Research/Applied Research), \$39,999

**Subtotal \$393,835.76**

### Environmental Studies

Lenczewski, Melissa E, Visiting Scholar, Institute of International Education, (Organized Research/Applied Research), \$25,000

**Subtotal \$25,000.00**

### Foreign Language & Literature (FL&L)

Gallo-Crail, Rhodalyne Q; Jones Eric A, The Philippines Coffee and Carabao Culture and Language: Tagalog Language Immersion in Northern and Southern Rural Philippines, Office of Postsecondary Education/Department of Education, (Other Sponsored Activities/Other), \$199,780 *also involves the Center for Southeast Asian Studies*

**Subtotal \$199,780.00**

### Geographic and Atmospheric Sciences

Ashley, Walker S; Gensini, Victor, Northern Illinois University Weather/Climate Modeling and Analysis, American Family Insurance, (Organized Research/Applied Research), \$370,292 *also involves the Institute for the Study of Environment, Sustainability and Energy*

Haberlie, Alex M; Ashley, Walker S, Faster, Clearer, Stronger Communication and Action: Building IWT and Vulnerable Resident Connections to Improve Severe Weather Literacy and Outcomes, National Oceanic & Atmospheric Administration/Department of Commerce, (Organized Research/Applied Research), \$166,851

Haberlie, Alex M, Planning a Flood Resilient Future for New Orleans, LA, Louisiana State University, (Organized Research/Applied Research), \$12,674

Haberlie, Alex M, Planning a Flood Resilient Future for New Orleans, LA, Louisiana State University, (Organized Research/Applied Research), \$13,055



## FY 2022 Awards Detail

Luo, Wei, Testing early Mars climate from global spatial distribution of valley network geomorphology, National Aeronautics & Space Administration/NASA, (Organized Research/Basic Research), \$108,978  
 Michaelis, Allison C, Atmospheric River Program Phase 2, University of California, San Diego, (Organized Research/Applied Research), \$45,037  
**Subtotal \$716,887.09**

### Geology and Environmental Geosciences (GEOL)

Dodd, Justin P, Participation of Justin Dodd on Expedition 395, Columbia University, (Organized Research/Applied Research), \$23,687  
 Dodd, Justin P, Collaborative Research: Sensitivity of the West Antarctic Ice Sheet to 2 Degree Celsius (SWAIS 2C), National Science Foundation/NSF, (Organized Research/Applied Research), \$343,260  
 Dodd, Justin P; Christopoulou, Maria Eleni, Participation of MARIA ELENI CHRISTOPOULOU on IODP Expedition 396, Columbia University, (Organized Research/Applied Research), \$7,809  
 LaDue, Nicole D; Dugas, Daryl M; Eads, Mike; Fix, Paul J, Track 1: NIU Noyce Science Teaching Scholarship and Internship Program, Directorate for Education and Human Resources/NSF, (Organized Research/Applied Research), \$919,638  
 Scherer, Reed P, Collaborative Research: Testing the Linchpin of WAIS Collapse with Diatoms and IRD in Pleistocene and Late Pliocene Strata of the Resolution Drift, Amundsen Sea, Antarctica, Directorate for Geosciences/NSF, (Organized Research/Applied Research), \$54,091  
 Scherer, Reed P, Participation of Reed P. Scherer on IODP Expedition 396, Columbia University, (Organized Research/Applied Research), \$52,700 *also involves the Northern Illinois Center for Accelerator and Detector Development*  
**Subtotal \$1,401,184.98**

### History

Adolphson, LeNie, 2022 Richard Maass Research Grant, Manuscript Society, (Organized Research/Basic Research), \$5,000  
 Adolphson, LeNie, 2022 American Association for the History of Nursing Grant, American Association for the History of Nursing, Inc., (Instructional Programs), \$3,000  
 Fernandez, Damian M, Berlin Prize, American Academy in Berlin, (Instructional Programs), \$20,000  
 Fernandez, Damian M, Visiting Research Fellowship, DFG Kolleg-Forschungsgruppe, Freie Universitat Berlin, (Instructional Programs), \$18,296

Garver, Valerie L, Mercator Fellowship, Stiftung Mercator, (Instructional Programs), \$8,450  
*Jones Eric A, see Gallo-Crail, Rhodalyne Q (FL&L)*  
**Subtotal \$54,746.00**

### Mathematical Sciences

Feliciano, Ricela, Fulbright-Colombia, Institute of International Education, (Organized Research/Basic Research), \$12,600  
 Krishtal, Ilya A, Collaborative Research: Dynamical sampling on graphs: mathematical framework and algorithms, National Science Foundation/NSF, (Organized Research/Applied Research), \$182,637  
**Subtotal \$195,237.00**

### Physics (PHYS)

Adelman, Jahred A, US ATLAS Operations, State University of New York at Stony Brook, (Organized Research/Applied Research), \$74,980 *also involves the Northern Illinois Center for Accelerator and Detector Development*  
 Adelman, Jahred A; Chakraborty, Dhiman, Searches for New Phenomena in the Higgs Sector at the LHC, National Science Foundation/NSF, (Organized Research/Applied Research), \$250,000 *also involves the Northern Illinois Center for Accelerator and Detector Development*  
 Adelman, Jahred A; Chakraborty, Dhiman, Searches for New Phenomena in the Higgs Sector at the LHC, National Science Foundation/NSF, (Organized Research/Applied Research), \$400,000 *also involves the Northern Illinois Center for Accelerator and Detector Development*  
 Adelman, Jahred A, US ATLAS Operations, State University of New York at Stony Brook, (Organized Research/Applied Research), \$151,317 *also involves the Northern Illinois Center for Accelerator and Detector Development*  
 Adelman, Jahred A, U.S. ATLAS Operations: Discovery and Measurement at the Energy Frontier, State University of New York at Stony Brook, (Organized Research/Applied Research), \$38,126 *also involves the Northern Illinois Center for Accelerator and Detector Development*  
 Adelman, Jahred A, ATLAS User Support, State University of New York at Stony Brook, (Organized Research/Applied Research), \$19,740 *also involves the Northern Illinois Center for Accelerator and Detector Development*  
 Brown, Dennis E, Nuclear Resonance Time-domain Interferometry, Argonne National Laboratory, (Organized Research/Applied Research), \$30,661

## FY 2022 Awards Detail

Chintalapati, Prudhvi Raj Varma; Zutshi, Vishnu V, Weak Gravitational Lensing Analysis Using Year 6 DES Data, Universities Research Association, Inc., (Organized Research/Basic Research), \$15,000

Chmaissem, Omar H, Synthesis, Single Crystal Growth and Diffraction Studies of Multiferroic and Functional Oxides, Argonne National Laboratory, (Organized Research/Applied Research), \$39,705

Chmaissem, Omar H, Synthesis and characterization of superconducting pnictide materials, Argonne National Laboratory, (Organized Research/Applied Research), \$34,719

Erdelyi, Bela, High-Performance Electron Sources: Numerical Methods and Beam Dynamics at the Precision Frontier, Office of Science/Department of Energy, (Organized Research/Basic Research), \$75,000 *also involves the Northern Illinois Center for Accelerator and Detector Development*

Glatz, Andreas, NIU to Argonne Joint Appointment: Dr. Andreas Glatz. FY 21, Argonne National Laboratory, (Organized Research/IPA or Joint Appointment), \$102,995

Hedin, David R; Pohlman, Nicholas A; Zutshi, Vishnu V, Development of the MU2E Preliminary Design, Fermi National Accelerator Laboratory, (Organized Research/Applied Research), \$122,075 *also involves the Northern Illinois Center for Accelerator and Detector Development*

Hedin, David R; Pohlman, Nicholas A; Zutshi, Vishnu V, Electrical Integration Oversight for the Mu2e Project, Fermi National Accelerator Laboratory, (Organized Research/Applied Research), \$112,852 *also involves the Northern Illinois Center for Accelerator and Detector Development*

Ito, Yasuo, Advanced Characterization of Sustainable Cathode Oxides - GRA Support, Argonne National Laboratory, (Organized Research/Basic Research), \$41,832

Lal, Jyotsana; Lurio, Laurence B, Research on Dynamic Critical Phenomena in Liquid-Liquid Extraction Systems Observed by X-ray Photon Correlation Spectroscopy, Argonne National Laboratory, (Organized Research/Basic Research), \$50,000

Lu, Xueying, University to Argonne Joint Appointment - Xueying Lu. AY 20-21, Argonne National Laboratory, (Organized Research/IPA or Joint Appointment), \$59,120

Lu, Xueying, University to Argonne Joint Appointment - Xueying Lu. AY 20-21, Argonne National Laboratory, (Organized Research/IPA or Joint Appointment), \$1,774

Lu, Xueying, University to Argonne Joint Appointment - Xueying Lu. AY 20-21, Argonne National Laboratory, (Organized Research/IPA or Joint Appointment), \$1,758

Lu, Xueying, University to Argonne Joint Appointment - Xueying Lu. AY 20-21, Argonne National Laboratory, (Organized Research/IPA or Joint Appointment), \$19,887

Lu, Xueying, Innovative High-Frequency Structures for High-Gradient Wakefield Acceleration, Office of Science/Department of Energy, (Organized Research/Applied Research), \$108,000 *also involves the Northern Illinois Center for Accelerator and Detector Development*

Lu, Xueying, Innovative High-Frequency Structures for High-Gradient Wakefield Acceleration, Office of Science/Department of Energy, (Organized Research/Applied Research), \$165,000 *also involves the Northern Illinois Center for Accelerator and Detector Development*

Piot, Philippe, Development of a damping-ring-free electron injector for Future Linear Colliders, Argonne National Laboratory, (Organized Research/Basic Research), \$8,525 *also involves the Northern Illinois Center for Accelerator and Detector Development*

Piot, Philippe, Optical Transport and Beam Manipulation for Optical Stochastic Cooling, Cornell University, (Organized Research/Basic Research), \$148,010

Piot, Philippe, Development of Innovative, High-energy, Magnetized Electron Cooling for an EIC, Fermi National Accelerator Laboratory, (Organized Research/Basic Research), \$29,999 *also involves the Northern Illinois Center for Accelerator and Detector Development*

Piot, Philippe, University to Argonne Joint Appointment - Philippe Piot. AY 20-21, Argonne National Laboratory, (Organized Research/IPA or Joint Appointment), \$85,070

Piot, Philippe; Baturin, Stanislav S; Lu, Xueying, Enabling High-Gradients Efficient Wakefield Accelerators with High-Quality Shaped Electron Bunches, Office of Science/Department of Energy, (Organized Research/Applied Research), \$110,000 *also involves the Northern Illinois Center for Accelerator and Detector Development*

Piot, Philippe, Development of a Prototype High-Dose Rate Electronic Brachytherapy Machine, Euclid Techlabs, LLC, (Organized Research/Applied Research), \$45,240 *also involves the Northern Illinois Center for Accelerator and Detector Development*

## FY 2022 Awards Detail

Piot, Philippe, A Compact and Retrofittable Electronic Brachytherapy Source for Cancer Radiotherapy, Euclid Beamlabs, Inc., (Organized Research/Applied Research), \$25,000 *also involves the Northern Illinois Center for Accelerator and Detector Development*

Piot, Philippe, Application of Machine Learning to Particle-Accelerator Control, Argonne National Laboratory, (Organized Research/Applied Research), \$15,536 *also involves the Northern Illinois Center for Accelerator and Detector Development*

Syphers, Michael J, Joint Appointment FNAL/NIU under CRADA, Fermi National Accelerator Laboratory, (Other Sponsored Activities/IPA or Joint Appointment), \$64,854 *also involves the Northern Illinois Center for Accelerator and Detector Development*

Syphers, Michael J; Piot, Philippe, Chicagoland Accelerator Science Traineeship, Illinois Institute of Technology, (Organized Research/Basic Research), \$235,000 *also involves the Northern Illinois Center for Accelerator and Detector Development*

Syphers, Michael J, Resonant Extraction at Fermilab Muon Campus (support for PhD Program - Aakaash Narayanan), Fermi National Accelerator Laboratory, (Organized Research/Applied Research), \$52,642 *also involves the Northern Illinois Center for Accelerator Arts Detector Development*

Xiao, Zhili, Xiao Joint Appointment NIU-ANL, Argonne National Laboratory, (Organized Research/IPA or Joint Appointment), \$130,354

Xiao, Zhili, Xiao Joint Appointment NIU-ANL, Argonne National Laboratory, (Organized Research/IPA or Joint Appointment), \$64,741

Xiao, Zhili, Physics & application of patterned superconducting nanostructures - GRA Support, Argonne National Laboratory, (Organized Research/Applied Research), \$42,903

Zutshi, Vishnu V; Dychkant, Alexandre S; Pohlman, Nicholas A; Salehinia, Iman, High Luminosity (HL) LHC CMS Detector Upgrade Project Endcap Calorimeter, Fermi National Accelerator Laboratory, (Organized Research/Applied Research), \$121,134 *also involves the Northern Illinois Center for Accelerator and Detector Development*

Zutshi, Vishnu V, Deep Underground Neutrino Experiment (DUNE), Fermi National Accelerator Laboratory, (Organized Research/Applied Research), \$93,894

Zutshi, Vishnu V, Deep Underground Neutrino Experiment (DUNE):FD2 PDS, Fermi National Accelerator Laboratory, (Organized Research/Applied Research), \$196,670 *also involves the Northern Illinois Center for Accelerator and Detector Development*  
Eads, Mike; see LaDue, Nicole D (GEOL)

**Subtotal \$3,384,111.63**

### Psychology

Crouch, Julie L, Research and Evaluation of the Winnebago County Adult Drug Court Program, Winnebago County, (Other Sponsored Activities/Public Service), \$70,042 *also involves the Center for the Study of Family Violence and Sexual Assault*

Demaray, Michelle; Johnson, Jesse W; Malecki, Christine E; Ogg, Julia A, Project Prevent and Address Bullying Behavior at All Tiers (PPABB), Office of Special Education and Rehabilitative

Services/Department of Education, (Instructional Programs), \$250,000 *also involves the Center for the Interdisciplinary Study of Language and Literacy*

Durik, Amanda M, Psychology Externship, DeKalb County Probation, (Instructional Programs), \$23,240

Durik, Amanda M, Psychology Externship, Dirksen Center for Neuropsychology, (Instructional Programs), \$18,540

Durik, Amanda M, Psychology Externship, Konick and Associates, (Instructional Programs), \$37,080

Durik, Amanda M, Psychology Externship, Kreider Services, Inc., (Instructional Programs), \$37,080

Durik, Amanda M, Psychology Externship, Susan Myket, Ph.D. & Associates, (Instructional Programs), \$37,080

Durik, Amanda M, Psychology Externship, Northwestern Medicine Ben Gordon Center, (Instructional Programs), \$23,940

Durik, Amanda M, Psychology Externship, OakHeart Center for Counseling Mediation & Consultation, (Instructional Programs), \$18,540

Durik, Amanda M, Psychology Externship, The OCD & Anxiety Center, (Instructional Programs), \$37,080

Durik, Amanda M, Psychology Externship, Pediatric Consultation Center & Associates, (Instructional Programs), \$18,540

Durik, Amanda M, Psychology Externship, Sheltered Village, Inc., (Instructional Programs), \$22,500

Durik, Amanda M, Psychology Externship, Anthony Tucci, Ph.D., LLC, (Instructional Programs), \$18,540

Durik, Amanda M, Psychology Externship, School District # 101, Batavia, (Instructional Programs), \$14,678



## FY 2022 Awards Detail

Durik, Amanda M, Psychology Externship, School District # 428, DeKalb Community Unit, (Instructional Programs), \$19,428

Durik, Amanda M, Psychology Externship, School District # 425, Indian Creek, (Instructional Programs), \$19,428

Durik, Amanda M, Psychology Externship, School District # 203, Naperville, (Instructional Programs), \$19,428

Durik, Amanda M, Psychology Externship, School District # 303, St. Charles, (Instructional Programs), \$48,569

Durik, Amanda M, Psychology Externship, National Association of School Psychologists, (Instructional Programs), \$6,953

Lilly, Michelle M, Saving blue lives through training on mental health, suicide, resilience, and peer support - FY 22, Illinois Criminal Justice Information Authority, (Other Sponsored Activities/Public Service), \$83,999

Ogg, Julia A; Santuzzi, Alecia M; Shelleby, Liz, Parent Engagement in the Learning of Children with ADHD, University of Ottawa, (Organized Research/Applied Research), \$12,300 *also involves the Center for the Interdisciplinary Study of Language and Literacy*

Orcutt, Holly K, A randomized controlled trial examining the impact of a brief attention-based neurobehavioral transdiagnostic intervention on acute fear response, National Institutes of Health/NIH/DHHS, (Organized Research/Applied Research), \$426,237 *also involves the Center for the Study of Family Violence and Sexual Assault*

Pittman, Laura D; Skarbek, Matthew E, Integrated Assessment FY 22, Illinois Department of Children and Family Services, (Other Sponsored Activities/Public Service), \$6,817,267 *also involves the Center for the Study of Family Violence and Sexual Assault*

Riffle, Logan N; Demaray, Michelle, Depression and Cybervictimization Among Middle School Students: An Analysis of the Roles of Social Anxiety, Social Media Rumination, and Gender, Society for the Study of School Psychology, (Organized Research/Applied Research), \$3,354

Shelleby, Liz, Mitigating risk from macroeconomic stress on child mental health (Re-submission), National Institute of Mental Health/NIH/DHHS, (Organized Research/Applied Research), \$142,797

Skarbek, Matthew E, *see Crouch, Julie L (CSFVSA) (X2)*

Ammar, Joe A, *see Milner, Joel S (X2)*

**Subtotal \$8,226,637.23**

### Public Administration (PA)

Skuzinski, Thomas S, Sustaining Illinois through Collaborative Governance: A Pilot Study of Water Systems Governance in Northeast and North Central Illinois, Illinois Innovation Network, (Organized Research/Applied Research), \$29,932

Skuzinski, Thomas S; Kuhn, Gregory T; Schumacher, Jaime L, The Broadband Regional Engagement for Adoption and Digital Equity (READY), Illinois Department of Commerce and Economic Opportunity, (Other Sponsored Activities/Public Service), \$49,667

Thurmaier, Kurt M, FULBRIGHT-HAYS GROUP PROJECTS ABROAD Program, Office of Postsecondary Education/Department of Education, (Other Sponsored Activities/Public Service), \$76,166

Thurmaier, Kurt M, MPA Internships, City of DeKalb, (Instructional Programs), \$16,223

Thurmaier, Kurt M, MPA Internships, Village of Schaumburg, (Instructional Programs), \$16,223

Thurmaier, Kurt M, MPA Internships, Village of Oswego, (Instructional Programs), \$16,223

Thurmaier, Kurt M, MPA Internships, Village of Skokie, (Instructional Programs), \$16,223

Thurmaier, Kurt M, MPA Internships, Village of Coal City, (Instructional Programs), \$13,905

Thurmaier, Kurt M, MPA Internships, City of Evanston, (Instructional Programs), \$11,933

Thurmaier, Kurt M, MPA Internships, DeKalb County Economic Development Corporation, (Instructional Programs), \$10,343

**Subtotal \$256,835.41**

### Sociology

Burchfield, Keri B, Kids and Canines Collaborate: A Collaboration between Teacher s Pet and Safe Humane, Nestle Purina Petcare, (Organized Research/Applied Research), \$26,119

Walther, Carol S, Redeploy RYSE, Lake County, (Other Sponsored Activities/Public Service), \$5,000

**Subtotal \$31,119.00**

### Statistics

Zhou, Haiming, Design, Hosting and Analysis of 2021 ALCF Annual User Survey, Argonne National Laboratory, (Other Sponsored Activities/Other), \$20,600

**Subtotal \$20,600.00**

**Total College of Liberal Arts and Sciences**

**\$20,425,585.52**

## FY 2022 Awards Detail

### COLLEGE OF VISUAL AND PERFORMING ARTS

#### Art Museum

Burke, Josephine E, Art Museum Support, Illinois Arts Council, (Other Sponsored Activities/Other), \$8,900  
**Subtotal \$8,900.00**

#### School of Art and Design

Bell, Sinclair W., Ethnicity in the Roman Empire: Archaeological Approaches, American Philosophical Society, (Organized Research/Applied Research), \$6,000  
 Freedman, Kerry J, A Large-Scale Review of Empirical Research on Socio-Emotional Learning in Art Education, University of Arkansas, (Organized Research/Applied Research), \$10,000  
 Gross, Kelly M, The State of Inclusion: An Investigation of inclusive pedagogical and curricular art practices in k-12 art rooms for students with disabilities, National Art Education Foundation, (Organized Research/Applied Research), \$10,456  
 Houze, Rebecca, Fulbright Research Scholar Fellowship: Landscape, Cultural Heritage, and Modern Hungarian Textile Design, Council for International Exchange of Scholars, (Organized Research/Basic Research), \$14,525  
**Subtotal \$40,981.00**

**Total College of Visual and Performing Arts \$49,881.00**

### OUTREACH, ENGAGEMENT, AND REGIONAL DEVELOPMENT

#### Center for Governmental Studies

Kuhn, Gregory T, Non-Profit Resource Center (formerly VCMC) training series, Not-For-Profit Resources, Inc., (Instructional Programs), \$3,440  
 Kuhn, Gregory T, City of Naperville Emerging Leaders Program, City of Naperville, (Instructional Programs), \$18,600  
 Kuhn, Gregory T, CGS Customized Training Project, City of Lake Forest, (Instructional Programs), \$3,800  
 Kuhn, Gregory T, CGS Customized Training Project, Village of Niles, (Instructional Programs), \$400  
 Kuhn, Gregory T, Effective Presentations and Public Speaking for Hanover Township, Hanover Township, (Instructional Programs), \$950  
 Kuhn, Gregory T, Governance for Village of Glenview, Village of Glenview, (Instructional Programs), \$4,900  
 Kuhn, Gregory T, Performance Measures: Part 1 for the City of North Chicago, City of North Chicago, (Instructional Programs), \$500

Kuhn, Gregory T, Performance Measures: Part 2 for the City of North Chicago, City of North Chicago, (Organized Research/Instructional Programs), \$500  
**Subtotal \$33,090.00**

#### Continuing Professional Education

Guerrero, Pettee, Susan Harwood Training Grant Program Workplace Safety and Health Training on Infectious Diseases, Including COVID-19, Occupational Safety and Health Administration/Department of Labor, (Other Sponsored Activities/Public Service), \$199,550  
 Guerrero, Pettee, Susan Harwood Training Program 2021-2022: Targeted Training Program, Occupational Safety and Health Administration/Department of Labor, (Other Sponsored Activities/Public Service), \$156,964  
 Guerrero, Pettee, SHRM Certificate Prep, Chicago Housing Authority, (Instructional Programs), \$31,200  
 Guerrero, Pettee, OSHA Course #5402, Fincantieri Marine Group, (Instructional Programs), \$1,750  
 Guerrero, Pettee, OSHA Course #511, Joseph T. Ryerson & Sons, Inc., (Instructional Programs), \$8,000  
 Guerrero, Pettee, OSHA Course #7115, Joseph T. Ryerson & Sons, Inc., (Instructional Programs), \$7,250  
 Guerrero, Pettee, Project Management Training, Metra, (Instructional Programs), \$204,000  
 Guerrero, Pettee, PMP Certificate Prep, Metra, (Instructional Programs), \$16,200  
 Guerrero, Pettee, OSHA Contract Course #7505, Tate & Lyle, (Instructional Programs), \$1,600  
**Subtotal \$626,514.00**

#### Center for Child Welfare & Education

Sefiane, Yasmina, Educational Access Project FY22, Illinois Department of Children and Family Services, (Other Sponsored Activities/Public Service), \$1,065,487  
*Kuhn, Gregory T; see Skuzinski, Thomas S (PA)*  
**Subtotal \$1,065,487.00**

#### Education Systems Center

Furr, Jon, Innovative CTE Programming Grant, Illinois Community College Board, (Other Sponsored Activities/Public Service), \$100,000  
 Furr, Jon, Data Modeling & Demographic Crosswalk, Illinois State Board of Education, (Other Sponsored Activities/Public Service), \$175,000  
 Hawley, Theresa A, Early Childhood Transformation Team, Illinois State Board of Education, (Other Sponsored Activities/Public Service), \$672,746  
**Subtotal \$947,745.50**

## FY 2022 Awards Detail

### Northern Public Radio

Hoste, Staci, Northern Illinois Radio Information Service (NIRIS) FY22, Illinois State Library, (Other Sponsored Activities/Public Service), \$28,273  
 Hoste, Staci, IACA WNIU-FM PRTV Basic Grant FY22, Illinois Arts Council, (Other Sponsored Activities/Public Service), \$9,385  
 Hoste, Staci, IACA WNIU-FM PRTV Basic Grant FY22, Illinois Arts Council, (Other Sponsored Activities/Public Service), \$9,385  
 Hoste, Staci, WNIU-FM PRTV Operating Grant Summer 2022, Illinois Arts Council, (Other Sponsored Activities/Other), \$10,390

**Subtotal \$57,433.00**

### P-20 Center

Brynteson, Kristin A; Benson, Jeremy J; Rodriguez, Hollie, Nita M. Lowey Twenty-First Century Community Learning Centers, Illinois State Board of Education, (Other Sponsored Activities/Public Service), \$150,000  
 Brynteson, Kristin A; Klein, Jason P, CTE Improvement Project, Illinois State Board of Education, (Other Sponsored Activities/Public Service), \$3,948,231  
 Das Neves, Susana A, FY 22 Migrant Education - Regular Year, Illinois State Board of Education, (Other Sponsored Activities/Public Service), \$59,119  
 Das Neves, Susana A, Migrant Education Program Coordination, Illinois State Board of Education, (Other Sponsored Activities/Public Service), \$1,770,000  
 Das Neves, Susana A, FY22 Summer Migrant Education Program, Illinois State Board of Education, (Other Sponsored Activities/Public Service), \$115,460

**Subtotal \$6,042,810.00**

### Precollegiate-Upward Bound

Bohanon, Felicia R, Upward Bound Program, Office of Postsecondary Education/Department of Education, (Other Sponsored Activities/Public Service), \$558,558  
 Bohanon, Felicia R, Student Support Services Program - Regular, Office of Postsecondary Education/Department of Education, (Other Sponsored Activities/Student Service), \$261,888  
 Bohanon, Felicia R, Northern Illinois University Upward Bound Program, Department of Education, (Other Sponsored Activities/Public Service), \$564,041

**Subtotal \$1,384,486.96**

### Report Cards

Clemens, Alan D, ISBE CEDS Project, Illinois State Board of Education, (Other Sponsored Activities/Public Service), \$80,000  
 Clemens, Alan D, Early Childhood Participation Database and ILDS 2.0 Development, Illinois State Board of Education, (Other Sponsored Activities/Public Service), \$480,000  
 Clemens, Alan D, Chicago Early Childhood Integrated Data System (CEIDS) Alignment with ILDS & State Regional Council System, Illinois State Board of Education, (Other Sponsored Activities/Public Service), \$150,000

**Subtotal \$709,999.92**

**Total Outreach, Engagement, and Regional Development \$10,867,566.38**

### OTHER ACADEMIC UNITS

#### Career Services

Doederlein, Catherine W, Northern Illinois University FY2022 Cooperative Work Study, Illinois Board of Higher Education, (Other Sponsored Activities/Other), \$50,000

**Subtotal \$50,000.00**

#### Center for Burma Studies

Raymond, Catherine M; Berchiolly, Carmin, Weaving the Past, Preserving the Future: Digitizing the Burma Art Collection, Institute of Museum & Library Services, (Other Sponsored Activities/Public Service), \$49,419  
 Raymond, Catherine M; Berchiolly, Carmin, Textile Rehousing Project of the Burma Art Collection, National Endowment for the Humanities/National Foundation on the Arts and Humanities, (Other Sponsored Activities/Other), \$10,000

**Subtotal \$59,419.00**

#### Diversity & Equity

Bernoudy, Monique R, Truth, Racial Healing & Transformation (TRHT) Campus Center at NIU, Association of American Colleges and Universities, (Other Sponsored Activities/Public Service), \$25,000

**Subtotal \$25,000.00**

## FY 2022 Awards Detail

### Graduate School (GRAD)

Damodaran, Purushothaman, Diversifying Higher Education Faculty in Illinois (DFI) FY2022, Illinois Board of Higher Education, (Instructional Programs), \$112,500

Damodaran, Purushothaman; Nguyen, Christine V, Improving Warehouse Operations for ePost Global Shipping, ePost Global Shipping, (Organized Research/Applied Research), \$43,013

Wilks, Kerry K, Graduate Student Placements at Waubensee Community College, Waubensee Community College, (Instructional Programs), \$521 *also involves Kinesiology and Physical Education*

Wilks, Kerry K, Graduate Student Placements at Waubensee Community College, Waubensee Community College, (Instructional Programs), \$1,669 *also involves Kinesiology and Physical Education*

Wilks, Kerry K; Del Valle, Antonio B; Jones, Holly, NSF GRFP Del Valle, National Science Foundation/NSF, (Organized Research/Basic Research), \$46,000

Wilks, Kerry K, Graduate Student Placements at Waubensee Community College, Waubensee Community College, (Instructional Programs), \$48,981

Wilks, Kerry K, Graduate Student Placements at Waubensee Community College, Waubensee Community College, (Instructional Programs), \$860

**Subtotal \$253,543.92**

### Regional Technology Services

Bergeron, Lisa Kaye, Sales and Service Contract, Blue Agilis, (Other Sponsored Activities/Other), \$40,800

**Subtotal \$40,800.00**

### University Libraries

Schumacher, Jaime L; VandeCreek, Drew E, Digital POWRR Professional Development Institutes for Digital Preservation, National Endowment for the Humanities/National Foundation on the Arts and Humanities, (Instructional Programs), \$348,900  
*Schumacher, Jaime L see Skuzinski, Thomas S (PA)*

**Subtotal \$348,900.00**

### VP Marketing & Communications

Jensen, Sol D, Illinois Common Application, Illinois Board of Higher Education, (Other Sponsored Activities/Other), \$107,570

**Subtotal \$107,570.00**

### VP Research and Innovation Partnerships

Blazey, Jerry, IMEC Five Year Master Agreement, Illinois Manufacturing Excellence Center, (Organized Research/Applied Research), \$1,760,345

**Subtotal \$1,760,345.34**

**Total Other Academic Units \$2,645,578.26**

### OTHER UNIVERSITY UNITS

#### Administration & Finance (A&F)

Chinniah, Sarah, Governor's Emergency Relief Funding (GEER), Illinois Board of Higher Education, (Other Sponsored Activities/Student Service), \$549,893

Chinniah, Sarah; Sanan, Shyree M, Strengthening Institutions Program (SIP), Office of Postsecondary Education/Department of Education, (Other Sponsored Activities/Other), \$1,864,381

**Subtotal \$2,414,274.00**

#### Division of Finance

Sanan, Shyree M see Chinniah, Sarah (A&F)

#### President's Office

Streb, Matthew J, NIU COVID-19 Hotline with DeKalb County Health Department, DeKalb County Health Department, (Other Sponsored Activities/Public Service), \$54,967

Streb, Matthew J, NIU COVID-19 Hotline with DeKalb County Health Department, DeKalb County Health Department, (Other Sponsored Activities/Public Service), \$35,000

**Subtotal \$89,966.74**

**Total Other University Units \$2,504,240.74**

**FISCAL YEAR TOTAL \$48,630,681.14**



# Submissions

## FY 2022 Proposals Quick Facts...

### Proposals – Value of Proposals by Activity Type

#### Research

Applied/Basic Research:	<b>\$55,154,779</b>	Average Request:	<b>\$224,206</b>
IPA or Joint Appointment:	<b>\$826,239</b>	Average Request:	<b>\$91,804</b>
Research Training:	<b>\$2,682,016</b>	Average Request:	<b>\$2,682,016</b>
Testing/Evaluation:	<b>\$358,348</b>	Average Request:	<b>\$89,587</b>
Other:	<b>\$42,000</b>	Average Request:	<b>\$42,500</b>
<b>Total Research:</b>	<b>\$59,063,382</b>		

#### Instruction

Instructional Programs:	<b>\$19,111,433</b>	Average Request:	<b>\$659,015</b>
<b>Total Instruction:</b>	<b>\$19,111,433</b>		

#### Other Sponsored Activities

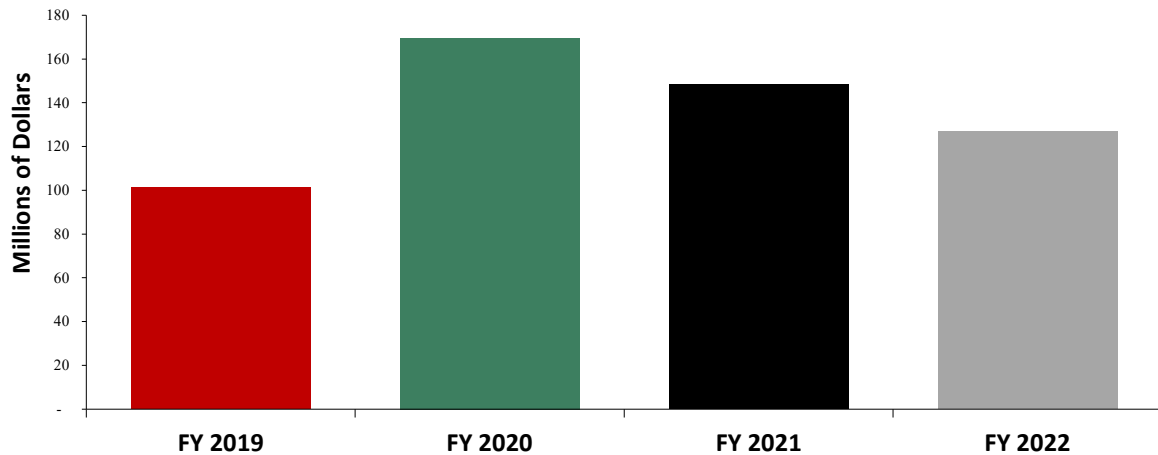
Public Service:	<b>\$35,629,783</b>	Average Request:	<b>\$501,828</b>
Other:	<b>\$12,967,401</b>	Average Request:	<b>\$762,788</b>
<b>Total Other Sponsored Activities:</b>	<b>\$48,597,184</b>		

Total Value of All Proposals: **\$126,771,999**

Number of Submissions: **379**

Number of faculty/staff serving as Principal Investigator on proposals: **169**

## AMOUNTS OF PROPOSALS

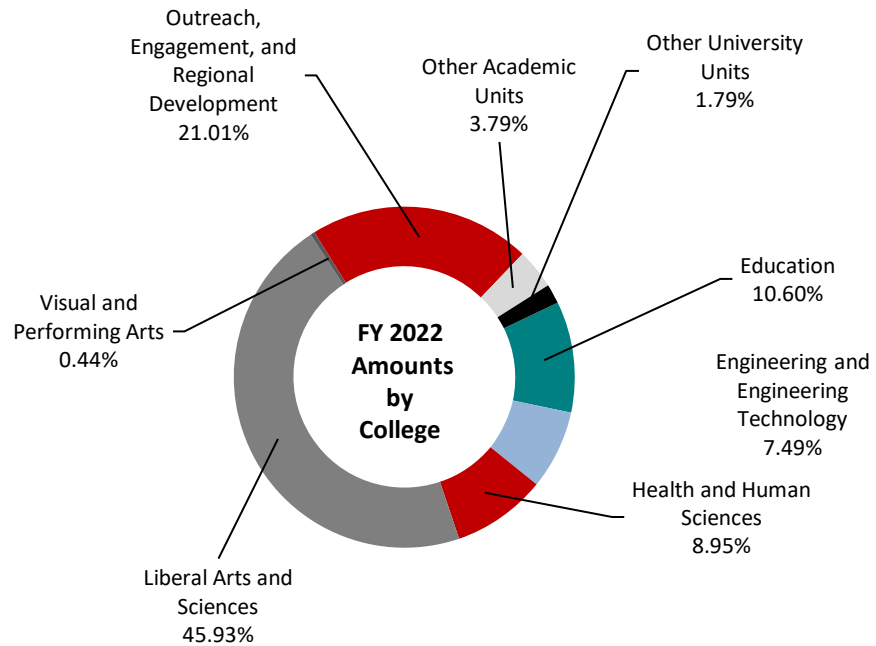


COLLEGE/UNIT	FY 2019	FY 2020	FY 2021	FY 2022
Business	108,348			
Education	3,293,855	4,925,576	\$10,330,131	\$13,442,988
Engineering and Engineering Technology	5,278,553	12,636,155	\$11,402,483	\$9,493,766
Health and Human Sciences	5,656,560	15,278,834	\$5,629,585	\$11,343,494
Law			\$6,500	
Liberal Arts and Sciences	50,183,406	77,292,422	\$65,069,688	\$58,222,352
Visual and Performing Arts	1,881,113	202,383	\$148,819	\$558,815
Outreach, Engagement, and Regional Development	14,742,658	15,426,408	\$26,679,948	\$26,631,540
Other Academic Units	20,132,975	3,291,709	\$4,338,786	\$4,803,661
Other University Units		40,598,712	\$24,793,153	\$2,275,381
<b>Total</b>	<b>101,277,468</b>	<b>169,652,199</b>	<b>\$148,399,093</b>	<b>\$126,771,999</b>

### FY 2021 Number and Amounts of Proposals

COLLEGE/UNIT	# of Proposals	Total Amount	Number Percentage	Amount Percentage
Business			0.00%	0.00%
Education	25	\$13,442,988	6.60%	10.60%
Engineering and Engineering Technology	60	\$9,493,766	15.83%	7.49%
Health and Human Sciences	44	\$11,343,494	11.61%	8.95%
Law			0.00%	0.00%
Liberal Arts and Sciences	187	\$58,222,352	49.34%	45.93%
Visual and Performing Arts	7	\$558,815	1.85%	0.44%
Outreach, Engagement, and Regional Development	35	\$26,631,540	9.23%	21.01%
Other Academic Units	18	\$4,803,661	4.75%	3.79%
Other University Units	3	\$2,275,381	0.79%	1.79%
<b>Total</b>	<b>379</b>	<b>\$126,771,999</b>	<b>100.00%</b>	<b>100.00%</b>

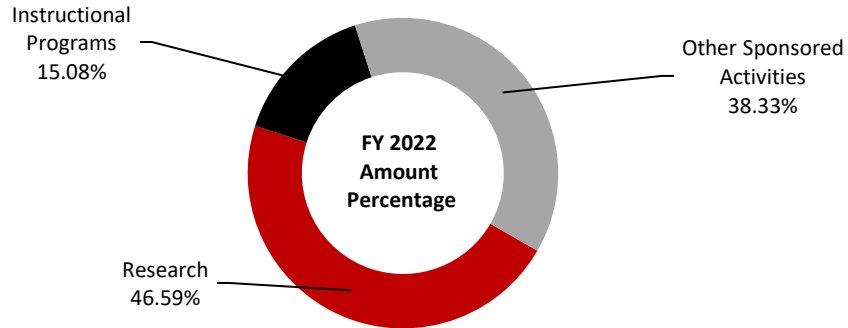
## Proposals by College/Unit



COLLEGE/UNIT	FY 2022
Education	13,442,988
Engineering and Engineering Technology	9,493,766
Health and Human Sciences	11,343,494
Law	-
Liberal Arts and Sciences	58,222,352
Visual and Performing Arts	558,815
Outreach, Engagement, and Regional Development	26,631,540
Other Academic Units	4,803,661
Other University Units	2,275,381
<b>Total</b>	<b>126,771,999</b>

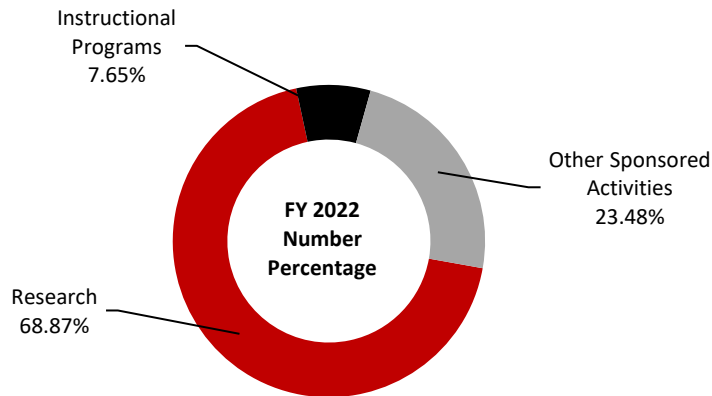


## Proposals by Purpose

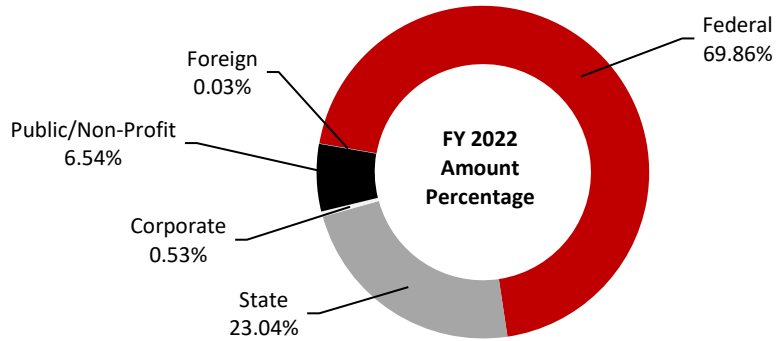


PURPOSE OF REQUEST	FY 2019	FY 2020	FY 2021	FY 2022
Research	42,222,303	78,934,527	56,094,451	59,063,382
Instructional Programs	5,726,182	10,397,696	8,892,312	19,111,433
Other Sponsored Activities	53,328,983	80,319,976	83,412,330	48,597,184
<b>Total</b>	<b>101,277,468</b>	<b>169,652,199</b>	<b>148,399,093</b>	<b>126,771,999</b>

PURPOSE OF REQUEST	FY 2019	FY 2020	FY 2021	FY 2022
Research	219	279	271	261
Instructional Programs	23	19	19	29
Other Sponsored Activities	81	85	101	89
<b>Total</b>	<b>323</b>	<b>383</b>	<b>391</b>	<b>379</b>

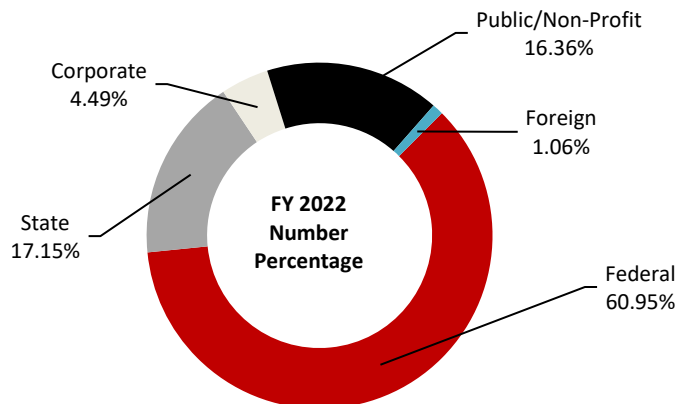


## Proposals by Source



SOURCE OF REQUEST	FY 2019	FY 2020	FY 2021	FY 2022
Federal	57,056,294	125,166,227	111,468,262	88,566,590
State	37,884,288	39,510,143	32,571,524	29,205,555
Corporate	746,592	903,484	1,055,244	667,199
Public/Non-Profit	5,527,825	4,051,611	3,251,046	8,288,837
Foreign	62,469	20,734	53,017	43,819
<b>Total</b>	<b>101,277,468</b>	<b>169,652,199</b>	<b>148,399,093</b>	<b>126,771,999</b>

SOURCE OF REQUEST	FY 2019	FY 2020	FY 2021	FY 2022
Federal	193	253	249	231
State	34	52	48	65
Corporate	16	16	15	17
Public/Non-Profit	75	60	76	62
Foreign	5	2	3	4
<b>Total</b>	<b>323</b>	<b>383</b>	<b>391</b>	<b>379</b>



## Comparison of FY 2021 and FY 2022 Amounts Submitted by Academic and Other Administrative Units

	FY 2021	FY 2022
<b>COLLEGE OF BUSINESS</b>		
Accountancy		
Finance		
<b>Total College of Business</b>	-	-
<b>COLLEGE OF EDUCATION</b>		
Dean's Office		8,069,555
Counseling, Adult and Health Education	779,557	477,315
Cross-disciplinary Research on Engaging Advancing Technology	607,776	
Curriculum and Instruction	4,891,316	2,833,441
Educational Technology, Research, and Assessment	565,178	542,377
Kinesiology and Physical Education	19,365	769,176
Leadership, Educational Psychology and Foundations	2,038,709	366,708
Morgridge Office	974,519	
Special and Early Education	453,711	384,417
<b>Total College of Education</b>	<b>10,330,131</b>	<b>13,442,988</b>
<b>COLLEGE OF ENGINEERING AND ENGINEERING TECHNOLOGY</b>		
Dean's Office	521,493	10,800
Electrical Engineering	3,559,082	1,595,766
Engineering Technology	1,320,495	2,288,236
Industrial and Systems Engineering	2,750,035	1,147,499
Mechanical Engineering	3,251,378	4,451,465
<b>Total College of Engineering and Engineering Technology</b>	<b>11,402,483</b>	<b>9,493,766</b>
<b>COLLEGE OF HEALTH AND HUMAN SCIENCES</b>		
Dean's Office		823,404
Allied Health and Communicative Disorders	2,037,719	1,387,211
Child Development and Family Center	438,353	209,092
Family, Consumer, and Nutrition Sciences	1,322,407	3,296,256
Nursing	367,587	1,039,619
School of Health Studies	649,158	811,206
School of Interdisciplinary Health Professions	814,360	3,776,706
<b>Total College of Health and Human Sciences</b>	<b>5,629,585</b>	<b>11,343,494</b>
<b>COLLEGE OF LAW</b>		
Giorgi Law Clinic	6,500	
<b>Total College of Law</b>	<b>6,500</b>	-

## Comparison of FY 2021 and FY 2022 Amounts Submitted by Academic and Other Administrative Units

	FY 2021	FY 2022
<b>COLLEGE OF LIBERAL ARTS AND SCIENCES</b>		
Dean's Office	502,974	2,499,967
Anthropology	830,128	227,579
Biological Sciences	1,861,540	1,448,518
Center for Latino and Latin American Studies		916,819
Center for Nonprofit and NGO Studies		150,000
Center for Southeast Asian Studies	2,251,716	6,760,825
Center for the Study of Family Violence and Sexual Assault	4,739,521	5,048,329
Chemistry and Biochemistry	10,333,504	8,454,207
Communication	316,670	475,220
Computer Science	3,152,124	8,617,591
English		60,000
Environmental Studies	25,000	1,031,108
Foreign Languages and Literature	399,577	249,254
Geographic and Atmospheric Sciences	1,733,436	1,964,498
Geology and Environmental Geosciences	202,716	2,126,265
History	242,590	
Mathematical Sciences	1,122,468	1,320,443
Philosophy	229,115	
Physics	12,202,855	7,862,449
Political Science	28,020	
Psychology	24,595,045	8,743,481
Public Administration	287,415	182,081
Sociology	13,273	63,119
Statistics		20,600
<b>Total College of Liberal Arts and Sciences</b>	<b>65,069,688</b>	<b>58,222,352</b>
<b>COLLEGE OF VISUAL AND PERFORMING ARTS</b>		
Dean's Office		199,921
Art and Design	83,456	316,804
Art Museum	42,363	42,090
Theatre and Dance	23,000	
<b>Total College of Visual and Performing Arts</b>	<b>148,819</b>	<b>558,815</b>

## Comparison of FY 2021 and FY 2022 Amounts Submitted by Academic and Other Administrative Units

	FY 2021	FY 2022
<b>OUTREACH, ENGAGEMENT AND REGIONAL DEVELOPMENT</b>		
Center for Child Welfare and Education	3,222,696	5,377,735
Center for Governmental Studies	7,500	
Center for P-20 Engagement	15,243,835	4,469,311
Continuing Professional Education	116,644	356,514
Education System Center	962,838	1,452,586
Northern Public Radio	478,903	333,675
OERD Division Administration		1,711,915
Precollegiate Programs-Upward Bound	3,357,532	3,378,764
Report Cards	3,290,000	9,551,040
<b>Total Outreach, Engagement and Regional Development</b>	<b>26,679,948</b>	<b>26,631,540</b>
<b>OTHER ACADEMIC UNITS</b>		
Career Services	50,000	50,000
Center for Black Studies	99,878	
Center for Burma Studies	59,999	
Diversity & Equity		25,000
Division of Research and Innovation Partnerships	2,214,248	3,516,540
Executive V P and Provost	1,268,286	300,000
Graduate School	297,476	363,629
Marketing & Communication		107,570
International Training Office		51,036
University Libraries	348,900	389,886
<b>Total Other Academic Units</b>	<b>4,338,786</b>	<b>4,803,661</b>
<b>OTHER UNIVERSITY UNITS</b>		
Administration & Finance	24,529,722	1,864,381
Student Engagement	128,900	
Presidents Office	132,033	36,000
Public Safety	2,498	375,000
<b>Total Other University Units</b>	<b>24,793,153</b>	<b>2,275,381</b>
<b>Total</b>	<b>148,399,093</b>	<b>126,771,999</b>

# Recognition

## Presidential Research, Scholarship and Artistry Professors

Presidential Research, Scholarship and Artistry Professorships is NIU's top recognition for outstanding research or artistry. SPA extends congratulations to all past and current Presidential Research, Scholarship and Artistry Professors.

### **2022-2026**

Abu Bakarr Bah, Department of Sociology  
 Evgueni Nesterov, Department of Chemistry and Biochemistry  
 Mark Schuller, Dept. of Anthropology and the Center for Nonprofit and NGO Studies

### **2021-2025**

Walker Ashley, Department of Geographic and Atmospheric Sciences  
 David Gunkel, Department of Communication

### **2020-2024**

Michael Barnes, School of Art and Design  
 Michael E. Papka, Department of Computer Science

### **2019-2023**

Jeffrey Einboden, Department of English  
 Tao Xu, Department of Chemistry

### **2018-2022**

Liam Teague, School of Music  
 Vishnu Zutshi, Department of Physics

### **2017-2021**

Michelle Demaray, Department of Psychology  
 Douglas Klumpp, Department of Chemistry and Biochemistry

### **2016-2020**

Swapan Chattopadhyay, Department of Physics  
 Omar Chmaissem, Department of Physics

### **2015-2019**

Sanjib Basu, Division of Statistics  
 Anne Britt, Department of Psychology  
 Aaron Fogleman, Department of History

### **2014-2018**

Giovanni Bennardo, Department of Anthropology  
 Ana Calvo-Byrd, Department of Biological Sciences  
 Nancy M. Wingfield, Department of History

### **2013-2017**

Elizabeth Gaillard, Department of Biological Sciences  
 Wei Luo, Department of Geography  
 Philippe Piot, Department of Physics

### **2012-2016**

Joseph Magliano, Department of Psychology

### **2011-2015**

Dhiman Chakraborty, Department of Physics  
 Richard King, Department of Biological Sciences

<https://www.niu.edu/president/professorships/research/past-recipients.shtml>

## Research and Artistry Recipients

Research and Artistry Awards are provided by the Division of Research and Innovation Partnerships to enhance extramural funding, develop new projects through preliminary data collection, foster interdisciplinary research, and support research and artistic activities for NIU faculty. SPA extends congratulations to the recipients of the Research and Artistry awards.

Yunier Bello-Cruz	Mathematical Sciences
Heather Bergan-Roller	Biological Sciences
Betty Birner	English
Geof Bradfield	Music
Kyu Taek Cho/Nicholas Pohlman	Mechanical Engineering
Mike Eads	Physics
Jeff Einboden	English
Hasan Ferdowsi	Electrical Engineering
Amanda Ferguson	Management
Rosemary Feurer	History
Aaron Fogleman	History
Angela Grippo	Psychology
Furkan Gur/Christine Mooney	Management
Lindsey Hawkins	Family & Consumer Sciences
Beatrix Hoffman	History
Jim Horn	Chemistry and Biochemistry
Courtney Hughes/Mahdi Vaezi	School of Health Studies
Farah Ishaq	Kinesiology and Physical Education
Andy Jeon	Marketing
Bethia King	Biological Sciences
Venumadhav Korampally	Electrical Engineering
Colin Kuehl	Political Science
Laurence Lurio	Physics
Blaise Magniere/Anthony Devroye	Music
Cheng-Hou Lee/Marie Wang	
Mohammad Moghimi	Electrical Engineering
Alesha Porisky	Political Science
Iman Salehinia	Mechanical Engineering
Brian Sandberg	History
Kimberly Shotick	University Libraries
Pallavi Singh	Biological Sciences
Thomas Smith	Educational Technology, Research and Assessment
Christine Staikidis	School of Art and Design
Elina Tang	Marketing
Mahdi Vaezi	Engineering Technology
Sahar Vahabzadeh	Mechanical Engineering
Matt Wilson/Chris Hill	Allied Health and Communicative Disorders/ Kinesiology and Physical Education



## Great Journeys Recipients

SPA extends congratulations to the Great Journeys Recipients selected in FY 2022.

Andy Bruno	History
Olivier Devergne	Biological Sciences
Allison Gladfelter	Allied Health & Communicative Disorders
Angela Grippo	Psychology
M. Courtney Hughes	School of Health Studies
Laurence Lurio	Physics
Philippe Piot	Physics
Christopher Scanlon	School of Music
Kara Styck	Psychology
Mahdi Vaezi	Engineering Technology
Sahar Vahabzadeh	Mechanical Engineering
Ting Xia	Mechanical Engineering
Jennifer Jacobs/Zachary Wahl-Alexander	Kinesiology & Physical Education

## Issued Patents

**Cheng, Yingwen; Xu, Tao;** Lu, Ke; Xu, Haiping, Department of Chemistry and Biochemistry – *Doped Lithium Anode, Battery Having a Doped Lithium Anode, and Methods of Use Thereof* (US Patent 11,217,788)

**Gaillard, Elizabeth** and Karumanchi, Devi Kalyan, Department of Chemistry and Biochemistry – *Non-Invasive Ocular Biomarkers for Early Diagnosis of Diseases* (US Patent 11,166,633)

**Xu, Tao,** Department of Chemistry and Biochemistry – *Sequestering Compositions and Materials* (US Patent 11,174,277)

- This invention was made with government support under Contract No. DE-AC36-08G028308 awarded by the Department of Energy and Contract No. DMR-1806152 awarded by the National Science Foundation.

**Xu, Tao,** Department of Chemistry and Biochemistry – *Perovskite Photovoltaic Device* (US Patent 11,232,914)

- This invention was made with government support under CBET-1150617 awarded by the National Science Foundation.

**\*Current NIU faculty members are in bold**

# Report Notes

## Report Notes and Definitions

### Annual Report Reporting Period

The **fiscal year (FY)** for NIU is July 1 to June 30. This report includes data for all awards and proposals processed through SPA during the FY 2021 period. An award is considered processed by SPA when it has been reviewed, signed (if necessary), assigned a grant account number, and a SPA notice of award has been sent to the Principal Investigator(s). A proposal is considered processed through SPA after the institutional review and sign off process is complete and the proposal has been submitted to the funding agency.

### Definition of Award

An **award** is a funded project for which NIU has received an official notice of award or executed contract from a sponsor requiring the university to undertake a particular activity and for which a deliverable is expected. Awards that provide full funding in the first year of a multi-year project are included in the fiscal year the award was made. Award dollars received from sponsors that provide funding for specific budget periods within a multi-year project (i.e. incremental awards) are included in the fiscal year for which funding is received. Consequently, funding can fluctuate for a department or college depending on how a project is funded. Direct year by year comparisons should always be made with caution.

### Definition of Proposal

A **proposal** is a request for external funding support for a particular activity that is routed through SPA. There is no correlation between the proposals and awards in this report.

### Sponsor Types

SPA recognizes five categories of funders: federal, state, corporate, public/nonprofit, and foreign. All amounts in this report are based on the originating source of funding. Sources of funding through the report include both direct and pass-through funding (e.g. when a state agency passes federal funds through to NIU these funds are reported as federal dollars). Public/nonprofit sponsors include non-Illinois institutions of higher education, municipalities, civic organizations, as well as non-profit and non-governmental organizations.

### Intellectual Credit

For projects that have multiple Principal Investigators and Co-Principal Investigators, the total award is allocated to the lead or contact Principal Investigator (PI) and his/her respective home academic unit or center. All other Principal Investigator's and Co-Principal Investigator's participation is indicated with a notation under their home academic unit or center to see the lead or contact Principal Investigator's entry for complete award details.

**Research Center Credit**

Involvement of a research center or interdisciplinary unit is noted in the individual award sections for each activity type.

**Research**

Research and development include both basic and applied research activities undertaken in order to increase knowledge – including knowledge of humankind, culture, and society.

**Basic Research:** Experimental or theoretical work undertaken primarily to acquire new knowledge of the underlying foundations of phenomena or observable facts without any participation or application in mind.

**Applied Research:** Original investigation undertaken in order to acquire new knowledge to meet a specific, recognized need and to solve practical real-world problems.

**Instruction**

Instruction defines teaching and training activities of the institution that are intended to elicit some measure of “educational change” in a learner or in a group of learners. Instruction includes all teaching and training activities, whether offered for credit(s) towards a degree or certificate, on a non-credit basis, or through regular academic departments or separate divisions, such as a summer school division or an extension division.

**Other Sponsored Activities**

These programs include public service programs that bring the various resources and capabilities of NIU to the community to respond to a local need. Other types of sponsored activities include student support programs, testing and evaluation activities that do not meet the definition of research, joint appointment agreements, and some workshop and travel grants.

# Sponsored Programs Administration

## Annual Report 2022

DeKalb, Illinois 60115

Production: Julie Miller, eRA Data Coordinator, RIPS

Northern Illinois University is an equal opportunity institution and does not discriminate on the basis of race, color, religion, sex, age, marital status, national origin, disability, status based on the Victims' Economic Security and Safety Act (VESSA) or status as a disabled or Vietnam-era veteran. Further, the Constitution and Bylaws of Northern Illinois University provides for equal treatment regardless of political views or affiliation, and sexual orientation. Inquiries concerning application of Title IX, Section 504, and other statutes and regulations may be referred to the Affirmative Action and Diversity Resources Center, 1515 W. Lincoln Highway, DeKalb, IL 60115, telephone 815-753-1118.



Northern Illinois  
University