

Sponsored Programs Administration Annual Report 2021



Northern Illinois
University

Table of Contents

| | |
|---|-------|
| Introduction | 3 |
| Awards | 4 |
| FY 2021 Funding Quick Facts | 5 |
| FY 2021 Awarded Projects | 6 |
| Amounts and Number of Awards by Purpose | 7 |
| Amounts and Number of Awards by Sponsor..... | 8 |
| Awards by College/Unit | 9 |
| Comparison of FY 2020 and FY 2021 | 10-12 |
| Amounts Awarded by Purpose | 13-15 |
| Amounts Awarded by Source | 16-18 |
| Amounts Awarded with Federal Funds..... | 19-22 |
| Amounts Awarded with State Funds | 23 |
| Amounts Awarded with Corporate Funds | 24-28 |
| Amounts Awarded with Public/Non Profit Funds..... | 29-32 |
| Amounts Awarded with Foreign Funds..... | 33 |
| Research | 34 |
| Research Awards by Purpose..... | 35 |
| Research Awards by College and Sponsor | 36 |
| Research Awards by Department | 37-39 |
| Instruction | 40 |
| Instruction Awards by College and Sponsor | 41 |
| Instruction Awards by Department | 42-43 |
| Other Sponsored Activities | 44 |
| Other Sponsored Activities Awards by Purpose | 45 |
| Other Sponsored Activities Awards by College and Sponsor..... | 46 |
| Other Sponsored Activities Awards by Department | 47-48 |
| FY 2021 Awards Detail | 49-64 |
| Submissions | 65 |
| FY 2021 Proposals Quick Facts..... | 66 |
| Amounts of Proposals..... | 67 |
| Proposals by College/Unit..... | 68 |
| Proposals by Purpose..... | 69 |
| Proposals by Source..... | 70 |
| Comparison of FY 2020 and FY 2021 Amounts..... | 71-73 |
| Recognition | 74 |
| Presidential Research, Scholarship and Artistry Professors..... | 75 |
| Research and Artistry Recipients | 76 |
| Great Journeys Recipients | 77 |
| Issued Patents..... | 78 |
| Report Notes | 79 |
| Report Notes and Definitions | 80-81 |



Introduction

Greetings,

Sponsored Programs Administration (SPA) is pleased to provide the FY21 Annual Report that shows continued growth in external funding with faculty and staff securing 343 awards totaling \$80 million. This puts NIU's total sponsored funding, and research funding, at its highest level in ten years.

While federal Covid-19 relief funds account for a significant share of this year's funding, SPA is pleased to report that even in their absence sponsored funding continues to increase.

This is a tremendous accomplishment for faculty and staff who have secured funding during these challenging times and for all NIU staff who support these awards.

External funds help advance the important work of faculty and staff and enable the university to realize its vision to transform the world through research, artistry, teaching and engagement.

We extend our congratulations to those who secured external funding and appreciate the efforts of all who submitted funding proposals during this unpredictable time. Even amidst the uncertainty, we continue to seek ways to provide the highest level of support possible and look forward to another successful year.

Sponsored Programs Administration

Awards



FY 2021 Funding Quick Facts...

Organized Research

| | |
|--|------------------------------------|
| Applied/Basic Research: \$13,498,911.93 | Average Award: \$105,460.25 |
| IPA or Joint Appointment: \$726,552.39 | Average Award: \$60,546.03 |
| Research Training: \$83,500.00 | Average Award: \$41,750.00 |
| Organized Research: \$14,308,964.32 | Average Award: \$100,767.35 |

Instructional Programs

| | |
|---|-----------------------------------|
| Instructional Programs: \$5,815,998.30 | Average Award: \$41,535.70 |
|---|-----------------------------------|

Others

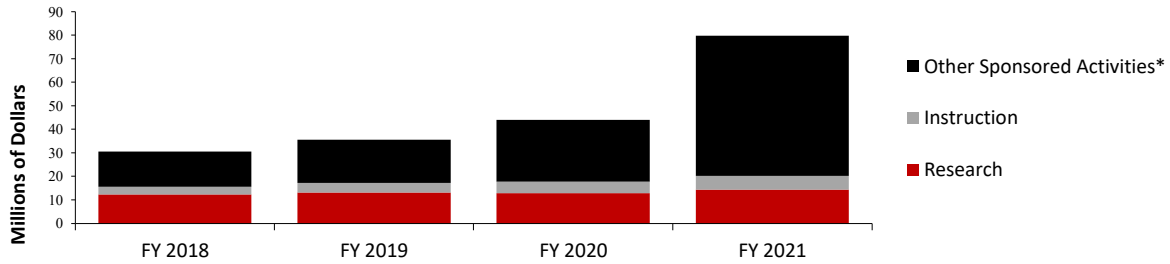
| | |
|--|--------------------------------------|
| IPA or Joint Appointment: \$65,607.86 | Average Award: \$65,507.86 |
| Other: \$38,534,705.32 | Average Award: \$2,408,419.08 |
| Public Service: \$17,245,051.02 | Average Award: \$442,180.80 |
| Student Service: \$3,708,593.09 | Average Award: \$927,148.27 |
| Testing/Evaluation: \$26,206.00 | Average Award: \$26,206.00 |
| Others: \$59,580,063.29 | Average Award: \$976,722.35 |

Total Overall Funding: **\$79,704,025.91**

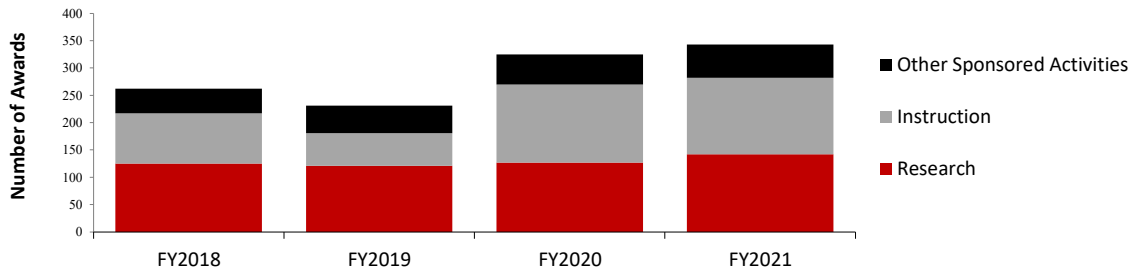
Number of Awards: **343**

Number of faculty/staff serving as Principal Investigator on awarded projects: **127**

FY 2021 Awarded Projects



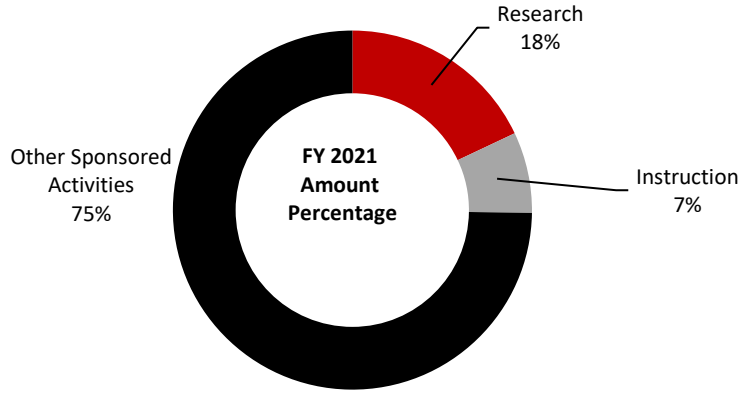
| PURPOSE OF FUNDING | FY 2018 | FY 2019 | FY 2020 | FY 2021 |
|-----------------------------|----------------------|----------------------|----------------------|----------------------|
| Research | 12,212,654.00 | 13,058,650.53 | 12,867,700.50 | 14,308,964.32 |
| Instruction | 3,376,504.00 | 4,171,729.18 | 4,791,439.67 | 5,814,998.30 |
| Other Sponsored Activities* | 14,849,634.00 | 18,328,674.47 | 26,329,019.88 | 59,580,063.29 |
| Total | 30,438,792.00 | 35,559,054.18 | 43,988,160.05 | 79,704,025.91 |



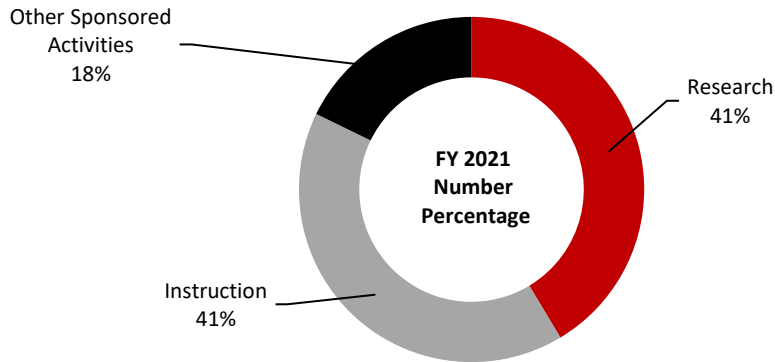
| PURPOSE OF FUNDING | FY2018 | FY2019 | FY2020 | FY2021 |
|----------------------------|------------|------------|------------|------------|
| Research | 125 | 121 | 127 | 142 |
| Instruction | 92 | 60 | 143 | 140 |
| Other Sponsored Activities | 45 | 50 | 55 | 61 |
| Total | 262 | 231 | 325 | 343 |

*FY 2021 Other Sponsored Activities includes the institutional portion of funding authorized under the Coronavirus Response and Relief Supplemental Appropriations Act (CRRSAA) and the American Rescue Plan (ARP).

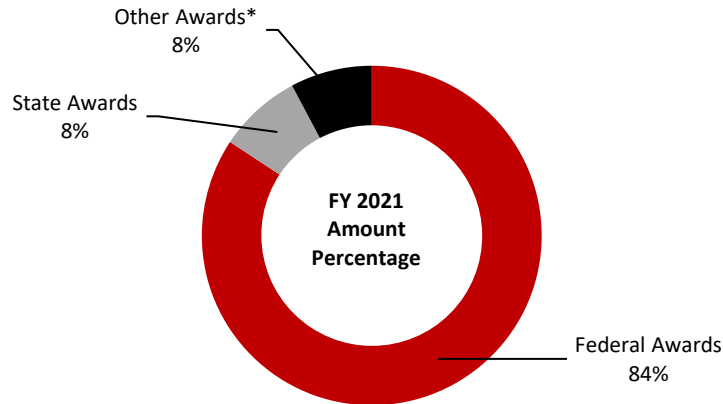
Amounts and Numbers of Awards by Purpose



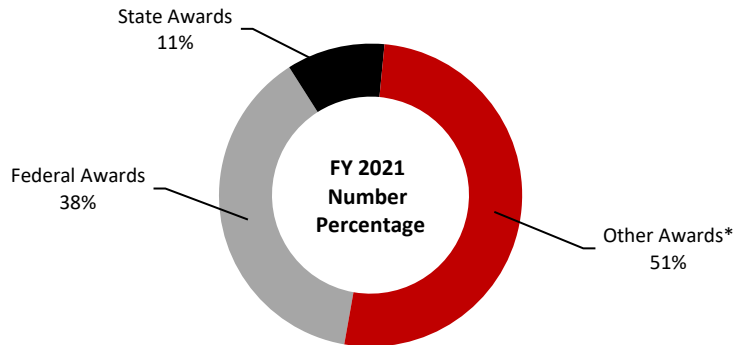
| PURPOSE OF FUNDING | Amounts of Awards | Numbers of Awards |
|----------------------------|--------------------------|--------------------------|
| Research | 14,308,964.32 | 142 |
| Instruction | 5,814,998.30 | 140 |
| Other Sponsored Activities | 59,580,063.29 | 61 |
| Total | 79,704,025.91 | 343 |



Amounts and Numbers of Awards by Sponsor

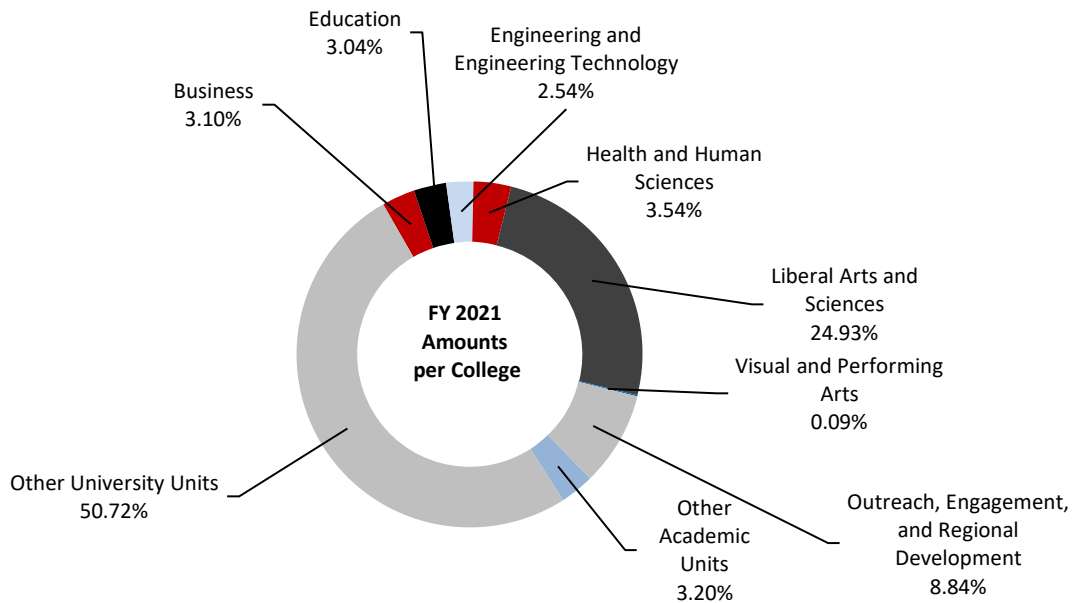


| SOURCE OF FUNDING | Amounts of Awards | Numbers of Awards |
|-------------------|----------------------|-------------------|
| Federal Awards | 67,185,155.63 | 131 |
| State Awards | 6,318,919.27 | 36 |
| Corporate Awards | 2,694,605.89 | 98 |
| Public/Non-Profit | 3,440,940.77 | 74 |
| Foreign | 64,404.35 | 4 |
| Total | 79,704,025.91 | 343 |



*Other Awards - (Corporate, Public/Non-Profit, and Foreign)

Awards by College/Unit



| COLLEGE/UNIT | FY 2018 | FY 2019 | FY 2020 | FY 2021 |
|--|-------------------|-------------------|----------------------|----------------------|
| Business | 1,205,684 | 608,926 | 1,904,200.00 | 2,468,108.54 |
| Education | 1,436,900 | 885,167 | 1,760,924.97 | 2,426,278.10 |
| Engineering and Engineering Technology | 1,069,004 | 1,000,563 | 1,051,110.74 | 2,026,655.18 |
| Health and Human Sciences | 985,147 | 4,306,545 | 1,995,383.24 | 2,820,547.88 |
| Law | | 124,843 | | |
| Liberal Arts and Sciences | 16,050,245 | 18,193,993 | 18,576,795.29 | 19,870,109.02 |
| Outreach, Engagement, and Regional Development | 7,105,531 | 8,251,169 | 8,214,484.28 | 7,042,913.84 |
| Visual and Performing Arts | 135,859 | 125,293 | 86,900.00 | 74,800.00 |
| Other Academic Units | 2,449,422 | 2,053,585 | 2,861,997.26 | 2,546,932.09 |
| Other University Units* | 1,000 | 8,970 | 7,536,364.27 | 40,427,681.26 |
| Total | 30,438,792 | 35,559,054 | 43,988,160.05 | 79,704,025.91 |

*The FY 2021 amount for Other University Units includes the institutional portion of funding authorized under the Coronavirus Response and Relief Supplemental Appropriations Act (CRRSAA) and the American Rescue Plan (ARP).

Comparison of FY 2020 and FY 2021 Amounts Awarded by Academic and Other Administrative Units

| | FY 2020 | FY 2021 |
|--|---------------------|---------------------|
| COLLEGE OF BUSINESS | | |
| Accountancy | | |
| Finance | | |
| Dean's Office | 1,904,200.00 | 2,468,108.54 |
| Total College of Business | 1,904,200.00 | 2,468,108.54 |
| COLLEGE OF EDUCATION | | |
| Dean's Office | 41,064.33 | |
| Counseling, Adult and Higher Education | | 6,968.65 |
| Curriculum and Instruction | 636,299.24 | 534,575.00 |
| Educational Technology, Research, and Assessment | 24,951.90 | 59,903.00 |
| Kinesiology and Physical Education | 41,380.92 | 58,590.00 |
| Leadership, Educational Psychology and Foundations | 367,228.03 | 467,449.98 |
| Morgridge Office | | 642,621.47 |
| Special and Early Education | 650,000.55 | 656,170.00 |
| Total College of Education | 1,760,924.97 | 2,426,278.10 |
| COLLEGE OF ENGINEERING AND ENGINEERING TECHNOLOGY | | |
| Dean's Office | 352,933.01 | 47,808.00 |
| Electrical Engineering | 15,000.00 | 258,290.96 |
| Engineering Technology | 194,681.10 | 929,064.76 |
| Industrial and Systems Engineering | 203,897.00 | 210,634.90 |
| Mechanical Engineering | 284,599.63 | 580,856.56 |
| Total College of Engineering and Engineering Technology | 1,051,110.74 | 2,026,655.18 |
| COLLEGE OF HEALTH AND HUMAN SCIENCES | | |
| Dean's Office | 314,932.00 | 283,556.06 |
| Allied Health and Communicative Disorders | 2,500.00 | 5,000.00 |
| Child Development and Family Center | | 390,125.28 |
| Family, Consumer, and Nutrition Sciences | 772,324.00 | 1,194,177.00 |
| Nursing | 198,853.00 | 285,795.32 |
| School of Health Studies | 147,515.24 | 115,186.22 |
| School of Interdisciplinary Health Professions | 559,259.00 | 546,708.00 |
| Total College of Health and Human Sciences | 1,995,383.24 | 2,820,547.88 |
| COLLEGE OF LAW | | |
| Law | | |
| Total College of Law | - | - |

Comparison of FY 2020 and FY 2021 Amounts Awarded by Academic and Other Administrative Units

| | FY 2020 | FY 2021 |
|--|----------------------|----------------------|
| COLLEGE OF LIBERAL ARTS AND SCIENCES | | |
| Dean's Office | | 50,000.00 |
| Anthropology | 211,315.00 | 183,454.35 |
| Biological Sciences | 1,122,551.38 | 1,201,707.16 |
| Center for Latino and Latin American Studies | | 3,500.00 |
| Center for Nonprofit and NGO Studies | 12,075.00 | |
| Center for Southeast Asian Studies | 1,584,936.00 | 1,421,000.00 |
| Center for the Study of Family Violence and Sexual Assault | 1,373,661.97 | 1,764,838.69 |
| Chemistry and Biochemistry | 1,716,649.39 | 2,365,474.89 |
| Computer Science | 798,265.78 | 986,060.67 |
| Economics | 9,955.00 | |
| Environmental Studies | 596,706.00 | 25,000.00 |
| Geographic and Atmospheric Sciences | 33,152.37 | 598,335.00 |
| Geology and Environmental Geosciences | 792,243.00 | 215,303.84 |
| History | 124,589.00 | 13,812.00 |
| Mathematical Sciences | 14,000.00 | |
| Philosophy | | 300.00 |
| Physics | 2,633,972.78 | 3,068,839.67 |
| Political Science | 10,000.00 | 28,020.00 |
| Psychology | 7,533,222.62 | 7,775,075.65 |
| Public Administration | 9,500.00 | 156,114.50 |
| Sociology | | 13,272.60 |
| Total College of Liberal Arts and Sciences | 18,576,795.29 | 19,870,109.02 |
| COLLEGE OF VISUAL AND PERFORMING ARTS | | |
| Art and Design | 60,500.00 | 67,000.00 |
| Art Museum | 7,900.00 | 7,800.00 |
| Music | 18,500.00 | |
| Total College of Visual and Performing Arts | 86,900.00 | 74,800.00 |
| OUTREACH, ENGAGEMENT AND REGIONAL DEVELOPMENT | | |
| Center for Child Welfare and Education | 1,403,722.00 | 1,218,487.20 |
| Center for Governmental Studies | 97,634.00 | 9,062.00 |
| Continuing Professional Education | 99,431.00 | 116,644.00 |
| Education System Center | 302,250.00 | 862,840.64 |
| Illinois Council on Economic Education | 35,000.00 | |
| Northern Illinois Center for Nonprofit Excellence | 1,695,577.28 | |
| Northern Public Radio | 598,956.00 | 525,630.00 |
| P-20 Center | 431,178.00 | 174,580.00 |
| Precollegiate Programs-Upward Bound | | 845,670.00 |
| Regional Development Institute | 50,736.00 | |
| Report Cards | 3,500,000.00 | 3,290,000.00 |
| Total Outreach, Engagement and Regional Development | 8,214,484.28 | 7,042,913.84 |

Comparison of FY 2020 and FY 2021 Amounts Awarded by Academic and Other Administrative Units

| | FY 2020 | FY 2021 |
|--|----------------------|----------------------|
| OTHER ACADEMIC UNITS | | |
| Center for Burma Studies | 250,000.00 | |
| Division of Research and Innovation Partnerships, VP | 1,638,422.66 | 1,475,014.00 |
| Executive Vice President and Provost | | 468,286.09 |
| Graduate School, Dean's Office | 227,458.60 | 251,476.00 |
| International Program Office | | |
| International Student and Scholar Services | 59,254.00 | |
| Regional Technology Services | | 7,600.00 |
| Teacher Certification | | |
| University Libraries | 686,862.00 | 297,495.00 |
| Total Other Academic Units | 2,861,997.26 | 2,499,871.09 |
| OTHER UNIVERSITY UNITS | | |
| Administration & Finance | | 23,979,829.00 |
| Controller | 7,412,589.00 | 16,315,819.00 |
| Jobs Plus | 31,598.27 | 44,563.00 |
| Presidents Office | | 132,033.26 |
| Public Safety | 2,100.00 | 2,498.00 |
| Student Affairs | 90,077.00 | |
| Total Other University Units | 7,536,364.27 | 40,474,742.26 |
| Total | 43,988,160.05 | 79,704,025.91 |

Amounts Awarded by Purpose

| | Research | Instruction | Other Sponsored Activities |
|--|---------------------|---------------------|----------------------------|
| COLLEGE OF BUSINESS | | | |
| Dean's Office | | 2,468,108.54 | |
| Total College of Business | - | 2,468,108.54 | - |
| COLLEGE OF EDUCATION | | | |
| Counseling, Adult and Higher Education | 6,468.65 | 500.00 | |
| Curriculum and Instruction | | 534,575.00 | |
| Educational Technology, Research, and Assessment | 38,428.00 | 21,475.00 | |
| Kinesiology and Physical Education | | | 58,590.00 |
| Leadership, Educational Psychology and Foundations | | 467,449.98 | |
| Morgridge Office | 642,621.47 | | |
| Special and Early Education | | 656,170.00 | |
| Total College of Education | 687,518.12 | 1,680,169.98 | 58,590.00 |
| COLLEGE OF ENGINEERING AND ENGINEERING TECHNOLOGY | | | |
| Dean's Office | 47,808.00 | | |
| Electrical Engineering | 258,290.96 | | |
| Engineering Technology | 929,064.76 | | |
| Industrial and Systems Engineering | 188,134.90 | 22,500.00 | |
| Mechanical Engineering | 580,856.56 | | |
| Total College of Engineering and Engineering | 2,004,155.18 | 22,500.00 | - |
| COLLEGE OF HEALTH AND HUMAN SCIENCES | | | |
| Dean's Office | | | 283,556.06 |
| Allied Health and Communicative Disorders | 5,000.00 | | |
| Child Development and Family Center | | 15,065.28 | 375,060.00 |
| Family, Consumer, and Nutrition Sciences | | 1,032,619.00 | 161,558.00 |
| Nursing | 185,848.00 | | 99,947.32 |
| School of Health Studies | 88,980.22 | | 26,206.00 |
| School of Interdisciplinary Health Professions | 546,708.00 | | |
| Total College of Health and Human Sciences | 826,536.22 | 1,047,684.28 | 946,327.38 |

Amounts Awarded by Purpose

| | Research | Instruction | Other Sponsored Activities |
|--|---------------------|-------------------|----------------------------|
| COLLEGE OF LIBERAL ARTS AND SCIENCES | | | |
| Dean's Office | | | 50,000.00 |
| Anthropology | 183,454.35 | | |
| Biological Sciences | 1,201,707.16 | | |
| Center for Latino and Latin American Studies | 3,500.00 | | |
| Center for Southeast Asian Studies | | | 1,421,000.00 |
| Center for the Study of Family Violence and Sexual | 75,000.00 | | 1,689,838.69 |
| Chemistry and Biochemistry | 2,365,474.89 | | |
| Computer Science | 986,060.67 | | |
| Economics | | | |
| Environmental Studies | 25,000.00 | | |
| Geographic and Atmospheric Sciences | 579,390.00 | 18,945.00 | |
| Geology and Environmental Geosciences | 215,303.84 | | |
| History | 13,812.00 | | |
| Mathematical Sciences | | | |
| Philosophy | 300.00 | | |
| Physics | 3,003,331.81 | | 65,507.86 |
| Political Science | 28,020.00 | | |
| Psychology | 463,113.48 | 250,000.00 | 7,061,962.17 |
| Public Administration | | 156,114.50 | |
| Sociology | 13,272.60 | | |
| Total College of Liberal Arts and Sciences | 9,156,740.80 | 425,059.50 | 10,288,308.72 |
| COLLEGE OF VISUAL AND PERFORMING ARTS | | | |
| Art and Design | 67,000.00 | | |
| Art Museum | | | 7,800.00 |
| Total College of Visual and Performing Arts | 67,000.00 | - | 7,800.00 |
| OUTREACH, ENGAGEMENT, AND REGIONAL DEVELOPMENT | | | |
| Center for Child Welfare and Education | | | 1,218,487.20 |
| Center for Governmental Studies | | | 9,062.00 |
| Continuing Professional Education | | | 116,644.00 |
| Education System Center | | | 862,840.64 |
| Illinois Council on Economic Education | | | |
| Northern Illinois Center for Nonprofit Excellence | | | |
| Northern Public Radio | | | 525,630.00 |
| P-20 Center | | | 174,580.00 |
| Precollegiate-Upward Bound | | | 845,670.00 |
| Report Cards | | | 3,290,000.00 |
| Total Outreach, Engagement and Regional Development | - | - | 7,042,913.84 |

Amounts Awarded by Purpose

| | Research | Instruction | Other Sponsored Activities |
|--|----------------------|---------------------|----------------------------|
| OTHER ACADEMIC UNITS | | | |
| Division of Research and Innovation Partnerships | 1,475,014.00 | | |
| Executive Vice President and Provost | | 12,000.00 | 456,286.09 |
| Graduate School, Dean's Office | 92,000.00 | 159,476.00 | |
| Regional Technology Services | | | 7,600.00 |
| University Libraries | | | 297,495.00 |
| Total Other Academic Units | 1,567,014.00 | 171,476.00 | 761,381.09 |
| OTHER UNIVERSITY UNITS | | | |
| Administration & Finance | | | 23,979,829.00 |
| Controller | | | 16,315,819.00 |
| Jobs Plus | | | 44,563.00 |
| Presidents Office | | | 132,033.26 |
| Public Safety | | | 2,498.00 |
| Total Other University Units | - | - | 40,474,742.26 |
| Total | 14,308,964.32 | 5,814,998.30 | 59,580,063.29 |

Amounts Awarded by Source

| | Federal | State | Corporate | Public/Non Profit | Foreign |
|--|---------------------|---------------------|---------------------|---------------------|------------------|
| COLLEGE OF BUSINESS | | | | | |
| Dean's Office | 22,750.00 | | 2,177,731.71 | 267,626.83 | |
| Total College of Business | 22,750.00 | - | 2,177,731.71 | 267,626.83 | - |
| COLLEGE OF EDUCATION | | | | | |
| Counseling, Adult and Higher Education | | | | 6,968.65 | |
| Curriculum and Instruction | | | | 534,575.00 | |
| Educational Technology, Research, and Assessment | | | | 46,990.95 | 12,912.05 |
| Kinesiology and Physical Education | | 58,590.00 | | | |
| Leadership, Educational Psychology and Foundations | | | | 467,449.98 | |
| Morgridge Office | 642,621.47 | | | | |
| Special and Early Education | 650,000.00 | | | 6,170.00 | |
| Total College of Education | 1,292,621.47 | 58,590.00 | - | 1,062,154.58 | 12,912.05 |
| COLLEGE OF ENGINEERING AND ENGINEERING TECHNOLOGY | | | | | |
| Dean's Office | 47,808.00 | | | | |
| Electrical Engineering | 174,520.04 | 12,442.57 | 71,328.35 | | |
| Engineering Technology | 179,261.00 | 44,419.00 | 25,330.00 | 680,054.76 | |
| Industrial and Systems Engineering | | | 210,634.90 | | |
| Mechanical Engineering | 559,468.58 | | 21,387.98 | | |
| Total College of Engineering and Engineering Technology | 961,057.62 | 56,861.57 | 328,681.23 | 680,054.76 | - |
| COLLEGE OF HEALTH AND HUMAN SCIENCES | | | | | |
| Dean's Office | 283,556.06 | | | | |
| Allied Health and Communicative Disorders | | | | 5,000.00 | |
| Child Development and Family Ctr | 375,060.00 | 15,065.28 | | | |
| Family, Consumer, and Nutrition Sciences | 491,558.00 | 702,619.00 | | | |
| Nursing | 175,848.00 | 109,947.32 | | | |
| School of Health Studies | | 75,975.00 | | 39,211.22 | |
| School of Interdisciplinary Hlth Prf | 231,708.00 | 315,000.00 | | | |
| Total College of Health and Human Sciences | 1,557,730.06 | 1,218,606.60 | - | 44,211.22 | - |

Amounts Awarded by Source

| | Federal | State | Corporate | Public/Non Profit | Foreign |
|--|----------------------|---------------------|-------------------|-------------------|------------------|
| COLLEGE OF LIBERAL ARTS AND SCIENCES | | | | | |
| Dean's Office | | | | 50,000.00 | |
| Anthropology | 167,033.35 | 9,348.00 | | 7,073.00 | |
| Biological Sciences | 1,046,156.60 | 35,303.94 | | 120,246.62 | |
| Center for Latino and Latin American Studies | | | | 3,500.00 | |
| Center for Southeast Asian Studies | 1,421,000.00 | | | | |
| Center for the Study of Family Violence and Sexual Assault | 603,863.33 | 1,160,975.36 | | | |
| Chemistry and Biochemistry | 2,355,474.89 | | 10,000.00 | | |
| Computer Science | 915,075.72 | | 70,984.95 | | |
| Environmental Studies | | | | 25,000.00 | |
| Geographic and Atmospheric Sciences | 474,682.00 | | 104,708.00 | 18,945.00 | |
| Geology and Environmental Geosciences | 155,310.64 | 59,993.20 | | | |
| History | | | | | 13,812.00 |
| Philosophy | | | | 300.00 | |
| Physics | 3,053,839.67 | | | 15,000.00 | |
| Political Science | 28,020.00 | | | | |
| Psychology | 7,583,370.35 | 139,722.00 | | 14,303.00 | 37,680.30 |
| Public Administration | | | | 156,114.50 | |
| Sociology | | 13,272.60 | | | |
| Total College of Liberal Arts and Sciences | 17,803,826.55 | 1,418,615.10 | 185,692.95 | 410,482.12 | 51,492.30 |
| COLLEGE OF VISUAL AND PERFORMING ARTS | | | | | |
| Art and Design | 60,000.00 | | | 7,000.00 | |
| Art Museum | | 7,800.00 | | | |
| Music | | | | | |
| Total College of Visual and Performing Arts | 60,000.00 | 7,800.00 | - | 7,000.00 | - |

Amounts Awarded by Source

| | Federal | State | Corporate | Public/Non Profit | Foreign |
|--|----------------------|---------------------|---------------------|---------------------|------------------|
| OUTREACH, ENGAGEMENT AND REGIONAL DEVELOPMENT | | | | | |
| Center on Child Welfare and Education | 1,218,487.20 | | | | |
| Center for Governmental Studies | | 9,062.00 | | | |
| Continuing Professional Education | 116,644.00 | | | | |
| Education System Center | 812,840.64 | 50,000.00 | | | |
| Northern Public Radio | | 65,323.00 | | 460,307.00 | |
| P-20 Center | 174,580.00 | | | | |
| Precollegiate-Upward Bound | 845,670.00 | | | | |
| Report Cards | | 3,290,000.00 | | | |
| Total Outreach, Engagement and Regional Development | 3,168,221.84 | 3,414,385.00 | - | 460,307.00 | - |
| OTHER ACADEMIC UNITS | | | | | |
| Division of Research and Innovation Partnerships, VP | 1,475,014.00 | | | | |
| Executive Vice President and Provost | 456,286.09 | | | 12,000.00 | |
| Graduate School, Dean's Office | 92,000.00 | 97,000.00 | | 62,476.00 | |
| Regional Technology Services | | | 2,500.00 | 5,100.00 | |
| University Libraries | | | | 297,495.00 | |
| Total Other Academic Units | 2,023,300.09 | 97,000.00 | 2,500.00 | 377,071.00 | - |
| OTHER UNIVERSITY UNITS | | | | | |
| Administration & Finance | 23,979,829.00 | | | | |
| Controller | 16,315,819.00 | | | | |
| Jobs Plus | | 44,563.00 | | | |
| Presidents Office | | | | 132,033.26 | |
| Public Safety | | 2,498.00 | | | |
| Total Other University Units | 40,295,648.00 | 47,061.00 | - | 132,033.26 | - |
| Total | 67,185,155.63 | 6,318,919.27 | 2,694,605.89 | 3,440,940.77 | 64,404.35 |

Amounts Awarded with Federal Funds**

| | FY 2018 | FY 2019 | FY 2020 | FY 2021 |
|--|-----------|-----------|--------------|--------------|
| Agricultural Research Service/Department of Agriculture | 10,000 | 10,000 | | |
| Altarum Institute | 302,861 | 308,843 | 314,932.00 | 283,556.06 |
| Argonne National Laboratory | 880,598 | 1,237,954 | 1,663,905.67 | 1,424,496.66 |
| Asia Foundation | | 5,000 | | |
| Brookhaven National Laboratory | | 91,200 | | |
| Bureau of Educational and Cultural Affairs/ Department of State | | | 499,546.00 | 550,000.00 |
| Bureau of Land Management/Department of the Interior | | | | 16,824.00 |
| California Institute of Technology | | | 20,000.01 | |
| Cherokee Nation Businesses | | | | 417,000.33 |
| City of DeKalb | | 29,820 | | |
| Columbia University | 35,412 | 66,253 | 59,355.00 | 101,597.17 |
| Cornell University | | | 63,602.00 | 63,602.00 |
| Cornerstones of Science | | | | 36,052.00 |
| Council for International Exchange of Scholars | | | 21,000.00 | |
| Department of Agriculture | 25,000 | 25,000 | 50,000.00 | 25,000.00 |
| Department of Education | | | | |
| Department of Energy | 391,000 | 447,001 | 355,000.00 | 275,000.42 |
| Department of Health & Human Services | | | | 22,750.00 |
| Department of Homeland Security | 385,492 | | | |
| Department of Justice | 628,327 | | | |
| Department of State | 985,805 | 756,640 | 329,990.00 | 250,000.00 |
| Digital Promise Global | | 67,529 | | |
| Directorate for Biological Sciences/NSF | | | 400,994.00 | 492,737.00 |
| Directorate for Education and Human Resources/NSF | | | 593,406.00 | |
| Directorate for Engineering/NSF | | | 186,787.00 | 16,380.00 |
| Directorate for Geosciences/NSF | | | 396,399.00 | |
| Directorate for Mathematics and Physical Sciences/NSF | | 139,878 | 450,000.00 | 530,000.00 |
| Euclids Techlabs, LLC | 20,000 | | | |
| Fermi National Accelerator Laboratory | 561,533 | 1,028,477 | 867,371.55 | 672,926.83 |
| Futures Without Violence | | | 57,504.65 | 40,000.00 |
| Idaho National Laboratory | | | 82,567.36 | |
| Illinois Board of Higher Education | | | | 3,402,142.09 |
| Illinois Community College Board | 120,000 | 64,072 | 99,750.00 | |
| Illinois Department of Children and Family Services | | | 7,538,363.00 | 8,035,754.20 |
| Illinois Department of Healthcare and Family Services | 1,695,301 | | 1,695,577.28 | |

Amounts Awarded with Federal Funds**

| | FY 2018 | FY 2019 | FY 2020 | FY 2021 |
|--|-----------|-----------|--------------|--------------|
| Illinois Department of Human Services | | | | 58,000.32 |
| Illinois Department of Public Health | 39,833 | | 65,000.00 | |
| Illinois Department of Natural Resources | | 71,479 | | 259,047.60 |
| Illinois Department of Transportation | | 6,970 | | |
| Illinois Institute of Technology | | | 135,000.00 | 235,000.00 |
| Illinois Manufacturers' Association Education Fndn | 272,215 | | | |
| Illinois Manufacturing Excellence Center | 1,873,118 | 1,576,747 | 1,738,422.66 | 1,475,014.00 |
| Illinois Network of Child Care Resource & Referral Agencies | | | | 750,059.00 |
| Illinois Space Grant Consortium | | | | 77,500.00 |
| Illinois State Board of Education | 2,409,789 | 5,280,627 | 626,178.00 | 929,420.32 |
| Illinois State University | | 102,911 | | |
| Institute of Education Sciences/Department of Education | 630,312 | | | |
| Institute of International Education | 77,680 | | 59,254.00 | |
| Institute of Museum and Library Services | | | 250,000.00 | |
| Jet Propulsion Laboratory/NASA | | | 20,000.00 | 33,916.68 |
| Kansas State University | 505,605 | 1,017,875 | | 146,863.00 |
| Knowesis Inc. | | | 417,412.32 | |
| LaSalle County Regional Office of Education Learning Partnership | | 202,611 | | 214,036.00 |
| Los Alamos National Laboratory | | | | |
| Michigan State University | 19,718 | | | |
| NASA Goddard Institute for Space Studies | | 12,407 | | |
| National Aeronautics and Space Administration | | 71,960 | 150,764.72 | |
| National Endowment for the Humanities | 12,000 | | 348,630.00 | 60,000.00 |
| National Heart, Lung, and Blood Institute/ NIH/DHHS | | | 372,500.00 | |
| National Institute of General Medical Sciences/NIH/DHHS | | 237,515 | 1,078,139.00 | 231,708.00 |
| National Institute of Mental Health/NIH/DHHS | | | | 197,094.18 |
| National Institute of Standards & Technology/ Technology Administration/DOC | | | 125,942.00 | |
| National Institute on Aging/NIH/DHHS | | 408,171 | | |
| National Institutes of Health/DHHS | 418,295 | 420,529 | 188,853.00 | 714,700.82 |
| National Oceanic & Atmospheric Administration | 59,481 | | | |
| National Science Foundation | 2,746,052 | 3,390,487 | 726,276.00 | 2,567,216.80 |
| Natural Resources Conservation Service/USDA | | | | |
| New York University | 17,531 | 55,184 | | |
| Northwestern University | 632,595 | 401,613 | 85,459.00 | 45,276.63 |

Amounts Awarded with Federal Funds**

| | FY 2018 | FY 2019 | FY 2020 | FY 2021 |
|--|---------|-----------|--------------|---------------|
| Occupational Safety and Health Administration/ Department of Labor | | 99,600 | 99,431.00 | 116,644.00 |
| Office of Postsecondary Education/ Department of Education | 768,036 | 1,513,772 | | |
| Office of Energy Efficiency and Renewable Energy/Department of Energy | | | 109,194.00 | 1,275,828.00 |
| Office of Postsecondary Education/ Department of Education | | | 8,450,483.00 | 38,933,021.00 |
| Office of Science/Department of Energy | | | 101,000.00 | 274,000.03 |
| Office of Special Education and Rehabilitative Services/Department of Education | 859,979 | 851,676 | 841,053.55 | 900,000.00 |
| Office on Violence Against Women/ Department of Justice | | 300,000 | | |
| Pace Suburban Bus | | 23,250 | | |
| Polatomic, Inc. | 41,000 | | | |
| ProvotonVDA Inc | 209,000 | | 248,605.00 | 226,439.06 |
| Purdue University Northwest | | | 15,000.00 | |
| School District #204, Indian Prairie | 49,786 | | | |
| Southern Illinois University at Edwardsville | 6,189 | | | |
| State University of New York at Stony Brook Substance Abuse & Mental Health Services Admin. | 372,124 | 360,666 | 249,722.00 | 211,631.91 |
| Sustainable Agriculture Research and Education | 204,000 | | | |
| Temple University | 1,500 | | | |
| United States Institute of Peace | 10,461 | 10,702 | | 28,020.00 |
| U.S. Securities and Exchange Commission | 295,684 | | | |
| University Corporation for Atmospheric Research | | | 19,652.37 | |
| University of Central Florida | | | 211,315.00 | 167,033.35 |
| University of Chicago | 48,562 | 19,330 | 9,955.00 | 40,201.56 |
| University of Colorado, Boulder | | | | 20,011.24 |
| University of Illinois at Chicago | | | 93,136.49 | |
| University of Illinois at Chicago Occupational and Environmental Health and Safety Education and Research Center | 19,939 | | | |
| University of Illinois at Urbana-Champaign | | | | 272,732.20 |
| University of Notre Dame | 3,480 | | 6,000.00 | |
| University of Washington | 23,682 | | | |

Amounts Awarded with Federal Funds**

| | FY 2018 | FY 2019 | FY 2020 | FY 2021 |
|--|-------------------|-------------------|----------------------|----------------------|
| University of Wisconsin-Madison | | 24,987 | | |
| US Comptroller of the Currency, Chicago Office | | | 37,500.00 | |
| Virginia Commonwealth University | 50,158 | | | |
| Winnebago County | 618,899 | 66,740 | 420,923.15 | 68,921.17 |
| Total | 19,338,032 | 20,805,474 | 33,046,851.78 | 67,185,155.63 |

**Includes Federal pass-through funding

Amounts Awarded with State Funds**

| | FY 2018 | FY 2019 | FY 2020 | FY 2021 |
|---|------------------|-------------------|---------------------|---------------------|
| Community Coordinated Child Care | | | | 7,746.12 |
| Illinois Arts Council | 43,860 | 10,200 | 79,900.00 | 44,850.00 |
| Illinois Board of Higher Education | 227,615 | 237,185 | 173,598.27 | 251,510.32 |
| Illinois Community College Board | 29,975 | 29,975 | | |
| Illinois Criminal Justice Information Authority | | 35,773 | 99,999.00 | 139,722.00 |
| Illinois Department of Children and Family Services | 7,392,805 | 8,352,236 | 1,185,065.53 | 1,160,975.36 |
| Illinois Department of Juvenile Justice | | | | 58,590.00 |
| Illinois Department of Natural Resources | | 418 | | 35,303.94 |
| Illinois Department of Public Health | 384,560 | 2,884,666 | 325,500.00 | 317,498.00 |
| Illinois Innovation Network | | | | 53,767.00 |
| Illinois State Board of Education | 113,686 | 597,470 | 3,960,564.00 | 4,049,938.16 |
| Illinois State Library | 28,273 | 28,273 | 28,273.00 | 28,273.00 |
| Lake County | | | | 13,272.60 |
| Region 1 Planning Council | | | 90,077.00 | 9,062.00 |
| School District # 205, Rockford | | 18,882 | 24,951.90 | |
| Southern Illinois University at Edwardsville | | | | 12,442.57 |
| University of Illinois at Urbana-Champaign | 3,000 | 3,000 | | 26,206.00 |
| University of Illinois System | | | | 109,762.20 |
| Total | 8,223,774 | 12,198,079 | 5,967,928.70 | 6,318,919.27 |

**Includes State pass-through funding

Amounts Awarded with Corporate Funds

| | FY 2018 | FY 2019 | FY 2020 | FY 2021 |
|--|---------|---------|-----------|------------|
| A.J. Antunes & Co. | 27,500 | | | |
| Abbott Laboratories Fund | 10,000 | | | |
| Advantage Bearing Technologies | 25,000 | | | |
| AGCO Corp. | | | | 7,500.00 |
| Akorn Pharmaceutical Company | | | 37,500.00 | |
| Alligatortek | 25,000 | | | |
| Allstate Insurance Corp. | | | 10,350.00 | |
| Amazon.com, Inc. | | | | 39,000.00 |
| American Family Insurance | | | | 104,708.00 |
| Amita Health | 10,000 | | | 39,000.00 |
| Android Industries | | | 10,000.00 | |
| Aon Hewitt | 27,500 | 27,500 | | |
| Aramark Corporation | | | | 22,750.00 |
| AST LLC | | | 27,500.00 | 27,500.00 |
| Austin Chemical Company, Inc. | | | | 22,750.00 |
| Aurora Specialty Textiles Group, Inc. | 50,953 | 38,827 | 14,250.00 | |
| Baxter Healthcare Corporation | 27,500 | 27,500 | | |
| Bergstrom, Inc. | | | 7,500.00 | |
| Berry Global | | | | 31,975.61 |
| Best Buy Co., Inc. | | | 27,500.00 | 27,500.00 |
| Blue Cross Blue Shield Association | | | 37,500.00 | 39,000.00 |
| BLUE Software | | | 37,500.00 | |
| Boncura Health Solutions | | | | 39,000.00 |
| Brenntag Great Lakes | 27,500 | 27,500 | | |
| Brian Bemis Automotive Group | 27,500 | 27,500 | | |
| Burgess-Norton Manufacturing Company | 25,000 | | 10,000.00 | |
| CA Management Services, LLC | | | 37,500.00 | |
| Calamos Investments | | | | 31,975.61 |
| CareerBuilder | 25,000 | | | |
| Caterpillar, Inc. | | | | 20,000.00 |
| Chalmers St. Consulting | 14,999 | 18,420 | | |
| ChemNova Technologies, Inc. | 20,000 | | | 10,000.00 |
| Chicago Extruded Metals (CXM) | | | | 39,000.00 |
| Clarke Mosquito Control Products, Inc. | | 2,980 | | |
| Clover Technologies Group, LLC | | | 10,000.00 | |
| Club Colors | | | 10,000.00 | |
| CMI Novacast, Inc. | | | 24,650.00 | |
| Cognizant Technology Solutions | | | 55,000.00 | 55,000.00 |
| Collins Aerospace | | | | 22,750.00 |
| Columbus Vegetable Oils | | | | 22,750.00 |
| Conduent, Inc. | 25,000 | | | |
| Convenience Concepts, Inc. | | | 24,650.00 | 20,700.00 |
| Costco Wholesale Corporation | | | | 39,000.00 |
| Coyote Logistics | | | 10,350.00 | |
| Crane Composites, Inc. | | | | 70,984.95 |

Amounts Awarded with Corporate Funds

| | FY 2018 | FY 2019 | FY 2020 | FY 2021 |
|----------------------------------|---------|---------|-----------|-----------|
| Crowe LLP | | | | 39,000.00 |
| CST Storage | | 7,500 | 7,500.00 | |
| CTL Global, Inc. | | 63,400 | | |
| Cummins Allison Corp. | | | 27,500.00 | 27,500.00 |
| Custom Aluminum Products | | 7,500 | | |
| CVS Health | | | 10,350.00 | |
| Danfoss | | | 10,000.00 | |
| Daubert Chemical Company, Inc. | 7,000 | | | |
| Digital Practice | | | | 22,750.00 |
| Discover Financial Services | | | | 31,975.61 |
| DoubleTree by Hilton | | | | 22,750.00 |
| Echo Global Logistics | | | 10,000.00 | 10,000.00 |
| ECHO Incorporated | | | 10,350.00 | |
| Egret Consulting Group | | | 24,650.00 | 20,700.00 |
| Elgin Industries | | | | 69,960.98 |
| Elkay Manufacturing | 25,000 | | 35,000.00 | 20,700.00 |
| Engineering Solutions On Site | 36,464 | | | |
| Enterprise | | | | 39,000.00 |
| Epsilon Marketing | | 27,500 | 27,500.00 | |
| Experian | | | | 22,750.00 |
| Ferrara Candy Company | | | | 39,000.00 |
| Fidelitone, Inc. | | | | 22,750.00 |
| First Data Corporation | | | 37,500.00 | |
| Forensic Analytical | | | 10,000.00 | |
| Fresenius Kabi | | | | 20,700.00 |
| Gathering Grounds Café | | 27,500 | | |
| General Electric | | | | 22,750.00 |
| General Motors Company | 39,000 | | | |
| Genesis Automation, Inc. | | | | 22,750.00 |
| Gogo, Inc. | | | | 31,975.61 |
| Gold Eagle | 25,000 | | | |
| Google | | | | 22,750.00 |
| GTPL Broadband | | | | 20,700.00 |
| HA International LLC | | | | 31,975.61 |
| HAVI | | | 24,650.00 | 20,700.00 |
| Heel Strike | | | | 8,000.00 |
| Henkel | | | | 22,750.00 |
| High Low Voltage Electrical, LLC | | | 10,350.00 | |
| Hinsdale Racquet Club, Inc. | | | 41,380.92 | |
| Hiwin Corporation | | | | 34,999.17 |
| Hoffer Plastics | | | 7,500.00 | |
| HNTB Corporation | 25,000 | | | |
| HydraForce, Inc. | 7,500 | | | |
| Hyster-Yale Materials Handling | 25,000 | | | |
| Ideal Industries, Inc. | 7,000 | | | |

Amounts Awarded with Corporate Funds

| | FY 2018 | FY 2019 | FY 2020 | FY 2021 |
|--|---------|---------|-----------|------------|
| Jamco Products | 30,939 | 20,391 | | |
| Jewel-Osco | 20,000 | | | |
| Jockey International, Inc. | | | 10,350.00 | |
| Joliet Oncology-Hematology Associates, Ltd. | | | 24,650.00 | 20,700.00 |
| JP Morgan | | | | 39,000.00 |
| Kane Express, LLC | | | 10,350.00 | |
| Karis Global LLC | | | 24,650.00 | 20,700.00 |
| Keyence Corporation | | | 24,650.00 | 20,700.00 |
| Korn Ferry | | | 37,500.00 | |
| Kraft Heinz Food Company | | | | 22,750.00 |
| Lakeshore Recycling Systems | | | 65,000.00 | 118,951.22 |
| Lee Kum Kee | | | | 39,000.00 |
| LegalPeople | | | 10,350.00 | |
| Levenfeld Pearstein, LLC | 25,000 | | | |
| Liberty Travel | | | | 22,750.00 |
| Libsys, Inc. | | 27,500 | 27,500.00 | |
| Life Fitness, LLC | | | 20,000.00 | 21,387.98 |
| LSC Communications | | | 27,500.00 | |
| Marmom Group | 25,000 | | | |
| Mars Wrigley Confectionery | | 27,500 | 27,500.00 | |
| McDonald's Corporation | | | 10,000.00 | 10,000.00 |
| Medikmark Inc. | 35,683 | | | |
| Medline Industries | 20,000 | | | |
| Merck & Co., Inc. | | | 37,500.00 | |
| MetLife, Inc. | | 40,000 | | |
| Midwest Orthopaedics at Rush Medical Center | | | | 22,750.00 |
| Mi-Jack Products, Inc. | | 122,000 | | |
| Monsanto | 27,500 | 27,500 | | |
| Motorola Solutions | | 7,500 | 39,933.00 | |
| Nalco Chemical | 27,500 | 27,500 | | |
| National Express LLC | 66,575 | 27,500 | 27,500.00 | |
| National Forwarding Co., Inc. | | | 24,650.00 | 41,400.00 |
| National Material L.P. | | | 27,500.00 | 27,500.00 |
| Navistar Inc. | | | 88,000.00 | 39,000.00 |
| Nestle Brands Company | | | | 31,975.61 |
| Nobelus LLC | | | 29,499.60 | |
| Numerator | | | | 8,000.00 |
| Nutramax Laboratories | | 27,500 | | |
| Old World Industries, LLC | | | 24,650.00 | 20,700.00 |
| OMD | | | | 39,000.00 |
| Omron Automotive Electronics, Inc. | | | 62,150.00 | 20,700.00 |
| Option Care Enterprises, Inc. | | | 24,650.00 | 20,700.00 |
| OptumRx | | | 24,650.00 | 20,700.00 |
| ORBIS Corporation | | | 10,350.00 | |

Amounts Awarded with Corporate Funds

| | FY 2018 | FY 2019 | FY 2020 | FY 2021 |
|--|---------|---------|-----------|-----------|
| Orthollinois | 25,000 | | | |
| Panasonic | | 27,500 | | |
| Paragon Medical, Inc. | | | | 7,500.00 |
| Parent Petroleum | 10,000 | | | |
| Pepper Construction | | | 24,650.00 | 20,700.00 |
| Physicians Immedicate Care, LLC | | | 24,650.00 | 20,700.00 |
| Plitek, LLC | | | | 31,975.61 |
| Power Solutions International | | 102,979 | | |
| Private Sponsor | 95,538 | | | 36,329.18 |
| PSAV | | | | 39,000.00 |
| Purafil, Inc. | | | | 10,000.00 |
| Restoration Tools | | 27,500 | 27,500.00 | |
| RF Code, Inc. | | | | 31,975.61 |
| Richard Wolf Medical Instruments Corp. | | | | 7,500.00 |
| Rock King LLC | | | 3,750.00 | |
| Rust-Oleum | | | | 10,000.00 |
| RYMAC Industries LLC | | | | 25,330.00 |
| Salesforce | 27,500 | 27,500 | | |
| Schwartz Gilligan, Ltd. | | | 27,500.00 | 27,500.00 |
| SD Wheel | | | 7,500.00 | |
| Sedgwick Claims Management | | 27,500 | 27,500.00 | |
| Sherwin-Williams | 25,000 | | 37,500.00 | |
| Shiloh Industries, Inc. | 25,000 | | | |
| Sikich, LLP | | | | 39,000.00 |
| Six-Sigma | 96,800 | 123,325 | 34,200.00 | |
| SKF Tools | | 7,500 | | |
| SKF USA Inc. | | | 25,000.00 | |
| Sonas Marketing | | | | 39,000.00 |
| SPX Flow | 14,000 | 15,000 | 7,500.00 | |
| SRS Distribution Incorporated | 25,000 | | | |
| Sterling Medical Products | | | 41,756.40 | |
| Strategic Coach | | | | 31,975.61 |
| Suncast Corporation | | 7,500 | | |
| SureStaff Temp Services | 27,500 | | 27,500.00 | |
| Susan Myket, Ph.D. & Associates | 16,708 | 17,798 | | |
| Swenson Spreader LLC | | | | 31,174.92 |
| The Parts Place, Inc. | | | | 22,750.00 |
| The Shelby Group, LLC | | | 10,000.00 | |
| Thomas Engineering Inc. | | | 27,500.00 | 27,500.00 |
| Thomson Linear | | | 10,350.00 | |
| TMP Worldwide | | | 37,500.00 | |
| Tomasik Kotin Kasserman, LLC | | | 15,001.32 | |
| TouchPoint360 | 27,500 | 25,526 | | |
| Transervice | | | 24,650.00 | 20,700.00 |
| Transform Holdco LLC | | | 27,500.00 | 27,500.00 |

Amounts Awarded with Corporate Funds

| | FY 2018 | FY 2019 | FY 2020 | FY 2021 |
|------------------------------------|------------------|------------------|---------------------|---------------------|
| TransNational Payments | | | 10,000.00 | |
| TravelClick, Inc. | | | 37,500.00 | |
| Triangle Package Machinery Company | | | | 86,999.00 |
| Trustmark Insurance | 25,000 | | | |
| UniCarriers Americas Corporation | 10,000 | | 10,000.00 | |
| United Airlines | | | | 22,750.00 |
| US Cellular Corp. | 27,500 | | 10,350.00 | |
| US Foods, Inc. | | | 62,150.00 | 20,700.00 |
| UTC Aerospace Systems | 25,000 | | | |
| ValMatic | | 27,500 | 27,500.00 | |
| Vaya Group | 16,708 | | | |
| Vélan Solutions, LLC | 25,000 | | | |
| Village of Lemont | 16,170 | | | |
| Volta Energy Technologies, LLC | 73,064 | 74,733 | | |
| W.W. Grainger | | | 10,000.00 | |
| Wahl Clipper Corporation | | | 10,000.00 | |
| Walgreens Company | | | 24,650.00 | 20,700.00 |
| Walmart | | | | 22,750.00 |
| Werner Co. | | 27,500 | | |
| WeWarriors/Amy Squared | | | 19,000.00 | |
| Whitt Law, LLC | | | | 2,500.00 |
| Woodward, Inc. | 28,000 | 68,900 | 10,000.00 | |
| Xerox Corporation | 25,000 | | | |
| Yaskawa America, Inc. | | | 10,350.00 | |
| ZS Associates | | | 10,350.00 | |
| Zurich North America | | | 20,700.00 | |
| Total | 1,530,601 | 1,266,779 | 2,168,571.24 | 2,694,605.89 |

Amounts Awarded with Public/Non-Profit Funds

| | FY 2018 | FY 2019 | FY 2020 | FY 2021 |
|--|---------|---------|------------|------------|
| Access Group, Inc. | | 124,843 | | |
| Altrusa Club of DeKalb-Sycamore, Illinois | 500 | 300 | | |
| American Academy of Implant Dentistry | | 20,000 | | |
| American Chemical Society | | 110,000 | | |
| American Council of Learned Societies | | | 60,000.00 | |
| American Speech-Language-Hearing Foundation | | | | 5,000.00 |
| American Society for Clinical Laboratory Sciences | | | 783.60 | |
| Association for Assessment and Research in Counseling | | | | 1,610.65 |
| Association for Education in Journalism and Mass Communication | 2,500 | | | |
| Association for Experiential Education | | | 2,356.50 | |
| Association of College and University Housing Officers-International | | | | 3,858.00 |
| Black Metropolis Research Consortium | | | 4,000.00 | |
| Borchard Foundation Center on Law and Aging | | | | 20,000.00 |
| Campus Compact | 3,360 | | 3,300.00 | |
| Capita Foundation | | 10,000 | | |
| Casualty Actuarial Society (CAS) | 35,500 | | | |
| Charles G. Koch Charitable Foundation | 30,700 | 14,700 | | |
| City of Burlington, Wisconsin | | 25,200 | | |
| City of Chicago | | | | 31,975.61 |
| City of Geneva | 16,170 | | | 16,222.50 |
| City of Rockford | 13,440 | 11,520 | | |
| City of Sun Prairie, Wisconsin | 12,480 | 9,360 | | |
| Commission for Educational Exchange between Uruguay and the United States of America (Fulbright Uruguay) | | | 77,299.24 | |
| Communities in Schools of Aurora, Inc. | | | | |
| Community Coordinated Child Care | 11,762 | 11,154 | | |
| Conservation, Food and Health Foundation | 28,054 | | | |
| Cornerstones of Science | | | 5,000.00 | |
| Corporation for Public Broadcasting | 226,398 | | 498,683.00 | 460,307.00 |
| Defiant Requiem Foundation | | 25,000 | | |
| DeKalb Chamber of Commerce | 16,170 | | | |
| DeKalb County Community Foundation | | 3,753 | 3,000.00 | |
| DeKalb County Economic Development Corporation | 10,316 | 10,316 | 13,500.00 | 22,445.00 |
| DeKalb County Health Department | | | | 132,033.26 |
| DeKalb County History Center | | | 2,000.00 | |
| DeKalb County Regional Office of Education | | | 6,075.00 | |
| DeKalb Township | 500 | | | |
| Easterseals Joliet Region | | 27,500 | | |
| Econ Illinois | 34,335 | | 35,000.00 | |

Amounts Awarded with Public/Non-Profit Funds

| | FY 2018 | FY 2019 | FY 2020 | FY 2021 |
|---|---------|---------|------------|------------|
| Edward-Elmhurst Healthcare | | | 179,679.78 | 680,054.76 |
| Elk Grove Village | | | | 16,222.50 |
| Friends of Nachusa Grasslands | | | | 2,000.00 |
| Gas Technology Institute | | | 27,500.00 | 27,500.00 |
| Genoa-Kingston Community Unit School District 424 | 17,977 | | | |
| Global Wildlife Conservation | | | | 4,843.00 |
| Golden Apple Foundation | | | 38,707.83 | |
| Graduate Women in Science | 10,000 | | | |
| Harvard University | | | 50,000.00 | |
| Hughes (Howard) Medical Institute | | | | 50,000.00 |
| Illinois Association of School Business Officials | | | 360,599.98 | 341,949.98 |
| Illinois City/County Management Association | | | | |
| Illinois Comprehensive Musicianship Through Performance | | | 18,500.00 | |
| Institute for Human Studies | | | | 300.00 |
| Institute of International Education | | | | 25,000.00 |
| Intergovernmental Risk Management Agency | | | | 16,222.50 |
| Illinois Science & Energy Innovation Foundation | 112,000 | | | |
| Jack Miller Center | | | 10,000.00 | |
| KishHealth System Behavioral Health Services, Ben Gordon Center | 4,584 | | | |
| Lake County | | | | 22,750.00 |
| Lake County Forest Preserve District | 22,838 | 188,693 | 57,793.66 | 112,246.62 |
| Lee County Drug Court | | 8,316 | | |
| Little City of Palatine | 16,170 | | | |
| Little City Foundation | | | | 8,497.50 |
| Live Healthy DeKalb County | | | 1,500.00 | |
| Lutheran Social Services of Illinois | | | 24,650.00 | 20,700.00 |
| Motorola Foundation | 40,000 | 30,000 | | |
| Museum of Science and Industry | | | 750.00 | |
| NASPA - Student Affairs Administrators in Higher Education | | | | 1,000.00 |
| National Art Education Foundation | | | 10,500.00 | |
| National Association of State Boards of Accountancy | | 5,900 | | |
| National Gallery of Art | | | | 7,000.00 |
| National Geographic Society | 34,250 | | | |
| National Ground Water Association Research and Educational Foundation | 7,560 | | | |
| Nature Conservancy | 9,900 | 5,000 | 6,000.00 | 6,000.00 |
| New York Life Foundation | | 100,000 | | |
| Northern Illinois Food Bank | 23,000 | 23,853 | 5,286.15 | 19,211.22 |
| Northern Illinois Workford Alliance | | | | |
| Northwestern Medicine | 5,000 | 2,500 | | 22,750.00 |

Amounts Awarded with Public/Non-Profit Funds

| | FY 2018 | FY 2019 | FY 2020 | FY 2021 |
|--|---------|---------|------------|------------|
| Northwestern University | | | | 70,975.61 |
| Oakton Community College | | | | 31,975.61 |
| Office Ergonomics Research Committee | | 28,000 | | |
| Ohio University | | | 338,232.00 | 297,495.00 |
| Opportunity DeKalb | | | | 16,222.50 |
| Opportunity House, Inc. | 12,314 | | | |
| Pacific Rim Conservation | | | 10,000.00 | |
| Partnership for College Completion | | | | 12,000.00 |
| Primate Conservation, Inc. | | 4,100 | | 2,230.00 |
| Professional and Organizational Development Network in Higher Education | 1,500 | 3,750 | | |
| Public Financial Publications, Inc. | | | 9,500.00 | |
| Region 1 Planning Council | | | | 18,585.00 |
| Rita Allen Foundation | 12,345 | | | |
| Robert H. N. Ho Family Foundation | | | 134,400.00 | |
| Rockford Regional Health Council | | | | |
| Rochelle Area Community Foundation | | | 1,500.00 | |
| Rochelle Elementary Education Association | | | 60,000.00 | |
| Rush University Medical Center | | | 37,500.00 | 39,000.00 |
| Sauk Valley College Foundation | | | 500.00 | |
| Schaumburg Fire Department | | | | |
| Schaumburg Township | | | | |
| School District # 33, West Chicago | | | 1,000.00 | |
| School District # 33C, Homer CC | | | | |
| School District # 46, Elgin | 15,840 | | 220,000.00 | 192,000.00 |
| School District # 50, Harvard | | | | |
| School District # 86, Joliet | 30,444 | | | |
| School District # 88, Plano | | | 44,000.00 | 66,000.00 |
| School District # 96, Kildeer Countryside Community Consolidated | | | 164,000.00 | 132,000.00 |
| School District # 131, East Aurora | | | | 1,000.00 |
| School District # 145, Freeport Public Schools | | | | 5,670.00 |
| School District # 201U, Crete-Monee | | | | 8,050.00 |
| School District # 205, Elmhurst Community Unit | | | 66,000.00 | 110,000.00 |
| School District # 205, Rockford | | | | 169,515.95 |
| School District # 212, Leyden High | | | | 2,000.00 |
| School District # 225, Glenbrook | | | | 2,000.00 |
| School District # 428, DeKalb Community Unit | 15,840 | | 4,000.00 | 23,500.00 |
| School of Expressive Arts and Learning (S.E.A.L.) | | | | 2,000.00 |
| Simons Foundation | 7,000 | | 14,000.00 | |
| Society for the Study of School Psychology | 4,330 | 1,725 | | |
| Society of Actuaries | 32,000 | | | |
| Springfield Sangamon Growth Alliance | | | | 1,600.00 |
| The 21st Century Institute | | | 6,628.05 | |

Amounts Awarded with Public/Non-Profit Funds

| | FY 2018 | FY 2019 | FY 2020 | FY 2021 |
|---|------------------|------------------|---------------------|---------------------|
| Universities Research Association, Inc. | 10,000 | 28,300 | 15,000.00 | 15,000.00 |
| University of California, San Diego | 18,987 | 2,531 | | |
| University of Chicago - Medicine | 27,500 | 55,000 | 65,000.00 | |
| University of Michigan | 83,292 | 45,034 | 17,491.00 | 14,303.00 |
| University of Nebraska | | | | 3,500.00 |
| University of Washington | 5,209 | | | |
| Village of Algonquin | 5,265 | | | |
| Village of Belleville, WI | | 28,548 | | |
| Village of Carol Stream | 39,581 | 41,131 | | |
| Village of Elk Grove | 22,222 | | | |
| Village of Glen Ellyn | | | | 17,792.00 |
| Village of Glenview | 25,000 | | | |
| Village of Gurnee | | | | 10,815.00 |
| Village of Hawthorn Woods | | 27,000 | | |
| Village of Hinsdale | | | | 5,407.50 |
| Village of Hoffman Estates | | | | 13,905.00 |
| Village of Lake Zurich | | 16,170 | | |
| Village of Mukwonago, Wisconsin | | 27,000 | | |
| Village of North Aurora | 430 | | | |
| Village of Oswego | | 27,000 | | |
| Village of Roselle | | 30,600 | | |
| Village of Schiller Park | 25,200 | | | 16,222.50 |
| Village of Skokie | 16,700 | | | |
| Village of Tinley Park | | 34,500 | | |
| Village of Wilmette | | 10,800 | | |
| Village of Winfield | | 27,000 | | |
| Waubensee Community College | 21,501 | 5,088 | 49,458.60 | 62,476.00 |
| Wenner-Gren Foundation | | 19,795 | | |
| Yale University | | | 1,000.00 | |
| Total | 1,177,964 | 1,230,981 | 2,761,674.39 | 3,440,940.77 |

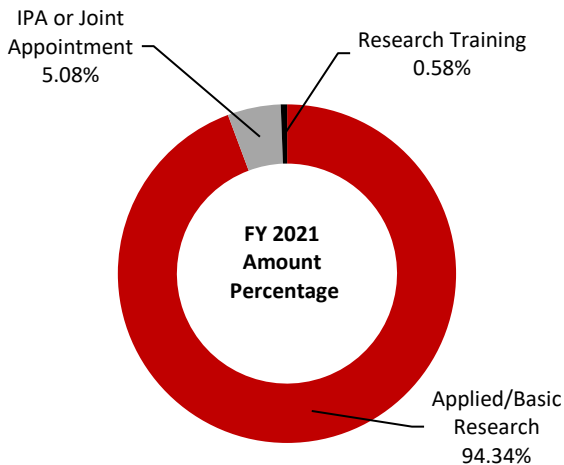
Amounts Awarded with Foreign Funds

| | FY 2018 | FY 2019 | FY 2020 | FY 2021 |
|---|----------------|------------------|------------------|------------------|
| Ajou University | 11,669 | | | |
| British Library | | | | |
| CERN | | | | |
| Centre Roland Mousnier | | | 4,579.00 | |
| Deutscher Akademischer Austausch Dienst (DAAD) | 3,875 | | | |
| Health Shared Services BC | | | | |
| Ion Beam Applications, SA | 7,500 | | | |
| Miaoli County Government Education Department, Taiwan | 68,373 | 57,923.82 | | 12,912.05 |
| Ministry of Science, Technology and Productive Innovation of Argentina | | | 3,000.00 | |
| Namiki Precision Jewel Co., Ltd | | | | |
| Russian Science Foundation | | | 16,700.00 | 13,812.00 |
| Stiftung Mercator | | | 14,310.00 | |
| Tokyo Ohka Kogyo Co., LTD | | | | |
| University of Ottawa | | | 4,544.94 | 37,680.30 |
| University of Technology, Sydney | 77,004 | | | |
| Total | 168,421 | 57,923.82 | 43,133.94 | 64,404.35 |

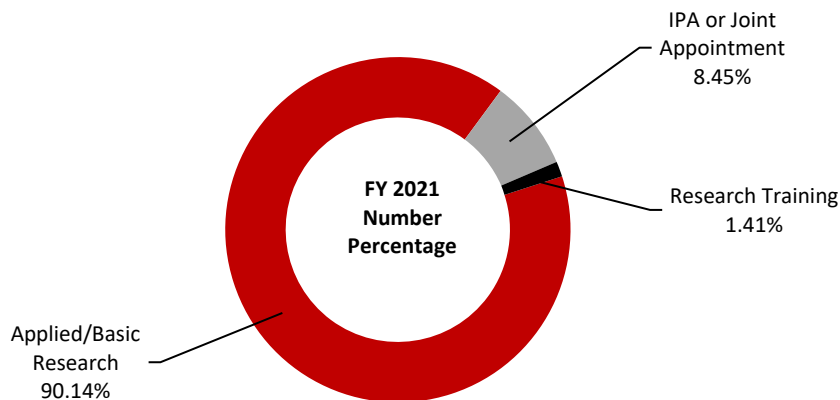
Research



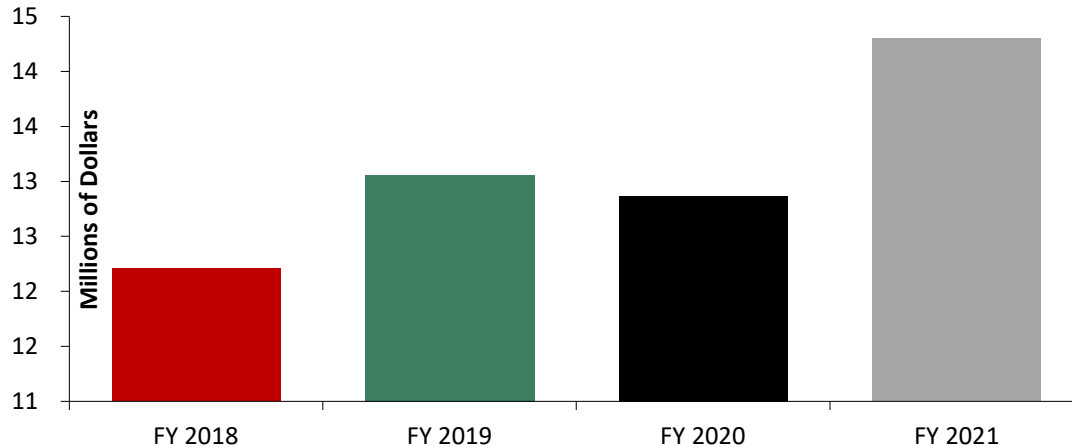
Research Awards by Purpose



| PURPOSE OF FUNDING | Amount of Awards | Number of Awards |
|--------------------------|----------------------|------------------|
| Applied/Basic Research | 13,498,911.93 | 128 |
| IPA or Joint Appointment | 726,552.39 | 12 |
| Research Training | 83,500.00 | 2 |
| Total | 14,308,964.32 | 142 |



Research Awards by College and Sponsor



College Comparison

| COLLEGE/UNIT | FY 2018 | FY 2019 | FY 2020 | FY 2021 |
|--|-------------------|-------------------|----------------------|----------------------|
| Business | 295,684 | 5,900 | | |
| Education | 436,525 | 76,806 | 24,951.90 | 687,518.12 |
| Engineering and Engineering Technology | 733,166 | 673,838 | 719,660.74 | 2,004,155.18 |
| Health and Human Sciences | 660,024 | 3,258,352 | 840,627.24 | 826,536.22 |
| Law | | | | |
| Liberal Arts and Sciences | | | | |
| Life, Physical and Mathematical Sciences | 5,712,154 | 6,178,566 | 7,690,740.70 | 8,376,268.37 |
| Social Sciences | 1,681,238 | 811,317 | 1,651,061.26 | 780,472.43 |
| Visual and Performing Arts | 127,659 | 90,093 | 60,500.00 | 67,000.00 |
| Outreach Engagement, and Regional | | | | |
| Development | 691,586 | 337,281 | 195,736.00 | |
| Other Academic Units | 1,874,618 | 1,626,497 | 1,684,422.66 | 1,567,014.00 |
| Other University Units | | | | |
| Total | 12,212,654 | 13,058,651 | 12,867,700.50 | 14,308,964.32 |

FY 2020 Research Awards by Sponsor

| Sponsor | Amount | Amount Percentage | Number of Awards | Number Percentage |
|-------------------|----------------------|-------------------|------------------|-------------------|
| Federal | 12,254,464.28 | 85.64% | 93 | 65.49% |
| State | 549,548.31 | 3.84% | 12 | 8.45% |
| Corporate | 491,874.18 | 3.44% | 11 | 7.75% |
| Public/Non-Profit | 948,673.20 | 6.63% | 22 | 15.49% |
| Foreign | 64,404.35 | 0.45% | 4 | 2.82% |
| Total | 14,308,964.32 | 100.00% | 142 | 100.00% |

Research Awards by Department

| | FY 2018 | FY 2019 | FY 2020 | FY 2021 |
|--|----------------|------------------|-------------------|---------------------|
| COLLEGE OF BUSINESS | | | | |
| Accountancy | | 5,900 | | |
| Finance | 295,684 | | | |
| Total College of Business | 295,684 | 5,900 | - | - |
| COLLEGE OF EDUCATION | | | | |
| Dean's Office | | | | |
| Counseling, Adult and Higher Education | | | | 6,468.65 |
| Curriculum and Instruction | | | | |
| Educational Technology, Research, and Assessment | | 76,806 | 24,951.90 | 38,428.00 |
| Kinesiology and Physical Education | 500 | | | |
| Leadership, Educational Psychology and Foundations | | | | |
| Morgridge Office | 436,025 | | | 642,621.47 |
| Total College of Education | 436,525 | 76,806 | 24,951.90 | 687,518.12 |
| COLLEGE OF ENGINEERING AND ENGINEERING TECHNOLOGY | | | | |
| Dean's Office | 49,786 | | 144,933.01 | 47,808.00 |
| Electrical Engineering | 41,000 | 9,195 | 15,000.00 | 258,290.96 |
| Engineering Technology | 371,628 | 74,733 | 194,681.10 | 929,064.76 |
| Industrial and Systems Engineering | 216,268 | 355,008 | 80,447.00 | 188,134.90 |
| Mechanical Engineering | 54,484 | 234,902 | 284,599.63 | 580,856.56 |
| Total College of Engineering and Engineering Technology | 733,166 | 673,838 | 719,660.74 | 2,004,155.18 |
| COLLEGE OF HEALTH AND HUMAN SCIENCES | | | | |
| Dean's Office | 210,631 | 459,398 | | |
| Allied Health and Communicative Disorders | | 10,000 | | 5,000.00 |
| Family, Consumer, and Nutrition Sciences | | | | |
| Nursing and Health Studies | 449,393 | | | |
| Nursing | | 10,000 | 198,853.00 | 185,848.00 |
| School of Health Studies | | 2,516,453 | 82,515.24 | 88,980.22 |
| School of Interdisciplinary Health Professions | | 262,502 | 559,259.00 | 546,708.00 |
| Total College of Health and Human Sciences | 660,024 | 3,258,352 | 840,627.24 | 826,536.22 |

Research Awards by Department

| | FY 2018 | FY 2019 | FY 2020 | FY 2021 |
|---|------------------|------------------|---------------------|---------------------|
| COLLEGE OF LIBERAL ARTS AND SCIENCES | | | | |
| Dean's Office | | | | |
| Anthropology | 234,456 | 23,895 | 211,315.00 | 183,454.35 |
| Biological Sciences | 98,338 | 586,314 | 1,122,551.38 | 1,201,707.16 |
| Center for Latino and Latin American Studies | | | | 3,500.00 |
| Center for Southeast Asian Studies | | | 134,400.00 | |
| Center for the Study of Family Violence and Sexual Assault | 600,299 | 55,184 | 770,516.32 | 75,000.00 |
| Chemistry and Biochemistry | 1,877,250 | 1,052,810 | 1,716,649.39 | 2,365,474.89 |
| Communication | 14,845 | | | |
| Computer Science | 557,467 | 269,956 | 798,265.78 | 986,060.67 |
| Economics | 28,335 | 19,330 | 9,955.00 | |
| English | | | | |
| Environmental Studies | | | 593,406.00 | 25,000.00 |
| Geographic and Atmospheric Sciences | 487,673 | 41,131 | 19,652.37 | 579,390.00 |
| Geology and Environmental Geosciences | 180,882 | 939,171 | 792,243.00 | 215,303.84 |
| History | 12,000 | | 124,589.00 | 13,812.00 |
| Mathematical Sciences | 7,000 | 99,143 | 14,000.00 | |
| Philosophy | | | | 300.00 |
| Physics | 2,436,044 | 3,166,791 | 2,633,972.78 | 3,003,331.81 |
| Political Science | 30,700 | 14,700 | | 28,020.00 |
| Psychology | 741,616 | 657,541 | 400,285.94 | 463,113.48 |
| Sociology | 18,987 | 40,667 | | 13,272.60 |
| Statistics | 67,500 | 23,250 | | |
| Total College of Liberal Arts and Sciences | 7,393,392 | 6,989,883 | 9,341,801.96 | 9,156,740.80 |
| COLLEGE OF VISUAL AND PERFORMING ARTS | | | | |
| Art and Design | 127,659 | 90,093 | 60,500.00 | 67,000.00 |
| Music | | | | |
| Total College of Visual and Performing Arts | 127,659 | 90,093 | 60,500.00 | 67,000.00 |
| OUTREACH, ENGAGEMENT, AND REGIONAL DEVELOPMENT | | | | |
| Center for Governmental Studies | 19,718 | | | |
| Education Systems Center | | | 145,000.00 | |
| P-20 Center | 249,904 | | | |
| Regional Development Institute | 421,964 | 337,281 | 50,736.00 | |
| Survey Research Team | | | | |
| Total Outreach, Engagement, and Regional Development | 691,586 | 337,281 | 195,736.00 | - |

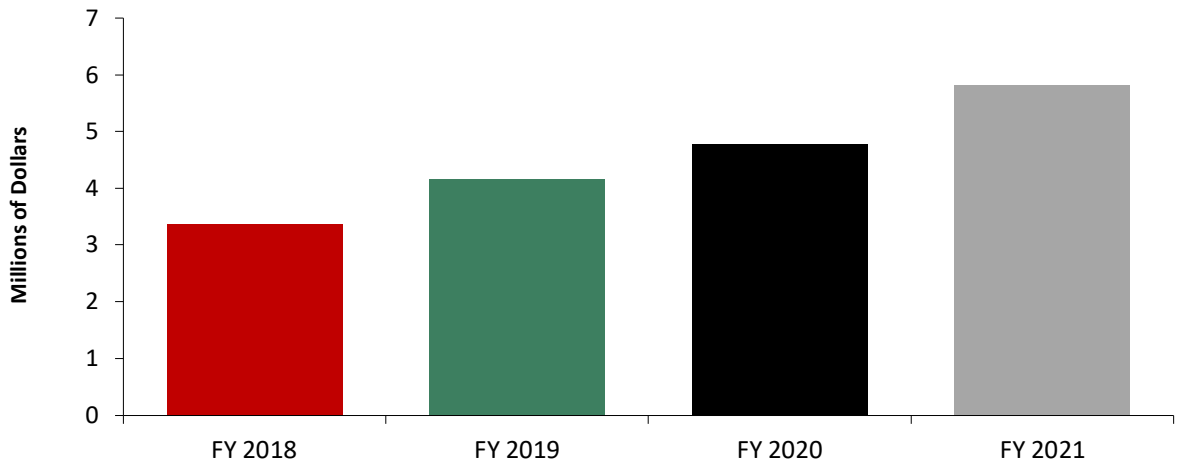
Research Awards by Department

| | FY 2018 | FY 2019 | FY 2020 | FY 2021 |
|--------------------------------------|-------------------|-------------------|----------------------|----------------------|
| OTHER ACADEMIC UNITS | | | | |
| Administration and Finance | | | | |
| Division of Research and Innovation | | | | |
| Partnerships | 1,873,118 | 1,576,747 | 1,638,422.66 | 1,475,014.00 |
| Environment, Sustainability & Energy | | | | |
| Faculty Development | 1,500 | 3,750 | | |
| Graduate School | | 46,000 | 46,000.00 | 92,000.00 |
| Executive Vice President and Provost | | | | |
| University Libraries | | | | |
| Total Other Academic Units | 1,874,618 | 1,626,497 | 1,684,422.66 | 1,567,014.00 |
| Total Research | 12,212,654 | 13,058,651 | 12,867,700.50 | 14,308,964.32 |
| Total Funding | 30,438,792 | 35,559,054 | 43,988,160.05 | 79,704,025.91 |

Instruction



Instruction by College and Sponsor



College Comparison

| COLLEGE/UNIT | FY 2018 | FY 2019 | FY 2020 | FY 2021 |
|--|------------------|------------------|---------------------|---------------------|
| Business | 910,000 | 603,026 | 1,904,200.00 | 2,468,108.54 |
| Education | 766,400 | 610,000 | 1,735,973.07 | 1,680,169.98 |
| Engineering and Engineering Technology | 179,300 | 296,725 | 331,450.00 | 22,500.00 |
| Health and Human Sciences | 10,000 | 349,670 | 355,430.00 | 1,047,684.28 |
| Law | | | | |
| Liberal Arts and Sciences | 767,007 | 514,988 | 229,428.00 | 425,059.50 |
| Visual and Performing Arts | | | 18,500.00 | |
| Outreach, Engagement, and Regional Development | 567,227 | 1,675,231 | 35,000.00 | |
| Other Academic Units | 176,570 | 122,088 | 181,458.60 | 171,476.00 |
| Other University Units | | | | |
| Total | 3,376,504 | 4,171,729 | 4,791,439.67 | 5,814,998.30 |

FY 2020 Instruction Awards by Sponsor

| Sponsor | Amount | Amount Percentage | Number of Awards | Number Percentage |
|-------------------|---------------------|-------------------|------------------|-------------------|
| Federal | 1,252,750.00 | 21.54% | 6 | 4.29% |
| State | 814,684.28 | 14.01% | 5 | 3.57% |
| Corporate | 2,200,231.71 | 37.84% | 86 | 61.43% |
| Public/Non-Profit | 1,547,332.31 | 26.61% | 43 | 30.71% |
| Foreign | | 0.00% | | 0.00% |
| Total | 5,814,998.30 | 100.00% | 140 | 100.00% |

Instruction Awards by Department

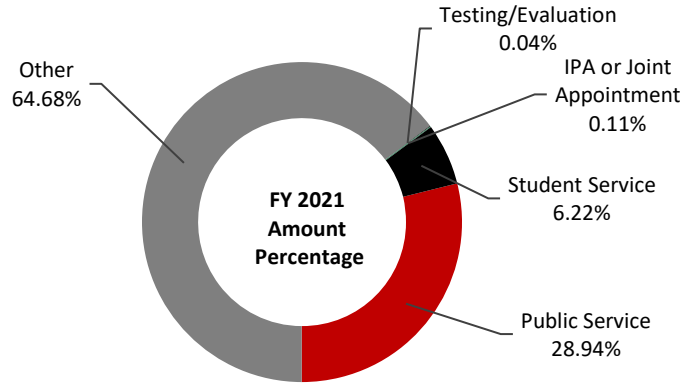
| | FY 2018 | FY 2019 | FY 2020 | FY 2021 |
|--|----------------|----------------|---------------------|---------------------|
| COLLEGE OF BUSINESS | | | | |
| Dean's Office | 910,000 | 603,026 | 1,904,200.00 | 2,468,108.54 |
| Management | | | | |
| Total College of Business | 910,000 | 603,026 | 1,904,200.00 | 2,468,108.54 |
| COLLEGE OF EDUCATION | | | | |
| Dean's Office | 100,053 | | 41,064.33 | |
| Counseling, Adult and Higher Education | | | | 500.00 |
| Curriculum and Instruction | | | 636,299.24 | 534,575.00 |
| Educational Technology, Research, and Assessment | | | | 21,475.00 |
| Kinesiology and Physical Education | 50,158 | | 41,380.92 | |
| Leadership, Educational Psychology and Foundations | 6,189 | | 367,228.03 | 467,449.98 |
| Special and Early Education | 610,000 | 610,000 | 650,000.55 | 656,170.00 |
| Total College of Education | 766,400 | 610,000 | 1,735,973.07 | 1,680,169.98 |
| COLLEGE OF ENGINEERING AND ENGINEERING | | | | |
| Dean's Office | | | 208,000.00 | |
| Industrial Engineering | 179,300 | 296,725 | 123,450.00 | 22,500.00 |
| Total College of Engineering and Technology | 179,300 | 296,725 | 331,450.00 | 22,500.00 |
| COLLEGE OF HEALTH AND HUMAN SCIENCES | | | | |
| Dean's Office | | | | |
| Child Development and Family Center | | | | 15,065.28 |
| Family, Consumer and Nutrition Sciences | | | 355,430.00 | 1,032,619.00 |
| Nursing | 10,000 | 349,670 | | |
| Total College of Health and Human Sciences | 10,000 | 349,670 | 355,430.00 | 1,047,684.28 |
| COLLEGE OF LIBERAL ARTS AND SCIENCES | | | | |
| Anthropology | | | | |
| Biological Sciences | 9,900 | 5,000 | | |
| Center for Nonprofit and NGO Studies | | | 12,075.00 | |
| Center for Southeast Asian Studies | 237,660 | | | |
| Environmental Studies | | | 3,300.00 | |
| Geographic and Atmospheric Sciences | 10,316 | 10,316 | 13,500.00 | 18,945.00 |
| Psychology | 348,714 | 259,474 | 191,053.00 | 250,000.00 |
| Public Administration | 160,417 | 240,198 | 9,500.00 | 156,114.50 |
| Statistics | | | | |
| Total College of Liberal Arts and Sciences | 767,007 | 514,988 | 229,428.00 | 425,059.50 |

| | FY 2018 | FY 2019 | FY 2020 | FY 2021 |
|--|-------------------|-------------------|----------------------|----------------------|
| OUTREACH, ENGAGEMENT AND REGIONAL DEVELOPMENT | | | | |
| Center for Governmental Studies | | | | |
| Education System Center | 272,215 | | | |
| Illinois Council on Economic Education | 34,335 | | 35,000.00 | |
| Motorcycle Safety | | | | |
| P-20 Center | 260,677 | 1,675,231 | | |
| Total Outreach, Engagement and Regional | 567,227 | 1,675,231 | 35,000.00 | - |
| COLLEGE OF VISUAL AND PERFORMING ARTS | | | | |
| Dean's Office | | | | |
| Music | | | 18,500.00 | |
| Total College of Visual and Performing Arts | | | 18,500.00 | - |
| OTHER ACADEMIC UNITS | | | | |
| Division of Research and Innovation | | | | |
| Executive VP and Provost | | | | 12,000.00 |
| Graduate School, Dean's Office | 168,001 | 122,088 | 181,458.60 | 159,476.00 |
| Office of Student Engagement | 3,360 | | | |
| University Libraries | 5,209 | | | |
| Total Other Academic Units | 176,570 | 122,088 | 181,458.60 | 171,476.00 |
| Total Instruction | 3,376,504 | 4,171,729 | 4,791,439.67 | 5,814,998.30 |
| Total Funding | 30,438,792 | 35,559,054 | 43,998,160.05 | 79,704,025.91 |

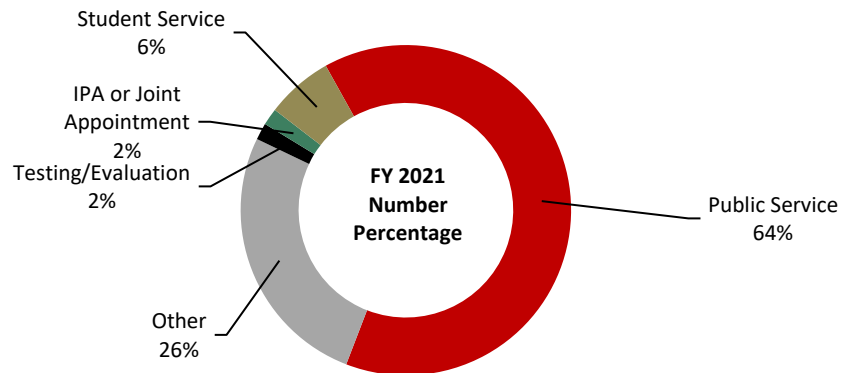
Other Sponsored Activities



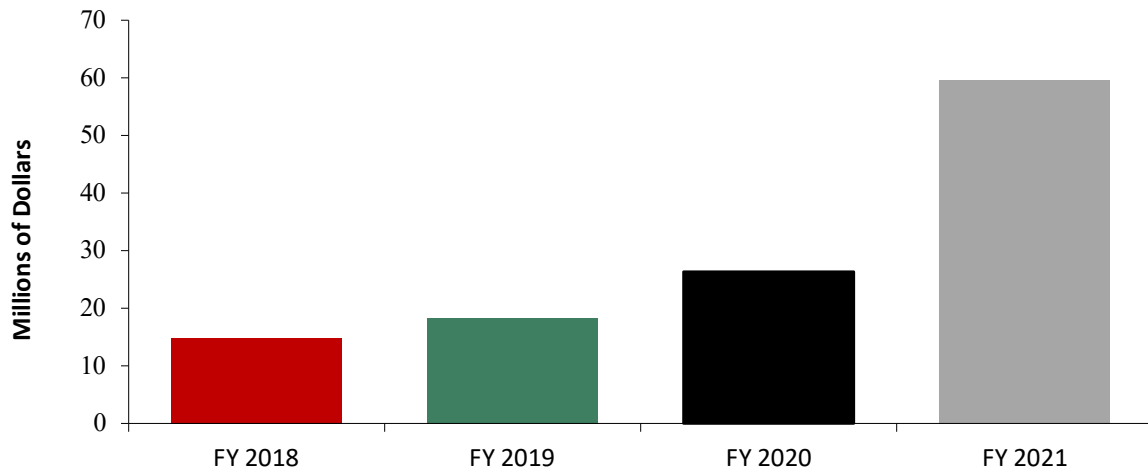
Other Sponsored Activities by Purpose



| PURPOSE OF FUNDING | Amount of Awards | Number of Awards |
|--------------------------|----------------------|------------------|
| Public Service | 17,245,051.02 | 39 |
| Other | 38,534,705.32 | 16 |
| Testing/Evaluation | 26,206.00 | 1 |
| IPA or Joint Appointment | 65,507.86 | 1 |
| Student Service | 3,708,593.09 | 4 |
| Total | 59,580,063.29 | 61 |



Other Sponsored Activities Awards



College Comparison

| COLLEGE/UNIT | FY 2018 | FY 2019 | FY 2020 | FY 2021 |
|--|-------------------|-------------------|----------------------|----------------------|
| Business | | | | |
| Education | 233,975 | 198,361 | | 58,590.00 |
| Engineering and Engineering Technology | 156,538 | 30,000 | | |
| Health and Human Sciences | 315,123 | 698,523 | 799,326.00 | 946,327.38 |
| Law | | 124,843 | | |
| Liberal Arts and Sciences | 7,889,846 | 10,689,121 | 9,005,565.33 | 10,288,308.72 |
| Visual and Performing Arts | 8,200 | 35,200 | 7,900.00 | 7,800.00 |
| Outreach, Engagement, and Regional Development | 5,846,718 | 6,238,657 | 7,983,748.28 | 7,042,913.84 |
| Other Academic Units | 398,234 | 305,000 | 996,116.00 | 761,381.09 |
| Other University Units* | 1,000 | 8,970 | 7,536,364.27 | 40,474,742.26 |
| Total | 14,849,634 | 18,328,674 | 26,329,019.88 | 59,580,063.29 |

FY 2021 Other Sponsored Activities Awards by Sponsor

| Sponsor | Amount | Amount Percentage | Number of Awards | Number Percentage |
|-------------------|----------------------|-------------------|------------------|-------------------|
| Federal | 53,677,941.35 | 90.09% | 32 | 52.46% |
| State | 4,954,686.68 | 8.32% | 19 | 31.15% |
| Corporate | 2,500.00 | 0.00% | 1 | 1.64% |
| Public/Non-Profit | 944,935.26 | 1.59% | 9 | 14.75% |
| Foreign | | 0.00% | | 0.00% |
| Total | 59,580,063.29 | 100.00% | 61 | 100.00% |

*The FY 2021 amount for Other University Units includes the institutional portion of funding authorized under the Coronavirus Response and Relief Supplemental Appropriations Act (CRRSAA) and the American Rescue Plan (ARP).

Other Sponsored Activities Awards by Department

| | | | | |
|---|------------------|------------------------|---------------------|----------------------|
| Dean's Office | | | | |
| Counseling, Adult and Higher Education | 233,975 | 129,975 | | |
| Educational Technology, Research, and Foundations | | | | |
| Literacy and Elementary Education | | | | |
| Teaching and Learning | - | - | - | - |
| Total College of Education | 233,975 | 198,361 | - | 58,590.00 |
| COLLEGE OF HEALTH AND HUMAN SCIENCES | | | | |
| Dean's Office | 302,861 | 308,843 | 314,932.00 | 283,556.06 |
| Allied Health and Communicative Disorders | | | 2,500.00 | |
| Child Development and Family Center | 9,313 | 12,768 | | 375,060.00 |
| Family, Consumer, and Nutrition Sciences | 2,949 | 266,727 | 416,894.00 | 161,558.00 |
| Nursing | | 110,185 | | 99,947.32 |
| School of Health Studies | | | 65,000.00 | 26,206.00 |
| Total College of Health and Human Sciences | 315,123 | 698,523 | 799,326.00 | 946,327.38 |
| COLLEGE OF LIBERAL ARTS AND SCIENCES | | | | |
| Anthropology | 1,500 | | | |
| Center for Southeast Asian Studies | 736,366 | 1,377,640 | 1,450,536.00 | 1,421,000.00 |
| Center for the Study of Family Violence and Chemistry and Biochemistry | 524,205 | 1,445,458 1,000,000 | 603,145.65 | 1,689,838.69 |
| English | | | | |
| Environmental Studies | 112,000 | | | |
| Foreign Languages and Literatures | | | | |
| Mathematical Sciences | | | | |
| Physics | 320,786 | 263,417 | | 65,507.86 |
| Political Science | | | 10,000.00 | |
| Statistics | | | | |
| Total College of Liberal Arts and Sciences | 7,889,846 | 10,689,121 | 9,005,565.33 | 10,288,308.72 |
| COLLEGE OF VISUAL AND PERFORMING ARTS | | | | |
| Dean's Office | | | | |
| Art and Design | | | | |
| External Programming | | | | |
| Theatre and Dance | | | | |
| Total College of Visual and Performing Arts | 8,200 | 35,200 | 7,900.00 | 7,800.00 |

Other Sponsored Activities Awards by Department

| | | | | |
|--|-------------------|-------------------|----------------------|----------------------|
| OUTREACH, ENGAGEMENT, AND | | | | |
| VP Office | 142,938 | | | |
| Center for Child Welfare and Education | 1,197,816 | 1,464,560 | 1,403,722.00 | 1,218,487.20 |
| Center for Governmental Studies | | 247,800 | 97,634.00 | 9,062.00 |
| Continuing Professional Education | | 99,600 | 99,431.00 | 116,644.00 |
| Education Systems Center | | | 157,250.00 | 862,840.64 |
| Northern Illinois Ctr for Nonprofit Excellence | | | 1,695,577.28 | |
| Northern Public Radio | 290,331 | 28,273 | 598,956.00 | 525,630.00 |
| Not for Profit NonGovOrgs | 1,695,301 | | | |
| Office of Education System Innovation | | | | |
| P-20 Center | 239,956 | 2,022,379 | 431,178.00 | 174,580.00 |
| Precollegiate-Upward Bound | 530,376 | 626,045 | | 845,670.00 |
| Regional Development Institute | | | | |
| Reports Cards | 1,750,000 | 1,749,999 | 3,500,000.00 | 3,290,000.00 |
| Total Outreach, Engagement, and | 5,846,718 | 6,238,657 | 7,983,748.28 | 7,042,913.84 |
| OTHER ACADEMIC UNITS | | | | |
| Campus Child Care | | | | |
| Career Services | | | | |
| Environment, Sustainability & Energy | | | | |
| International Programs Office | | | | |
| International Student and Scholar Services | 77,680 | | 59,254.00 | |
| Military Student Services | | | | |
| Student Support Services | | | | |
| Regional Technology Services | | | | 7,600.00 |
| University Libraries | | | 686,862.00 | 297,495.00 |
| Total Other Academic Units | 398,234 | 305,000 | 996,116.00 | 761,381.09 |
| OTHER UNIVERSITY UNITS | | | | |
| Administration & Finance | | | | 23,979,829.00 |
| Controller | | | 7,412,589.00 | 16,315,819.00 |
| Jobs Plus | | | 31,598.27 | 44,563.00 |
| Presidents Office | | | | 132,033.26 |
| Public Safety | 1,000 | 8,970 | 2,100.00 | 2,498.00 |
| Student Affairs | | | 90,077.00 | |
| Total Other University Units | 1,000 | 8,970 | 7,536,364.27 | 40,174,747.26 |
| Total Other Sponsored Activities | 14,849,634 | 18,328,674 | 26,329,019.88 | 59,580,063.29 |
| Total Funding | 30,438,792 | 35,559,054 | 43,988,160.05 | 79,704,025.91 |

FY 2021 Awards Detail

COLLEGE OF BUSINESS

College of Business, Dean's Office

Park, Daewoo, Experiential Learning Center Corporate Projects, Caterpillar, Inc., (Instructional Programs), \$20,000

Park, Daewoo, Experiential Learning Center Corporate Project, Echo Global Logistics, (Instructional Programs), \$10,000

Park, Daewoo, Experiential Learning Center Corporate Projects, Rust-Oleum, (Instructional Programs), \$10,000

Park, Daewoo, Experiential Learning Center Corporate Project, McDonald's Corporation, (Instructional Programs), \$10,000

Park, Daewoo, Experiential Learning Center Corporate Project, Purafil, Inc., (Instructional Programs), \$10,000

Park, Daewoo, Experiential Learning Center Corporate Project, Numerator, (Instructional Programs), \$8,000

Park, Daewoo, Experiential Learning Center Corporate Project, Heel Strike, (Instructional Programs), \$8,000

Preston, Anthony W, Executive MBA Contract Courses, Transform Holdco LLC, (Instructional Programs), \$27,500

Preston, Anthony W, Executive MBA Contract Courses, Best Buy Co., Inc., (Instructional Programs), \$27,500

Preston, Anthony W, Executive MBA Contract Courses, Cognizant Technology Solutions, (Instructional Programs), \$27,500

Preston, Anthony W, Executive MBA Contract Courses, Gas Technology Institute, (Instructional Programs), \$27,500

Preston, Anthony W, Executive MBA Contract Courses, Lakeshore Recycling Systems, (Instructional Programs), \$27,500

Preston, Anthony W, Executive MBA Contract Courses, Cummins Allison Corp., (Instructional Programs), \$27,500

Preston, Anthony W, Executive MBA Contract Courses, AST LLC, (Instructional Programs), \$27,500

Preston, Anthony W, Executive MBA Contract Courses, Lakeshore Recycling Systems, (Instructional Programs), \$27,500

Preston, Anthony W, Executive MBA Contract Courses, Thomas Engineering Inc., (Instructional Programs), \$27,500

Preston, Anthony W, Executive MBA Contract Courses, Cognizant Technology Solutions, (Instructional Programs), \$27,500

Preston, Anthony W, Executive MBA Contract Courses, Schwartz Gilligan, Ltd., (Instructional Programs), \$27,500

Preston, Anthony W, Executive MBA Contract Courses, National Material L.P., (Instructional Programs), \$27,500

Preston, Anthony W, Executive MBA Contract Courses, HA International LLC, (Instructional Programs), \$31,976

Preston, Anthony W, Executive MBA Contract Courses, Gogo, Inc., (Instructional Programs), \$31,976

Preston, Anthony W, Executive MBA Contract Courses, Lakeshore Recycling Systems, (Instructional Programs), \$31,976

Preston, Anthony W, Executive MBA Contract Courses, Plitek, LLC, (Instructional Programs), \$31,976

Preston, Anthony W, Executive MBA Contract Courses, RF Code, Inc., (Instructional Programs), \$31,976

Preston, Anthony W, Executive MBA Contract Courses, Northwestern University, (Instructional Programs), \$31,976

Preston, Anthony W, Executive MBA Contract Courses, Oakton Community College, (Instructional Programs), \$31,976

Preston, Anthony W, Executive MBA Contract Courses, City of Chicago, (Instructional Programs), \$31,976

Preston, Anthony W, Executive MBA Contract Courses, Nestle Brands Company, (Instructional Programs), \$31,976

Preston, Anthony W, Executive MBA Contract Courses, Lakeshore Recycling Systems, (Instructional Programs), \$31,976

Preston, Anthony W, Executive MBA Contract Courses, Discover Financial Services, (Instructional Programs), \$31,976

Preston, Anthony W, Executive MBA Contract Courses, Calamos Investments, (Instructional Programs), \$31,976

Preston, Anthony W, Executive MBA Contract Courses, Strategic Coach, (Instructional Programs), \$31,976

Preston, Anthony W, Executive MBA Contract Courses, Berry Global, (Instructional Programs), \$31,976

Preston, Anthony W, One-Year MBA Contract Courses (Chicago), JP Morgan, (Instructional Programs), \$39,000

Preston, Anthony W, One-Year MBA Contract Courses (Chicago), Sonas Marketing, (Instructional Programs), \$39,000

Preston, Anthony W, One-Year MBA Contract Courses (Chicago), PSAV, (Instructional Programs), \$39,000

Preston, Anthony W, One-Year MBA Contract Courses (Chicago), Costco Wholesale Corporation,

FY 2021 Awards Detail

(Instructional Programs), \$39,000
 Preston, Anthony W, One-Year MBA Contract Courses (Chicago), Boncura Health Solutions, (Instructional Programs), \$39,000
 Preston, Anthony W, One-Year MBA Contract Courses (Chicago), Crowe LLP, (Instructional Programs), \$39,000
 Preston, Anthony W, One-Year MBA Contract Courses (Chicago), Sikich, LLP, (Instructional Programs), \$39,000
 Preston, Anthony W, One-Year MBA Contract Courses (Chicago), Enterprise, (Instructional Programs), \$39,000
 Preston, Anthony W, One-Year MBA Contract Courses (Chicago), Navistar Inc., (Instructional Programs), \$39,000
 Preston, Anthony W, One-Year MBA Contract Courses (Chicago), Ferrara Candy Company, (Instructional Programs), \$39,000
 Preston, Anthony W, One-Year MBA Contract Courses (Chicago), Lee Kum Kee, (Instructional Programs), \$39,000
 Preston, Anthony W, One-Year MBA Contract Courses (Chicago), Chicago Extruded Metals (CXM), (Instructional Programs), \$39,000
 Preston, Anthony W, One-Year MBA Contract Courses (Chicago), Rush University Medical Center, (Instructional Programs), \$39,000
 Preston, Anthony W, One-Year MBA Contract Courses (Chicago), Blue Cross Blue Shield Association, (Instructional Programs), \$39,000
 Preston, Anthony W, One-Year MBA Contract Courses (Chicago), OMD, (Instructional Programs), \$39,000
 Preston, Anthony W, One-Year MBA Contract Courses (Chicago), Amazon.com, Inc., (Instructional Programs), \$39,000
 Preston, Anthony W, One-Year MBA Contract Courses (Chicago), Amita Health, (Instructional Programs), \$39,000
 Preston, Anthony W, One-Year MBA Contract Courses (Chicago), Northwestern University, (Instructional Programs), \$39,000
 Preston, Anthony W, One-Year MBA Contract Courses (Hoffman Estates), National Forwarding Co., Inc., (Instructional Programs), \$20,700
 Preston, Anthony W, One-Year MBA Contract Courses (Hoffman Estates), Option Care Enterprises, Inc., (Instructional Programs), \$20,700

Preston, Anthony W, One-Year MBA Contract Courses (Hoffman Estates), Old World Industries, LLC, (Instructional Programs), \$20,700
 Preston, Anthony W, One-Year MBA Contract Courses (Hoffman Estates), Keyence Corporation, (Instructional Programs), \$20,700
 Preston, Anthony W, One-Year MBA Contract Courses (Hoffman Estates), Physicians Immediate Care, LLC, (Instructional Programs), \$20,700
 Preston, Anthony W, One-Year MBA Contract Courses (Hoffman Estates), Lutheran Social Services of Illinois, (Instructional Programs), \$20,700
 Preston, Anthony W, One-Year MBA Contract Courses (Hoffman Estates), Walgreens Company, (Instructional Programs), \$20,700
 Preston, Anthony W, One-Year MBA Contract Courses (Hoffman Estates), Joliet Oncology-Hematology Associates, Ltd., (Instructional Programs), \$20,700
 Preston, Anthony W, One-Year MBA Contract Courses (Hoffman Estates), Convenience Concepts, Inc., (Instructional Programs), \$20,700
 Preston, Anthony W, One-Year MBA Contract Courses (Hoffman Estates), HAVI, (Instructional Programs), \$20,700
 Preston, Anthony W, One-Year MBA Contract Courses (Hoffman Estates), Omron Automotive Electronics, Inc., (Instructional Programs), \$20,700
 Preston, Anthony W, One-Year MBA Contract Courses (Hoffman Estates), US Foods, Inc., (Instructional Programs), \$20,700
 Preston, Anthony W, One-Year MBA Contract Courses (Hoffman Estates), Karis Global LLC, (Instructional Programs), \$20,700
 Preston, Anthony W, One-Year MBA Contract Courses (Hoffman Estates), Pepper Construction, (Instructional Programs), \$20,700
 Preston, Anthony W, One-Year MBA Contract Courses (Hoffman Estates), Egret Consulting Group, (Instructional Programs), \$20,700
 Preston, Anthony W, One-Year MBA Contract Courses (Hoffman Estates), Fresenius Kabi, (Instructional Programs), \$20,700
 Preston, Anthony W, One-Year MBA Contract Courses (Hoffman Estates), Transervice, (Instructional Programs), \$20,700
 Preston, Anthony W, One-Year MBA Contract Courses (Hoffman Estates), GTPL Broadband, (Instructional Programs), \$20,700
 Preston, Anthony W, One-Year MBA Contract Courses (Hoffman Estates), OptumRx, (Instructional Programs), \$20,700

FY 2021 Awards Detail

Preston, Anthony W, One-Year MBA Contract Courses (Hoffman Estates), Elkay Manufacturing, (Instructional Programs), \$20,700

Preston, Anthony W, One-Year MBA Contract Courses (Hoffman Estates), National Forwarding Co., Inc., (Instructional Programs), \$20,700

Preston, Anthony W, One-Year MBA Contract Courses (Hoffman Estates), Aramark Corporation, (Instructional Programs), \$22,750

Preston, Anthony W, One-Year MBA Contract Courses (Hoffman Estates), Midwest Orthopaedics at Rush Medical Center, (Instructional Programs), \$22,750

Preston, Anthony W, One-Year MBA Contract Courses (Hoffman Estates), Google, (Instructional Programs), \$22,750

Preston, Anthony W, One-Year MBA Contract Courses (Hoffman Estates), Northwestern Medicine, (Instructional Programs), \$22,750

Preston, Anthony W, One-Year MBA Contract Courses (Hoffman Estates), Lake County, (Instructional Programs), \$22,750

Preston, Anthony W, One-Year MBA Contract Courses (Hoffman Estates), Walmart, (Instructional Programs), \$22,750

Preston, Anthony W, One-Year MBA Contract Courses (Hoffman Estates), General Electric, (Instructional Programs), \$22,750

Preston, Anthony W, One-Year MBA Contract Courses (Hoffman Estates), Department of Health & Human Services, (Instructional Programs), \$22,750

Preston, Anthony W, One-Year MBA Contract Courses (Hoffman Estates), Liberty Travel, (Instructional Programs), \$22,750

Preston, Anthony W, One-Year MBA Contract Courses (Hoffman Estates), DoubleTree by Hilton, (Instructional Programs), \$22,750

Preston, Anthony W, One-Year MBA Contract Courses (Hoffman Estates), United Airlines, (Instructional Programs), \$22,750

Preston, Anthony W, One-Year MBA Contract Courses (Hoffman Estates), Columbus Vegetable Oils, (Instructional Programs), \$22,750

Preston, Anthony W, One-Year MBA Contract Courses (Hoffman Estates), Digital Practice, (Instructional Programs), \$22,750

Preston, Anthony W, One-Year MBA Contract Courses (Hoffman Estates), Collins Aerospace, (Instructional Programs), \$22,750

Preston, Anthony W, One-Year MBA Contract Courses (Hoffman Estates), Experian, (Instructional Programs), \$22,750

Preston, Anthony W, One-Year MBA Contract Courses

(Hoffman Estates), Genesis Automation, Inc., (Instructional Programs), \$22,750

Preston, Anthony W, One-Year MBA Contract Courses (Hoffman Estates), Kraft Heinz Food Company, (Instructional Programs), \$22,750

Preston, Anthony W, One-Year MBA Contract Courses (Hoffman Estates), Fidelitone, Inc., (Instructional Programs), \$22,750

Preston, Anthony W, One-Year MBA Contract Courses (Hoffman Estates), The Parts Place, Inc., (Instructional Programs), \$22,750

Preston, Anthony W, One-Year MBA Contract Courses (Hoffman Estates), Henkel, (Instructional Programs), \$22,750

Preston, Anthony W, One-Year MBA Contract Courses (Hoffman Estates), Austin Chemical Company, Inc., (Instructional Programs), \$22,750

Subtotal \$2,468,108.54

Total College of Business \$2,468,108.54

COLLEGE OF EDUCATION

Counseling, Adult and Higher Education

Carter, Adam W, Professional Development Session: De-Escalation Strategies from Room to Zoom, School District # 131, East Aurora, (Instructional Programs), \$500

Nyunt, Gudrun, Flourishing in the Time of Covid-19: How Institutional Responses to Covid-19 Shape Students Well-Being, NASPA - Student Affairs Administrators in Higher Education, (Organized Research/Applied Research), \$1,000

Nyunt, Gudrun, Surviving Anti-Asian Hate: Asian/Asian American Students Experiences Living in the Residence Hall During COVID-19 and Beyond, Association of College and University Housing Officers-International, (Organized Research/Applied Research), \$3,858

Zhu, Peitao, The Development and Initial Validation of the Cultural Humility and Enactment Scale in Counseling, Association for Assessment and Research in Counseling, (Organized Research/Applied Research), \$1,611

Subtotal \$6,968.65

FY 2021 Awards Detail

Curriculum and Instruction

Blake, Sally R, Contract Courses: ESL/Bilingual Endorsement, School District # 46, Elgin, (Instructional Programs), \$192,000
 Blake, Sally R, Contract Courses: MS Ed in Literacy Education: Reading Specialization, School District # 205, Elmhurst Community Unit, (Instructional Programs), \$110,000
 Blake, Sally R, Contract Courses: M.S.Ed. in Literacy Education: English as a Second Language/Bilingual Education Specialization, School District # 96, Kildeer Countryside Community Consolidated, (Instructional Programs), \$132,000
 Blake, Sally R, Contract Courses: ESL/Bilingual Endorsement, School District # 88, Plano, (Instructional Programs), \$66,000
 Blake, Sally R, Contract Courses: Single Graduate course LTIC 525, School District # 428, DeKalb Community Unit, (Instructional Programs), \$23,500
 Flynn, Joseph E, Social Justice Podcasts, School District # 225, Glenbrook, (Instructional Programs), \$2,000
 Flynn, Joseph E, Social Justice Podcasts, School District # 212, Leyden High, (Instructional Programs), \$2,000
 Flynn, Joseph E, Social Justice Podcasts, School of Expressive Arts and Learning (S.E.A.L.), (Instructional Programs), \$2,000
 Nieto, David G, Mentoring Program Needs Analysis, School District # 201U, Crete-Monee, (Instructional Programs), \$5,075

Subtotal \$534,575.00

Educational Technology, Research and Assessment (ETRA)

Hsu, Pi-Sui; Lee, Eric, Scientific Argumentation in Transportable Invention Space (SAITIS) 3.0 in Rockford School District, School District # 205, Rockford, (Organized Research/Applied Research), \$25,516
 Hung, Wei-Chen, Immersive Knowledge Network - Opening the World - Rollover, Miaoli County Government Education Department, Taiwan, (Organized Research/Applied Research), \$12,912
 Hung, Wei-Chen, Contract Courses: M.S.Ed. in School Business Management, Illinois Association of School Business Officials, (Instructional Programs), \$18,500
 Reeves, Todd D, Mentoring Program Needs Analysis, School District # 201U, Crete-Monee, (Instructional Programs), \$2,975

Subtotal \$59,903.00

Kinesiology and Physical Education

Jacobs, Jennifer M; Wahl-Alexander, Zachary, Fitness Leadership Experience (FLEX), Illinois Department of Juvenile Justice, (Other Sponsored Activities/Public Service), \$45,000
 Jacobs, Jennifer M; Wahl-Alexander, Zachary, Fitness Leadership Experience (FLEX), Illinois Department of Juvenile Justice, (Other Sponsored Activities/Public Service), \$13,590

Subtotal \$58,590.00

Leadership, Educational Psychology and Foundations

Pluim, Carolyn J, Contract Courses: M.S.Ed in School Business Management, Illinois Association of School Business Officials, (Instructional Programs), \$323,450
 Pluim, Carolyn J, Contract Courses: M.S.Ed. in Educational Administration, School District # 205, Rockford, (Instructional Programs), \$144,000

Subtotal \$467,449.98

Morgridge Chair Office (Morgridge)

Kim, Yanghee; Hwang, Jaejin, Collaborative Research: DTI: Implementing Mixed Reality for Inclusive and Embodied Learning for Young Children, National Science Foundation/NSF, (Organized Research/Applied Research), \$642,621 *also involves Cross-disciplinary Research on Engaging Advancing Technology*

Subtotal \$642,621.47

Special and Early Education

Hedin, Laura R, Professional Development Sessions: Math Interventions, School District # 145, Freeport Public Schools, (Instructional Programs), \$5,670
 Kelly, Stacy M; Tikkun, Sean, Preparing New Teachers of Students with Visual Impairments and Existing Personnel with Certifications in Assistive Technology for the 21st Century Workforce, Office of Special Education and Rehabilitative Services/Department of Education, (Instructional Programs), \$250,000
 Kelly, Stacy M, Project Fusion: Bringing Together Scholars in Teacher of the Visually Impaired and Orientation and Mobility Programs to Serve Children with Visual Impairments in the 21st Century Classroom, Office of Special Education and Rehabilitative Services/Department of Education, (Instructional Programs), \$250,000

FY 2021 Awards Detail

Kelly, Stacy M, Preparation of Vision Rehabilitation Therapists and Orientation & Mobility Specialists to Prepare Individuals with Visual Disabilities for the 21st Century Workplace, Office of Special Education and Rehabilitative Services/Department of Education, (Instructional Programs), \$150,000

Liberty, Lisa M, Professional Development Session: Strategies for Tier 1 and Tier 2 Behavioral Supports in a virtual Environment, School District # 131, East Aurora, (Instructional Programs), \$500

Johnson, Jesse W, *see Demaray, Michelle (PSYC)*

Subtotal \$656,170.00

Total College of Education \$2,426,278.10

COLLEGE OF ENGINEERING AND ENGINEERING TECHNOLOGY

College of Engineering and Engineering Technology (CEET)

Peterson, Donald R; Lin, YJ; Cho, Kyu Taek, NIU/ISGC NASA Internships, Fellowships, and Scholarships, STEM Engagement, Institutional Engagement, Educator Professional Development Project, University of Illinois at Urbana-Champaign, (Organized Research/Applied Research), \$29,808

Peterson, Donald R; Lin, YJ; Cho, Kyu Taek, NIU/ISGC NASA Internships, Fellowships, and Scholarships, STEM Engagement, Institutional Engagement, Educator Professional Development Project, University of Illinois at Urbana-Champaign, (Organized Research/Applied Research), \$18,000

Peterson, Donald R, see Peterson, Donald R (MECH)

Peterson, Donald R, see Xia, Ting (MECH)

Peterson, Donald R, see Yasui, Linda S (BIOS)

Subtotal \$47,808.00

Electrical Engineering

Ferdowsi, Hasan, Supporting Specialty Crop Production in the State of Illinois through the Deployment of Tailored Robotic Technologies, Southern Illinois University at Edwardsville, (Organized Research/Applied Research), \$12,443

Ferdowsi, Hasan, Mechatronic System Sizing and Selection Tool, Hiwin Corporation, (Organized Research/Applied Research), \$34,999

Fonseca, Benedito J; Tahernezehadi, Mansour, Engineering-in-Residence: Developing Natural Gas Upwind Survey Regions Through Machine Learning, Jet Propulsion Laboratory/NASA, (Organized Research/Applied Research), \$33,917

Fonseca, Benedito J, Implementation of Bluetooth Low Energy Standards in Connection Mode, Private Sponsor, (Organized Research/Applied Research), \$36,329

Moghimi, Mohammad, Evaluation of micro-epidermal actuators on flexible substrate for noninvasive, pediatric-friendly conductive hearing aid, National Institutes of Health/NIH/DHHS, (Organized Research/Applied Research), \$140,603

Liu, Lichuan, Fonseca, Benedito J, see Peterson, Donald R. (CEET)

Korampally, Venumadhav R; see Piot, Philippe (PHYS)

Subtotal \$258,290.96

Engineering Technology

Martin, Kevin B, Modification of Basil Flavor Via Adjustment of Light Environment, Illinois Innovation Network, (Organized Research/Applied Research), \$15,367

Muthuswamy, Shanthi; Damodaran, Purushothaman, Patient Discharge Transportation Process Improvements @ Edward-Elmhurst Healthcare., Edward-Elmhurst Healthcare, (Organized Research/Applied Research), \$56,250

Muthuswamy, Shanthi; Damodaran, Purushothaman, Patient Discharge Transportation Process Improvements @ Edward-Elmhurst Healthcare., Edward-Elmhurst Healthcare, (Organized Research/Applied Research), \$50,905

Muthuswamy, Shanthi; Damodaran, Purushothaman, Patient Discharge Transportation Process Improvements @ Edward-Elmhurst Healthcare., Edward-Elmhurst Healthcare, (Organized Research/Applied Research), \$572,899

Takai, Shun, Collaborative Research: Enhance Design Teamwork Experience in Engineering Education, National Science Foundation/NSF, (Organized Research/Applied Research), \$179,261

Vaezi, Mahdi, Research for company seeking to develop technologies with hemp residue., RYMAC Industries LLC, (Organized Research/Applied Research), \$25,330

Vaezi, Mahdi, Integrated Logistical, Techno-economic and Socio-environmental Assessment Framework for Sustained MSW Conversion Facilities: New Paradigm Shift for the State of Illinois, Illinois Innovation Network, (Organized Research/Applied Research), \$29,052

Vaezi, Mahdi, see Hughes, Courtney; (SHS)

Subtotal \$929,064.76

FY 2021 Awards Detail

Industrial and Systems Engineering

Chen, Niechen, Process Improvements for Swenson Spreader LLC, Swenson Spreader LLC, (Organized Research/Applied Research), \$31,175

Damodaran, Purushothaman; Chen, Niechen; Wang, Ziteng, Process Improvement at Triangle Packaging Machinery Company, Triangle Package Machinery Company, (Organized Research/Applied Research), \$86,999

Damodaran, Purushothaman, Senior Design Project: A Lean Assessment of Agco's Compact Utility Tractor Assembly Lines, AGCO Corp., (Instructional Programs), \$7,500

Damodaran, Purushothaman, Senior Design Project: RWMIC Lean Repair Project, Richard Wolf Medical Instruments Corporation, (Instructional Programs), \$7,500

Damodaran, Purushothaman; Chen, Niechen; Nguyen, Christine V, Senior Design Project: Paragon Medical: Improving Metrology Calibration Frequency and Traceability, Paragon Medical, Inc., (Instructional Programs), \$7,500

Nguyen, Christine V; Damodaran, Purushothaman, Process improvements in push rod manufacturing area, Elgin Industries, (Organized Research/Applied Research), \$34,986

Wang, Ziteng; Nguyen, Christine, Distribution Improvement at Elgin Industries, Elgin Industries, (Organized Research/Applied Research), \$34,975

Hwang, Jaejin, see Kim, Yanghee; Morgridge Damodaran, Purushothaman, see Muthuswamy, Shanthi (X3)

Wang, Ziteng, see Peterson, Donald R (CEET)

Subtotal \$210,634.90

Mechanical Engineering (MECH)

Butail, Sachit, Cues and actions for efficient nonverbal human-robot communication, National Science Foundation/NSF, (Organized Research/Applied Research), \$138,679

Cho, Kyu Taek, Modeling support to advance the performance of next-generation batteries at Argonne, Argonne National Laboratory, (Organized Research/Applied Research), \$14,364

Cho, Kyu Taek, Modeling support to advance the performance of next-generation batteries at Argonne, Argonne National Laboratory, (Organized Research/Applied Research), \$18,957

Peterson, Donald R; Butail, Sachit; Liu, Lichuan; Rajashankar, Suma, NIU/ISGC NASA Internships, Fellowships, and Scholarships, STEM Engagement, Institutional Engagement, Educator Professional Development Project, Illinois Space Grant Consortium, (Organized Research/Research Training), \$77,500

Pohlman, Nicholas A, PIP-II Warm Unit Preliminary Design, Fermi National Accelerator Laboratory, (Organized Research/Applied Research), \$59,991 *also involves the Northern Illinois Center for Accelerator and Detector Development*

Salehinia, Iman, FNAL-funded Mechanical Engineering Project for Assistant Professor Saelhinia, Fermi National Accelerator Laboratory, (Organized Research/Applied Research), \$8,989

Salehinia, Iman, Dark Matter Searches Employing Quantum Metrology, Fermi National Accelerator Laboratory, (Organized Research/Applied Research), \$9,639

Salehinia, Iman, Dark Matter Searches Employing Quantum Metrology, Fermi National Accelerator Laboratory, (Organized Research/Applied Research), \$6,426

Shelton, John T, National Space Grant College and Fellowship Program: Artemis Student Challenge Opportunities, University of Illinois at Urbana-Champaign, (Organized Research/Applied Research), \$83,627

Shelton, John T, Expanding the Pipeline and Enhancing Education of Students Pursuing Careers in Space, University of Illinois at Urbana-Champaign, (Organized Research/Applied Research), \$141,298

Xia, Ting; Peterson, Donald R, Biodynamic Analysis of Treadmill Suspension Systems, Life fitness, LLC, (Organized Research/Applied Research), \$21,388

Lee, Eric, See Hsu, Pi-Sui (ETRA)

Cho, Kyu Taek, see Peterson, Donald R (X2)

Cho, Kyu Taek, see Shibata, Tomoyuki (SHS)

Salehinia, Iman, see Pio, Philippe (PHYS)

Pohlman, Nicholas A; Salehinia, Iman, see Zutshi, Vishnu V (PHYS)

Pohlman, Nicholas A, see Hedin, David R (PHYS)

Pohlman, Nicholas A, see Zutshi, Vishnu V (PHYS)

Subtotal \$580,856.56

Total College of Engineering and Engineering Technology \$2,026,655.18

FY 2021 Awards Detail

COLLEGE OF HEALTH AND HUMAN SCIENCES

Allied Health and Communicative Disorders

Buac, Milijana, Advancing Academic-Research Careers Award, American Speech-Language-Hearing Foundation, (Organized Research/Applied Research), \$5,000

Subtotal \$5,000.00

Child Development & Family Ct

Lofthouse, Amy S, Child Care Restoration Grant, Illinois Network of Child Care Resource & Referral Agencies, (Other Sponsored Activities/Public Service), \$143,931

Lofthouse, Amy S, Child Care Restoration Grant, Illinois Network of Child Care Resource & Referral Agencies, (Other Sponsored Activities/Public Service), \$115,984

Lofthouse, Amy S, Child Care Restoration Grant, Illinois Network of Child Care Resource & Referral Agencies, (Other Sponsored Activities/Public Service), \$115,145

Lofthouse, Amy S, Quality Improvement Funds, Community Coordinated Child Care, (Instructional Programs), \$7,746

Pavkov, Thomas W; Lofthouse, Amy S., Governor's Emergency Education Relief, Illinois State Board of Education, (Instructional Programs), \$7,319

Subtotal \$390,125.28

College of Health and Human Sciences

Mazurek, Kathryn D, MACRA: Quality Improvement Direct Technical Assistance, Altarum Institute, (Other Sponsored Activities/Public Service), \$283,556

Subtotal \$283,556.06

Family & Consumer Sciences

Clucas Walter, Melissa, Development of Alternative Pathways to the Early Childhood Education Credential through Competency-Based Online Modules, Illinois Network of Child Care Resource & Referral Agencies, (Other Sponsored Activities/Public Service), \$44,999

Clucas Walter, Melissa; Surjadi, Florensia F, Gateways Early Childhood Education Credential Module Pilot, Illinois Network of Child Care Resource & Referral Agencies, (Instructional Programs), \$330,000

Pavkov, Thomas W, NIU Preschool for All Expansion, Illinois State Board of Education, (Instructional Programs), \$349,670

Pavkov, Thomas W, CCAMPIS 2018, Office of Postsecondary Education/Department of Education, (Other Sponsored Activities/Public Service), \$116,559

Pavkov, Thomas W, NIU Preschool for All Expansion, Illinois State Board of Education, (Instructional Programs), \$352,949

Subtotal \$1,194,177.00

Nursing

Caplan, Susan, Feasibility of group versus individual self-management of depression using a mobile app, to increase treatment adherence among Dominican primary care patients, National Institutes of Health/NIH/DHHS, (Organized Research/Applied Research), \$175,848

Petges, Nancy M; Chen, Jie, FY21 Nursing School Grant, Illinois Board of Higher Education, (Other Sponsored Activities/Other), \$99,947

Sabio, Cristan C, IBHE Nurse Educator Fellowship--FY 2021, Illinois Board of Higher Education, (Organized Research/Applied Research), \$10,000

Hickey, Kari L, see Walther, Carol S (SOCl)

Subtotal \$285,795.32

School of Interdisciplinary Health Professions

Duffrin, Melani W, The FoodMASTER Initiative: Supporting the STEM learning pipeline for underserved, minority youth through informal science learning environments, National Institute of General Medical Sciences/NIH/DHHS, (Organized Research/Applied Research), \$231,708

Mazurek, Kathryn D, County Wide BRFSS, Illinois Department of Public Health, (Organized Research/Applied Research), \$315,000

Subtotal \$546,708.00

School of Health Studies (SHS)

Hughes, Courtney, Telehealth for Hospice Care: Implications for Racial/Ethnic and Rural Health Disparities, Borchard Foundation Center on Law and Aging, (Organized Research/Applied Research), \$20,000

Hughes, Courtney; Vaezi, Mahdi, Development and Identification of Predictors of a Novel Cancer Mortality Index in Illinois: Discovering Opportunities for Public Health Intervention, University of Illinois System, (Organized Research/Applied Research), \$30,000

Keddie, Arlene M, A Comprehensive Public Health Approach to Asthma Control Through Evidence-Based Interventions, University of Illinois at Urbana-Champaign, (Other Sponsored Activities/Testing/Evaluation), \$26,206

Muzaffar, Henna, Research and Outreach at the Northern Illinois Food Bank, Northern Illinois Food Bank, (Organized Research/Applied Research), \$19,211

FY 2021 Awards Detail

Shibata, Tomoyuki; Cho, Kyu Taek, Sustainable Water Supply System in Illinois using Innovative Electrochemical Treatment Technology, University of Illinois System, (Organized Research/Applied Research), \$19,769

Subtotal \$115,186.22

Total College of Health and Human Sciences

\$2,820,547.88

COLLEGE OF LIBERAL ARTS AND SCIENCES

Anthropology

Gherardi, Chloe; Irwin, Mitch, Chemical niche divergence in sympatric lemurs - understanding species food selection and vulnerability to environmental change, Global Wildlife Conservation, (Organized Research/Applied Research), \$4,843

Gherardi, Chloe; Irwin, Mitch, Chemical niche divergence in sympatric lemurs - understanding species food selection and vulnerability to environmental change, Primate Conservation, Inc., (Organized Research/Applied Research), \$2,230 *also involves the Institute for the Study of Environment, Sustainability and Energy*

Murphy, John T, SocialSim Modeling / Repast HPC Programming Support, University of Central Florida, (Organized Research/Applied Research), \$63,847

Murphy, John T, SocialSim Modeling / Repast HPC Programming Support, University of Central Florida, (Organized Research/Applied Research), \$46,488

Murphy, John T, SocialSim Modeling / Repast HPC Programming Support, University of Central Florida, (Organized Research/Applied Research), \$56,698

Murphy, John T, Sustainable Urban-Regional Modeling Network (SURE Modeling), Illinois Innovation Network, (Organized Research/Basic Research), \$9,348

Subtotal \$183,454.35

Biological Sciences (BIOS)

Calvo, Ana, Identification of Regulatory Genes in A. Flavus that are Involved in Mycotoxin Production, Morphogenesis, and Virulence, Department of Agriculture, (Organized Research/Applied Research), \$25,000

Duvall, Mel; Foster, Nicholas T, Nachusa Grasslands Science Externship (Nicholas Foster), Nature Conservancy, (Organized Research/Research Training), \$6,000

Jones, Holly; Del Valle, Antonio B, Impacts of historical disturbance regimes on avian conservation in eastern tallgrass prairies, Bureau of Land Management/ Department of the Interior, (Organized Research/Applied Research), \$16,824 *also involves the Institute for the Study of Environment, Sustainability and Energy*

Jones, Holly, Collaborative Research: The Roles of Community Assembly and Consumer Impacts in Shaping Ecosystem Function, Directorate for Biological Sciences/NSF, (Organized Research/Applied Research), \$458,547 *also involves the Institute for the Study of Environment, Sustainability and Energy*

Jones, Holly, Collaborative Research: The Roles of Community Assembly and Consumer Impacts in Shaping Ecosystem Function, Directorate for Biological Sciences/NSF, (Organized Research/Applied Research), \$34,190 *also involves the Institute for the Study of Environment, Sustainability and Energy*

King, Richard B; Klatt, Callie A, Blanding's Turtle Reintroduction, Lake County Forest Preserve District, (Organized Research/Applied Research), \$100,250 *also involves the Institute for the Study of Environment, Sustainability and Energy*

King, Richard B, Multi-site Comparison of Blanding's Turtle Head-starting, Illinois Department of Natural Resources, (Organized Research/Applied Research), \$35,304

King, Richard B, Illinois Blanding's Turtle Recovery Planning and Implementation, Illinois Department of Natural Resources, (Organized Research/Applied Research), \$259,048 *also involves the Institute for the Study of Environment, Sustainability and Energy*

King, Richard B, Monitoring and Assessment of Blandings Turtle Populations 2021, Lake County Forest Preserve District, (Organized Research/Applied Research), \$11,997 *also involves the Institute for the Study of Environment, Sustainability and Energy*

Singh, Pallavi, Longitudinal Characterizing of Intestinal Microbial Ecology of Bison, Friends of Nachusa Grasslands, (Organized Research/Applied Research), \$2,000

Yasui, Linda S; Devergne, Olivier J; Gaillard, Elizabeth R; Li, Tao, MRI: Acquisition of a Zeiss LSM 900 with Airyscan 2 for Research and Education at Northern Illinois University, National Science Foundation/NSF, (Organized Research/Applied Research), \$252,548
Del Valle, Antonio B; Jones, Holly, see Bond, Bradley G (GRAD)

Subtotal \$1,201,707.16

FY 2021 Awards Detail

Center for Latino and Latin American Studies

Abreu, Christina D, Crisis and Culture of Fear among Latino Communities in the Midwest, University of Nebraska, (Organized Research/Applied Research), \$3,500

Subtotal \$3,500.00

Center for Southeast Asian Studies

Gallo-Crail, Rhodalyne Q; Jones, Eric A, PYLP: Engaging Young Advocates in Environmental Preservation and Peacebuilding, Department of State, (Other Sponsored Activities/Public Service), \$250,000 *also involves Foreign Language & Literature and History*
 Jones, Eric A, National Resource Center and Foreign Language and Areas Studies Fellowships, Office of Postsecondary Education/Department of Education, (Other Sponsored Activities/Other), \$621,000
 Jones, Eric A, Southeast Asia Youth Leadership Program, Bureau of Educational and Cultural Affairs/Department of State, (Other Sponsored Activities/Public Service), \$550,000 *also involves History*

Subtotal \$1,421,000.00

Center for the Study of Family Violence and Sexual Assault (SFVSA)

Crouch, Julie L, Illinois Domestic Violence Co-Location Program - Program Assistant Contract, Futures Without Violence, (Other Sponsored Activities/Public Service), \$40,000
 Crouch, Julie L; Skarbek, Matthew, Domestic Violence Intervention Program FY2021, Illinois Department of Children and Family Services, (Other Sponsored Activities/Public Service), \$556,554
 Crouch, Julie L; Skarbek, Matthew, Congregate Care Assessment Program (CCAP), Illinois Department of Children and Family Services, (Other Sponsored Activities/Public Service), \$604,421
 Crouch, Julie L; Ammar, Joe A; Milner, Joel S, Subcontract Relating to Air Force Family Advocacy Programs., Cherokee Nation Businesses, (Other Sponsored Activities/Public Service), \$417,000 *also involves Psychology*
 Milner, Joel S; Crouch, Julie L; McCarthy, Randy J; Travis, Wendy J, Department of Defense Family Advocacy Program FASOR/NPSP Quality Assurance Projects, Kansas State University, (Other Sponsored Activities/Public Service), \$11,529 *also involves Psychology*

Milner, Joel S; Crouch, Julie L; McCarthy, Randy J; Travis, Wendy J, Department of Defense Family Advocacy Program FASOR/NPSP Quality Assurance Projects, Kansas State University, (Other Sponsored Activities/Public Service), \$60,334 *also involves Psychology*

Milner, Joel S; Ammar, Joe A; Crouch, Julie L, Collection of Intimate Partner Violence Incident Data, Kansas State University, (Organized Research/Applied Research), \$75,000 *also involves Psychology*

Subtotal \$1,764,838.69

Chemistry and Biochemistry

Cheng, Yingwen; Gao, Siyuan, Fundamental Studies on the Scalable Synthesis of Electrocatalysts under Microfluidics, Argonne National Laboratory, (Organized Research/Applied Research), \$15,997
 Cheng, Yingwen; Li, Bomin, Fundamental understanding on the interaction between Pt-alloy electrocatalysts and porous carbon, Argonne National Laboratory, (Organized Research/Applied Research), \$5,000
 Cheng, Yingwen; Li, Bomin, Fundamental understanding on the interaction between Pt-alloy electrocatalysts and porous carbon, Argonne National Laboratory, (Organized Research/Applied Research), \$15,997
 Klumpp, Douglas A, Superelectrophiles in the synthesis of materials for organic-based electronics, Directorate for Mathematics and Physical Sciences/NSF, (Organized Research/Applied Research), \$350,000
 Li, Tao, Collaborative Research: Design of a Novel Photo-Thermo-Catalyst for Enhanced Activity and Stability of Dry Reforming of Methane, Directorate for Engineering/NSF, (Organized Research/Basic Research), \$16,380
 Li, Tao, Li Joint Appointment NIU-ANL FY 21, Argonne National Laboratory, (Organized Research/IPA or Joint Appointment), \$73,855
 Li, Tao, Li Joint Appointment NIU-ANL FY 21, Argonne National Laboratory, (Organized Research/IPA or Joint Appointment), \$27,846
 Li, Tao, Investigating the high concentration electrolyte solvation behavior, Argonne National Laboratory, (Organized Research/Applied Research), \$74,440
 Li, Tao, Investigating the Nano-catalyst with X-ray Technique, Argonne National Laboratory, (Organized Research/Applied Research), \$22,918

FY 2021 Awards Detail

Li, Tao, Investigating Battery Fading Mechanism with X-ray Technique, Argonne National Laboratory, (Organized Research/Applied Research), \$47,250

Lin, Chhiu-Tsu, Nanocoatings for multifunctional applications, ChemNova Technologies, Inc., (Organized Research/Applied Research), \$10,000

Nesterov, Evgueni E; Nesterova, Irina, Fluorescent Cellular Assay for Kinase Inhibitors, National Institutes of Health/NIH/DHHS, (Organized Research/Basic Research), \$398,249

Xu, Tao, Scalable Integration of CO2 Capture and Electrocatalytic Conversion to Organic Liquids, Office of Energy Efficiency and Renewable Energy/Department of Energy, (Organized Research/Applied Research), \$1,275,828

Xu, Tao, Electrode Surface Protection by Self-Assembled Monolayers (SAM) for lithium Battery - GRA Support, Argonne National Laboratory, (Organized Research/Applied Research), \$31,714

Subtotal \$2,365,474.89

College of Liberal Arts and Sciences

Matuszewich, Leslie, HHMI Driving Change Learning Grant (Phase I), Hughes (Howard) Medical Institute, (Other Sponsored Activities/Other), \$50,000

Gaillard, Elizabeth R; Li, Tao, see Yasui, Linda S (BIOS)

Subtotal \$50,000.00

Computer Science (CSCI)

Alhoori, Hamed M; Koop, David, Collaborative Research: Identifying Reproducible Research Using Human-in-the-loop Machine Learning, National Science Foundation/NSF, (Organized Research/Applied Research), \$155,741

Bharti, Pratoool, Measurement of surface smoothness of composite materials using computer vision and AI techniques, Crane Composites, Inc., (Organized Research/Applied Research), \$70,985

Karonis, Nicholas T; Coutrakon, George B; Duffin, Kirk L; Winans, John R, A Proton Tomography System for Optimization of Proton Therapy, ProtonVDA Inc, (Organized Research/Applied Research), \$226,439

Karonis, Nicholas T; Insley, Joe, System Software Integration and Development, Argonne National Laboratory, (Organized Research/Applied Research), \$192,578

Papka, Michael E; Insley, Joe, High Performance Computing Research, Argonne National Laboratory, (Organized Research/Applied Research), \$148,656

Papka, Michael E; Insley, Joe, Education and Outreach for SAGE, Northwestern University, (Organized Research/Applied Research), \$45,277

Rahimi, Mona, EAGER: Requirements Domain Specifications for Machine-Learned Software Components, National Science Foundation/NSF, (Organized Research/Applied Research), \$146,385

Subtotal \$986,060.67

Environmental Studies

Lenczewski, Melissa E; Jones, Eric A, Visiting Scholar, Institute of International Education, (Organized Research/Applied Research), \$25,000

Subtotal \$25,000.00

Geographic and Atmospheric Sciences

Ashley, Walker S; Gensini, Victor, Northern Illinois University Weather/Climate Modeling and Analysis, American Family Insurance, (Organized Research/Applied Research), \$104,708 *also involves the Institute for the Study of Environment, Sustainability and Energy*

Gensini, Victor, Collaborative Research: Advancing our understanding of intraseasonal U.S. severe convective storm variability, National Science Foundation/NSF, (Organized Research/Applied Research), \$474,682

Young, Philip P, Graduate Student Internship with DeKalb County Economic Development Corporation, DeKalb County Economic Development Corporation, (Instructional Programs), \$13,905

Young, Philip P, Graduate Student Internship with DeKalb County Economic Development Corporation, DeKalb County Economic Development Corporation, (Instructional Programs), \$5,040

Subtotal \$598,335.00

Geology and Environmental Geosciences

Brown, Megan R, Competing Mechanisms for Injection-Induced Seismicity: Fluid Generated Stress Change or Coulomb Static Stress Transfer, University of Colorado, Boulder, (Organized Research/Applied Research), \$20,011

LaDue, Nicole D, Building a Sustainable Geo-STEM Learning Ecosystem for Illinois Teachers, University of Illinois System, (Organized Research/Applied Research), \$29,993

FY 2021 Awards Detail

Lenczewski, Melissa E, Collaborative Research: REU Site: Water Resources and Quality in the Riviera Maya, Mexico, National Science Foundation/NSF, (Organized Research/Applied Research), \$135,299 *also involves the Institute for the Study of Environment, Sustainability and Energy*

Lenczewski, Melissa E, Forever Chemicals: PFAS detection, fate, and transport in Illinois, University of Illinois System, (Organized Research/Applied Research), \$30,000

Subtotal \$215,303.84

History

Bruno, Andy R, Imaginary Anthropocene: environmental knowledge production and transfers in Siberia in the XX-XXI centuries, Russian Science Foundation, (Organized Research/Basic Research), \$13,812

Subtotal \$13,812.00

Philosophy

Warmke, Craig D, Hayek Scholars Fund, Institute for Humane Studies, (Organized Research/Applied Research), \$300

Subtotal \$300.00

Physics

Brown, Dennis E, Nuclear Resonance Time-domain Interferometry, Argonne National Laboratory, (Organized Research/Applied Research), \$28,901

Chakraborty, Dhiman, US ATLAS Operations, State University of New York at Stony Brook, (Organized Research/Applied Research), \$72,517 *also involves the Northern Illinois Center for Accelerator and Detector Development*

Chakraborty, Dhiman, US ATLAS Operations, State University of New York at Stony Brook, (Organized Research/Applied Research), \$139,115 *also involves the Northern Illinois Center for Accelerator and Detector Development*

Chakraborty, Dhiman; Adelman, Jahred, Searches for New Phenomena at the Energy Frontier, National Science Foundation/NSF, (Organized Research/Applied Research), \$350,000 *also involves the Northern Illinois Center for Accelerator and Detector Development*

Chakraborty, Dhiman, ATLAS Detector Upgrade Construction for High-Luminosity LHC, Columbia University, (Organized Research/Basic Research), \$101,597 *also involves the Northern Illinois Center for Accelerator and Detector Development*

Chattopadhyay, Swapan, Chattopadhyay Joint Appointment NIU-FNAL FY20, Fermi National Accelerator Laboratory, (Organized Research/IPA or Joint Appointment), \$147,247

Chintalapati, Prudhvi Raj Varma; Zutshi, Vishnu V, Dark Energy 2021 Project, Universities Research Association, Inc., (Organized Research/Basic Research), \$15,000

Chmaissem, Omar H, Structural Investigations of Advanced Functional Materials using Neutron and X-ray Scattering, Argonne National Laboratory, (Organized Research/Applied Research), \$43,659 *also involves the Northern Illinois Center for Accelerator and Detector Development*

Chmaissem, Omar H, Synthesis, Single Crystal Growth and Diffraction Studies of Multiferroic and Functional Oxides, Argonne National Laboratory, (Organized Research/Applied Research), \$38,714

Chmaissem, Omar H, Synthesis and characterization of superconducting pnictide materials, Argonne National Laboratory, (Organized Research/Applied Research), \$54,520

Erdelyi, Bela, Nonlinear Dynamics of Integrable Hamiltonian Systems for Novel Particle Accelerators in High Energy Physics, Department of Energy, (Organized Research/Basic Research), \$75,000 *also involves the Northern Illinois Center for Accelerator and Detector Development*

Erdelyi, Bela, Nonlinear Dynamics of Integrable Hamiltonian Systems for Novel Particle Accelerators in High Energy Physics, Department of Energy, (Organized Research/Basic Research), \$75,000 *also involves the Northern Illinois Center for Accelerator and Detector Development*

Erdelyi, Bela, High-Performance Electron Sources: Numerical Methods and Beam Dynamics at the Precision Frontier, Office of Science/Department of Energy, (Organized Research/Basic Research), \$74,000 *also involves the Northern Illinois Center for Accelerator and Detector Development*

Gatto, Corrado; Blazey, Jerry; Syphers, Michael J; Zutshi, Vishnu V, Detector R&D: 5-D dual-readout calorimetry for the Next Generation of HEP Experiments, Office of Science/Department of Energy, (Organized Research/Applied Research), \$100,000 *also involves the Northern Illinois Center for Accelerator and Detector Development*

FY 2021 Awards Detail

Gatto, Corrado; Blazey, Jerry; Syphers, Michael J; Zutshi, Vishnu V, Detector R&D: 5-D dual-readout calorimetry for the Next Generation of HEP Experiments, Office of Science/Department of Energy, (Organized Research/Applied Research), \$100,000 *also involves the Northern Illinois Center for Accelerator and Detector Development*

Glatz, Andreas, Graduate Student Support for Mr. Danylo Lykov, University of Chicago, (Organized Research/Basic Research), \$40,202

Glatz, Andreas, NIU to Argonne Joint Appointment: Dr. Andreas Glatz. FY 21, Argonne National Laboratory, (Organized Research/IPA or Joint Appointment), \$95,284

Glatz, Andreas, NIU to Argonne Joint Appointment: Dr. Andreas Glatz. FY 21, Argonne National Laboratory, (Organized Research/IPA or Joint Appointment), \$2,782

Glatz, Andreas, NIU to Argonne Joint Appointment: Dr. Andreas Glatz. FY 21, Argonne National Laboratory, (Organized Research/IPA or Joint Appointment), \$34,484

Hedin, David R; Pohlman, Nicholas; Zutshi, Vishnu V, Development of the MU2E Preliminary Design, Fermi National Accelerator Laboratory, (Organized Research/Applied Research), \$122,075 *also involves the Northern Illinois Center for Accelerator and Detector Development*

Lal, Jyotsana, Research on Ion Transport in Nanostructured Liquids Observed by x-ray Photon Correlation Spectroscopy, Argonne National Laboratory, (Organized Research/Applied Research), \$28,891

Lu, Xueying, University to Argonne Joint Appointment - Dr. Xueying Lu, Argonne National Laboratory, (Organized Research/IPA or Joint Appointment), \$75,884

Lu, Xueying, University to Argonne Joint Appointment - Dr. Xueying Lu, Argonne National Laboratory, (Organized Research/IPA or Joint Appointment), \$17,553

Martin, Stephen P, Phenomenology of Electroweak Symmetry Breaking, Supersymmetry, and the Frontiers of the Standard Model, Directorate for Mathematics and Physical Sciences/NSF, (Organized Research/Basic Research), \$180,000 *also involves the Northern Illinois Center for Accelerator and Detector Development*

Piot, Philippe; Korampally, Venumadhav R; Salehinia, Iman, High-current electron sources for superconducting radiofrequency injectors, Department of Energy, (Organized Research/Applied Research), \$60,000 *also involves the Northern Illinois Center for Accelerator and Detector Development*

Piot, Philippe, Optical Transport and Beam Manipulation for Optical Stochastic Cooling, Cornell University, (Organized Research/Basic Research), \$63,602 *also involves the Northern Illinois Center for Accelerator and Detector Development*

Piot, Philippe, Beam Dynamics Performances of a Superconducting Reentrant-Cavity Photoinjector with Applications to Free-Electron Lasers and Relativistic Ultra-fast Electron Nanoprobes, Department of Energy, (Organized Research/Applied Research), \$65,000 *also involves the Northern Illinois Center for Accelerator and Detector Development*

Piot, Philippe, Joint Appointment NIU-ANL FY 21, Argonne National Laboratory, (Organized Research/IPA or Joint Appointment), \$84,324

Piot, Philippe, Application of Machine Learning to Particle-Accelerator Control, Argonne National Laboratory, (Organized Research/Applied Research), \$38,000 *also involves the Northern Illinois Center for Accelerator and Detector Development*

Syphers, Michael J, Joint Appointment FNAL/NIU under CRADA, Fermi National Accelerator Laboratory, (Other Sponsored Activities/IPA or Joint Appointment), \$65,508 *also involves the Northern Illinois Center for Accelerator and Detector Development*

Syphers, Michael J; Piot, Philippe, Chicagoland Accelerator Science Traineeship, Illinois Institute of Technology, (Organized Research/Basic Research), \$235,000 *also involves the Northern Illinois Center for Accelerator and Detector Development*

Syphers, Michael J, Resonant Extraction at Fermilab Muon Campus (support for PhD Program - Aakaash Narayanan), Fermi National Accelerator Laboratory, (Organized Research/Applied Research), \$51,359 *also involves the Northern Illinois Center for Accelerator and Detector Development*

Van Veenendaal, Michel A, Computational X-ray Spectroscopy (Support for William Baker), Argonne National Laboratory, (Organized Research/Applied Research), \$7,683

FY 2021 Awards Detail

Xiao, Zhili, Fabrication and Characterization of Nanomagnets Samples for Creating Local Magnetic Field in Diamond Anvil Cell, Argonne National Laboratory, (Organized Research/Applied Research), \$16,951

Xiao, Zhili, Xiao Joint Appointment NIU-ANL FY 21, Argonne National Laboratory, (Organized Research/IPA or Joint Appointment), \$121,783

Xiao, Zhili, Xiao Joint Appointment NIU-ANL FY 21, Argonne National Laboratory, (Organized Research/IPA or Joint Appointment), \$117

Xiao, Zhili, Xiao Joint Appointment NIU-ANL FY 21, Argonne National Laboratory, (Organized Research/IPA or Joint Appointment), \$45,395

Zutshi, Vishnu V; Pohlman, Nicholas; Salehinia, Iman, High Luminosity (HL) LHC CMS Detector Upgrade Project Endcap Calorimeter, Fermi National Accelerator Laboratory, (Organized Research/Applied Research), \$201,694 *also involves the Northern Illinois Center for Accelerator and Detector Development*
Coutrakon, George B, see Karonis, Nicholas T (CSCI)

Subtotal \$3,068,839.67

Political Science

Thurber, Ches, Inclusive Democratization in the Aftermath of Civil Resistance, United States Institute of Peace, (Organized Research/Applied Research), \$28,020

Subtotal \$28,020.00

Psychology

Britt, Anne; Durik, Amanda, Teacher Learning to Facilitate Communication and Reasoning Through Inquiry with History and Social Science Sources, University of Michigan, (Organized Research/Basic Research), \$14,303 *also involves the Center for the Interdisciplinary Study of Language and Literacy*

Crouch, Julie L, Research and Evaluation of the Winnebago County Adult Drug Court Program, Winnebago County, (Other Sponsored Activities/Public Service), \$68,921 *Also involves the Center for the Study of Family Violence and Sexual Assault*

Demaray, Michelle; Johnson, Jesse W; Malecki, Christine E; Ogg, Julia A, Project Prevent and Address Bullying Behavior at All Tiers (PPABB), Office of Special Education and Rehabilitative Services/Department of Education, (Instructional Programs), \$250,000 *also involves the Center for the Interdisciplinary Study of Language and Literacy*

Durik, Amanda M; Britt, Anne, Collaborative Research: Developing a Generalized Storyline that Organizes the Supports for Evidence-based Modeling of Long-Term Impacts of Disturbances, Learning Partnership, (Organized Research/Basic Research), \$214,036 *also involves the Center for the Interdisciplinary Study of Language and Literacy*

Durik, Amanda M, Patron Experience Pilot (PEP) project, Cornerstones of Science, (Other Sponsored Activities/Public Service), \$36,052

Lilly, Michelle M, Saving blue lives through training on mental health, suicide, resilience, and peer support - FY 21, Illinois Criminal Justice Information Authority, (Other Sponsored Activities/Public Service), \$139,722

Ogg, Julia A; Santuzzi, Alecia M; Shelleby, Liz, Parent Engagement in the Learning of Children with ADHD, University of Ottawa, (Organized Research/Applied Research), \$18,096 *also involves the Center for the Interdisciplinary Study of Language and Literacy*

Ogg, Julia A; Santuzzi, Alecia M; Shelleby, Liz, Parent Engagement in the Learning of Children with ADHD, University of Ottawa, (Organized Research/Applied Research), \$19,584 *also involves the Center for the Interdisciplinary Study of Language and Literacy*

Pittman, Laura D; Skarbek, Matthew, Integrated Assessment Program FY21, Illinois Department of Children and Family Services, (Other Sponsored Activities/Public Service), \$6,817,267

Shelleby, Liz, Mitigating risk from macroeconomic stress on child mental health (Re-submission), National Institute of Mental Health/NIH/DHHS, (Organized Research/Applied Research), \$197,094

Skarbek, Matthew, see Crouch, Julie L (CSFVSA) X2

Subtotal \$7,775,075.65

Public Administration

Thurmaier, Kurt M, MPA Internships, Region 1 Planning Council, (Instructional Programs), \$18,585

Thurmaier, Kurt M, MPA Internships, Village of Gurnee, (Instructional Programs), \$10,815

Thurmaier, Kurt M, MPA Internships, City of Geneva, (Instructional Programs), \$16,223

Thurmaier, Kurt M, MPA Internships, Elk Grove Village, (Instructional Programs), \$16,223

Thurmaier, Kurt M, MPA Internships, Village of Glen Ellyn, (Instructional Programs), \$17,792

Thurmaier, Kurt M, MPA Internships, Intergovernmental Risk Management Agency, (Instructional Programs), \$16,223

Thurmaier, Kurt M, MPA Internships, Village of Hoffman Estates, (Instructional Programs), \$13,905

FY 2021 Awards Detail

Thurmaier, Kurt M, MPA Internships, Village of Schiller Park, (Instructional Programs), \$16,223
 Thurmaier, Kurt M, MPA Internships, Opportunity DeKalb, (Instructional Programs), \$16,223
 Thurmaier, Kurt M, MPA Internships, Village of Hinsdale, (Instructional Programs), \$5,408
 Thurmaier, Kurt M, MPA Internships, Little City Foundation, (Instructional Programs), \$8,498
Subtotal \$156,114.50

Sociology

Walther, Carol S; Hickey, Kari L, Redeploy Illinois Planning Grant Research and Analysis, Lake County, (Organized Research/Applied Research), \$13,273
Subtotal \$13,272.60
Total College of Liberal Arts and Sciences \$19,870,109.02

COLLEGE OF VISUAL AND PERFORMING ARTS

Art Museum

Burke, Josephine E, Art Museum Support, Illinois Arts Council, (Other Sponsored Activities/Public Service), \$7,800
Subtotal \$7,800.00

School of Art and Design

Bell, Sinclair, Visualizing Difference in Roman Art: Portraits of Aethiopians and the Limits of Ethnic Representation, National Gallery of Art, (Organized Research/Applied Research), \$7,000
 Bell, Sinclair, NEH Fellowship: Race and Representation in the Roman Empire: Images of Aethiopians in Imperial Visual and Material Culture, National Endowment for the Humanities/National Foundation on the Arts and Humanities, (Organized Research/Applied Research), \$60,000
Insley, Joe, see Papka, Michael E (CSCI) x2
Subtotal \$67,000.00
Total College of Visual and Performing Arts \$74,800.00

OUTREACH, ENGAGEMENT, AND REGIONAL DEVELOPMENT

Center for Govt Studies

Taylor, Sherrie J, Census 2020 Hard to Count Phase III, Region 1 Planning Council, (Other Sponsored Activities/Public Service), \$9,062
Subtotal \$9,062.00

Continuing Professional Education

Guerrero, Pettee, Susan Harwood Training Program 2020-2021: Targeted Training Program, Occupational Safety and Health Administration/Department of Labor, (Other Sponsored Activities/Public Service), \$116,644
Subtotal \$116,644.00

Ctr Child Welfare & Education

Sefiane, Yasmina, Permanency Enhancement Project FY 2021, Illinois Department of Children and Family Services, (Other Sponsored Activities/Public Service), \$153,000
 Sefiane, Yasmina, Educational Access Project FY 21, Illinois Department of Children and Family Services, (Other Sponsored Activities/Public Service), \$1,065,487
Subtotal \$1,218,487.20

Education Systems Center

Furr, Jon, Preschool Development Grant Birth to Five (PDG B-5) IDHS, Illinois Department of Human Services, (Other Sponsored Activities/Public Service), \$58,000
 Furr, Jon, PDG B-5 FY 2021, Illinois State Board of Education, (Other Sponsored Activities/Public Service), \$150,000
 Furr, Jon, PDG B-5 FY 2021, Illinois State Board of Education, (Other Sponsored Activities/Public Service), \$604,840
 Furr, Jon, ISBE - Career Exploration and Career Development Experience Pilot, Illinois State Board of Education, (Other Sponsored Activities/Other), \$50,000
Subtotal \$862,840.64

Northern Public Radio

Hoste, Staci, FY20 CARES Stabilization Grant, Corporation for Public Broadcasting, (Other Sponsored Activities/Public Service), \$75,000
 Hoste, Staci, 2021 Community Service Grant, Corporation for Public Broadcasting, (Other Sponsored Activities/Public Service), \$203,380
 Hoste, Staci, FY21 BSG-U, Illinois Arts Council, (Other Sponsored Activities/Public Service), \$8,950
 Hoste, Staci, FY21 BSG-J, Illinois Arts Council, (Other Sponsored Activities/Other), \$8,950

FY 2021 Awards Detail

Hoste, Staci, Northern Illinois Radio Information Service (NIRIS) FY21, Illinois State Library, (Other Sponsored Activities/Other), \$28,273
 Hoste, Staci, American Rescue Plan Act Stabilization Grant, Corporation for Public Broadcasting, (Other Sponsored Activities/Public Service), \$181,927
 Hoste, Staci, IACA WNIJ Operating FY22, Illinois Arts Council, (Other Sponsored Activities/Other), \$9,575
 Hoste, Staci, IACA WNIU Operating FY22, Illinois Arts Council, (Other Sponsored Activities/Other), \$9,575
Subtotal \$525,630.00

P-20 Center

Das Neves, Susana A; Clemens, Amy Jo, FY 21 Migrant Education - Regular Year, Illinois State Board of Education, (Other Sponsored Activities/Public Service), \$59,119
 Das Neves, Susana A; Das Neves, FY21 Summer Migrant Education Program, Illinois State Board of Education, (Other Sponsored Activities/Public Service), \$115,461
Subtotal \$174,580.00

Precollegiate-Upward Bound

Bohanon, Felicia R, Upward Bound Program, Office of Postsecondary Education/Department of Education, (Other Sponsored Activities/Public Service), \$564,041
 Bohanon, Felicia R, Upward Bound Program, Office of Postsecondary Education/Department of Education, (Other Sponsored Activities/Public Service), \$19,741
 Bohanon, Felicia R, Student Support Services Program - Regular, Office of Postsecondary Education/Department of Education, (Other Sponsored Activities/Student Service), \$261,888
Subtotal \$845,670.00

Report Cards

Clemens, Alan D, Illinois Interactive Report Card FY21, Illinois State Board of Education, (Other Sponsored Activities/Public Service), \$725,000
 Clemens, Alan D, Illinois Interactive Report Card FY22, Illinois State Board of Education, (Other Sponsored Activities/Public Service), \$2,565,000
Subtotal \$3,290,000.00
Total Outreach, Engagement, and Information Technologies \$7,042,913.84

OTHER UNIVERSITY UNITS

Administration & Finance

Chinniah, Sarah, Governor's Emergency Relief Funding (GEER), Illinois Board of Higher Education, (Other Sponsored Activities/Student Service), \$2,945,856
 Chinniah, Sarah; Sanan, Shyree M, ARP Institutional Award, Office of Postsecondary Education/Department of Education, (Other Sponsored Activities/Other), \$21,033,973
Subtotal \$23,979,829.00

Controller

Chinniah, Sarah; Sanan, Shyree M, CRRSAA Institutional Award, Office of Postsecondary Education/Department of Education, (Other Sponsored Activities/Other), \$16,315,819
Subtotal \$16,315,819.00

Jobs Plus

Glover, Chad R; Dosier, David A; Griffey, Joseph N, Northern Illinois University FY2021 Cooperative Work Study, Illinois Board of Higher Education, (Other Sponsored Activities/Student Service), \$44,563
Subtotal \$44,563.00

President's Office

Streb, Matthew J, NIU COVID-19 Hotline with DeKalb County Health Department, DeKalb County Health Department, (Other Sponsored Activities/Public Service), \$132,033
Subtotal \$132,033.26

Public Safety

Mitchell, Darren D, EMS Assistance 2021, Illinois Department of Public Health, (Other Sponsored Activities/Other), \$2,498
Subtotal \$2,498.00

Total Other University Units \$40,474,742.26

OTHER ACADEMIC UNITS

Executive V P and Provost

Ingram, Beth, Governor's Emergency Education Relief Fund (GEER) for Underrepresented, First Generation and High-Need Students, Illinois Board of Higher Education, (Other Sponsored Activities/Student Service), \$456,286
 Ingram, Beth; Ghayeb, Omar A, Supporting Student Success in Math, Partnership for College Completion, (Instructional Programs), \$12,000
Subtotal \$468,286.00

FY 2021 Awards Detail

Graduate School (GRAD)

Bond, Bradley G; Holthuijzen, Wieteke; Jones, Holly, GRFP Holthuijzen, Wieteke Aste, National Science Foundation/NSF, (Organized Research/Applied Research), \$46,000

Bond, Bradley G, Diversifying Higher Education Faculty in Illinois (DFI) FY2021, Illinois Board of Higher Education, (Instructional Programs), \$97,000

Bond, Bradley G; Del Valle, Antonio B; Jones, Holly, NSF GRFP Del Valle, National Science Foundation/NSF, (Organized Research/Basic Research), \$46,000

Damodaran, Purushothaman, Graduate Student Placements at Waubensee Community College, Waubensee Community College, (Instructional Programs), \$30,780 *also involves Kinesiology and Physical Education*

Damodaran, Purushothaman, Graduate Student Placements at Waubensee Community College, Waubensee Community College, (Instructional Programs), \$13,365 *also involves Kinesiology and Physical Education*

Damodaran, Purushothaman, Graduate Student Placements at Waubensee Community College, Waubensee Community College, (Instructional Programs), \$17,521 *also involves Kinesiology and Physical Education*

Damodaran, Purushothaman, Graduate Student Placements at Waubensee Community College, Waubensee Community College, (Instructional Programs), \$810 *also involves Kinesiology and Physical Education*

Subtotal \$251,476.00

Regional Technology Services

Bergeron, Lisa Kaye, Sales and Service Contract, DeKalb County Economic Development Corporation, (Other Sponsored Activities/Other), \$3,500

Bergeron, Lisa Kaye, Sales and Service Contract, Whitt Law, LLC, (Other Sponsored Activities/Other), \$2,500

Bergeron, Lisa Kaye, Sales and Service Contract, Springfield Sangamon Growth Alliance, (Other Sponsored Activities/Other), \$1,600

Subtotal \$7,600.00

University Libraries

Phan, Hao N, LuceSEA with CORMOSEA/UM, Ohio University, (Other Sponsored Activities/Other), \$165,385 *also involves the Center for Southeast Asian Studies*

Phan, Hao N, LuceSEA with CORMOSEA/UM, Ohio University, (Other Sponsored Activities/Other), \$132,110 *also involves the Center for Southeast Asian Studies*

Subtotal \$297,495.00

VP Research and Innovation Partnerships

Blazey, Jerry, IMEC Five Year Master Agreement, Illinois Manufacturing Excellence Center, (Organized Research/Applied Research), \$1,475,014

Subtotal \$1,475,014.00

Total Other Academic Units \$2,499,871.09

FISCAL YEAR TOTAL \$79,704,025.91



Submissions



FY 2021 Proposals Quick Facts...

Proposals – Value of Proposals by Activity Type

Research

| | | | |
|---------------------------|---------------------|------------------|--------------------|
| Applied/Basic Research: | \$52,080,408 | Average Request: | \$210,852 |
| IPA or Joint Appointment: | \$1,000,874 | Average Request: | \$71,491 |
| Research Training: | \$2,429,884 | Average Request: | \$1,214,942 |
| Testing/Evaluation: | \$413,385 | Average Request: | \$413,385 |
| Total Research: | \$56,094,451 | | |

Instruction

| | | | |
|---------------------------|--------------------|------------------|------------------|
| Instructional Programs: | \$8,892,312 | Average Request: | \$468,016 |
| Total Instruction: | \$8,892,312 | | |

Other Sponsored Activities

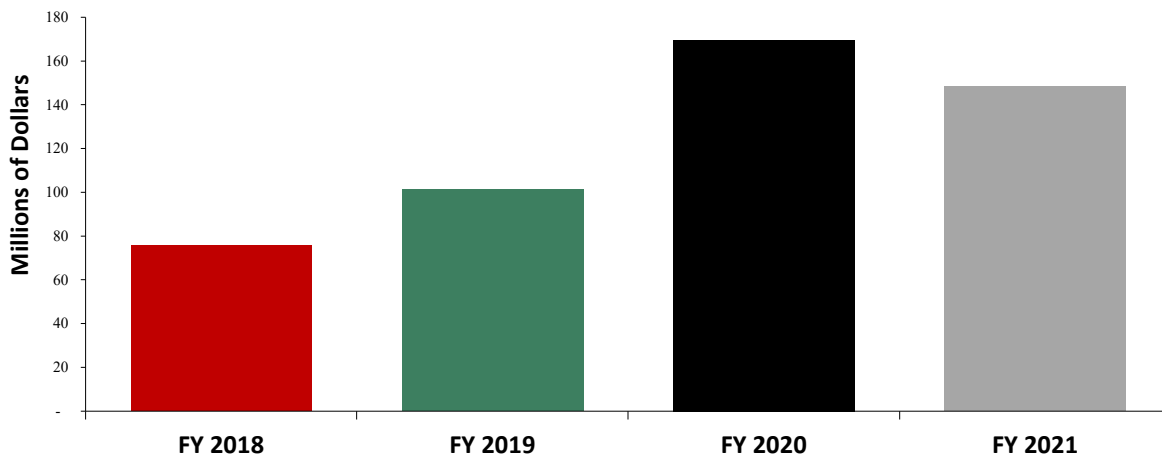
| | | | |
|--|---------------------|------------------|--------------------|
| Public Service: | \$46,135,371 | Average Request: | \$732,307 |
| Conference: | \$39,650 | Average Request: | \$19,825 |
| Student Service: | \$4,551,913 | Average Request: | \$910,383 |
| Testing/Evaluation: | \$288,507 | Average Request: | \$144,254 |
| Other: | \$32,396,889 | Average Request: | \$1,117,134 |
| Total Other Sponsored Activities: | \$83,412,330 | | |

Total Value of All Proposals: **\$148,399,093**

Number of Submissions: **391**

Number of faculty/staff serving as Principal Investigator on proposals: **180**

AMOUNTS OF PROPOSALS

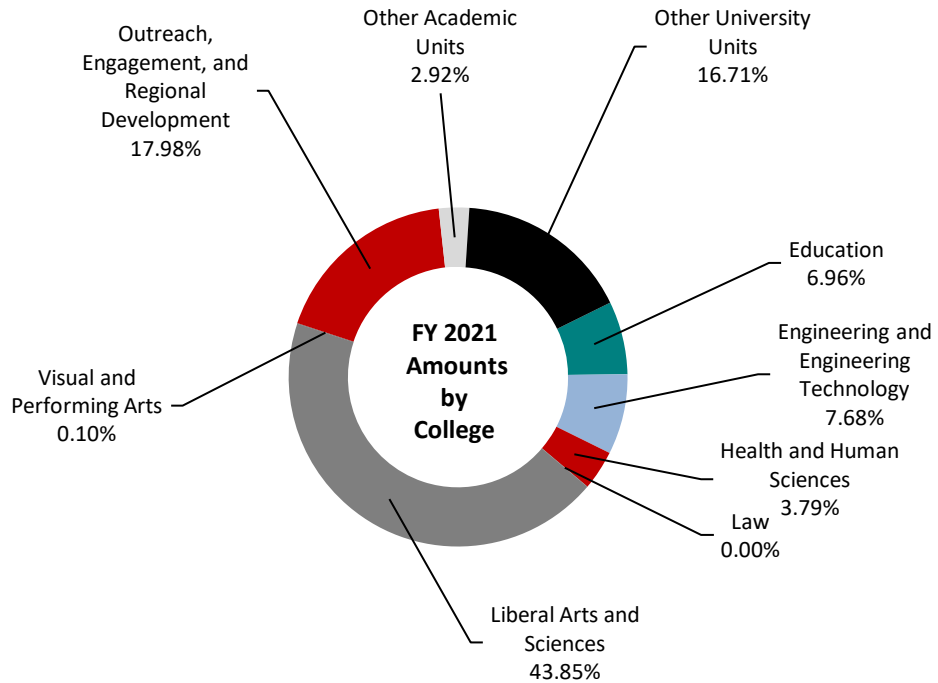


| COLLEGE/UNIT | FY 2018 | FY 2019 | FY 2020 | FY 2021 |
|--|-------------------|--------------------|--------------------|----------------------|
| Business | 295,684 | 108,348 | | |
| Education | 3,578,934 | 3,293,855 | 4,925,576 | \$10,330,131 |
| Engineering and Engineering Technology | 9,303,809 | 5,278,553 | 12,636,155 | \$11,402,483 |
| Health and Human Sciences | 4,491,581 | 5,656,560 | 15,278,834 | \$5,629,585 |
| Law | 255,686 | | | \$6,500 |
| Liberal Arts and Sciences | 50,318,781 | 50,183,406 | 77,292,422 | \$65,069,688 |
| Visual and Performing Arts | 662,166 | 1,881,113 | 202,383 | \$148,819 |
| Outreach, Engagement, and Regional Development | 2,833,268 | 14,742,658 | 15,426,408 | \$26,679,948 |
| Other Academic Units | 3,496,364 | 20,132,975 | 3,291,709 | \$4,338,786 |
| Other University Units | 308,161 | | 40,598,712 | \$24,793,153 |
| Total | 75,544,434 | 101,277,468 | 169,652,199 | \$148,399,093 |

FY 2021 Number and Amounts of Proposals

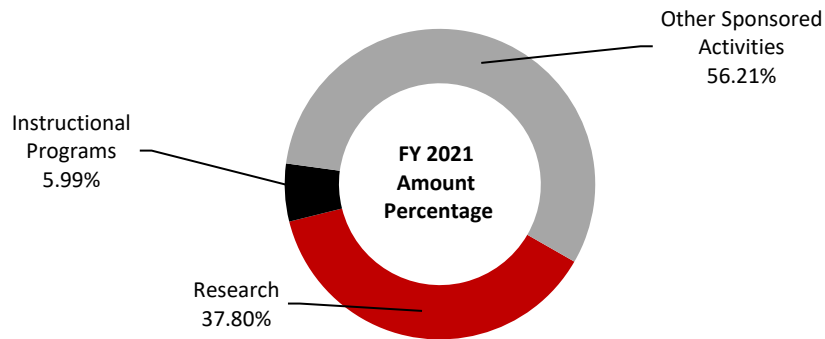
| COLLEGE/UNIT | # of Proposals | Total Amount | Number Percentage | Amount Percentage |
|--|----------------|--------------------|-------------------|-------------------|
| Business | | - | 0.00% | 0.00% |
| Education | 28 | 10,330,131 | 7.16% | 6.96% |
| Engineering and Engineering Technology | 64 | 11,402,483 | 16.37% | 7.68% |
| Health and Human Sciences | 47 | 5,629,585 | 12.02% | 3.79% |
| Law | 1 | 6,500 | 0.26% | 0.00% |
| Liberal Arts and Sciences | 177 | 65,069,688 | 45.27% | 43.85% |
| Visual and Performing Arts | 7 | 148,819 | 1.79% | 0.10% |
| Outreach, Engagement, and Regional Development | 40 | 26,679,948 | 10.23% | 17.98% |
| Other Academic Units | 19 | 4,338,786 | 4.86% | 2.92% |
| Other University Units | 8 | 24,793,153 | 2.05% | 16.71% |
| Total | 391 | 148,399,093 | 100.00% | 100.00% |

Proposals by College/Unit



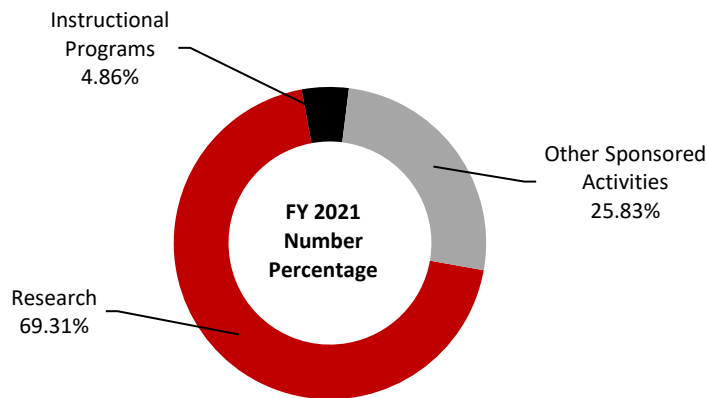
| COLLEGE/UNIT | FY 2021 |
|--|--------------------|
| Education | 10,330,131 |
| Engineering and Engineering Technology | 11,402,483 |
| Health and Human Sciences | 5,629,585 |
| Law | 6,500 |
| Liberal Arts and Sciences | 65,069,688 |
| Visual and Performing Arts | 148,819 |
| Outreach, Engagement, and Regional Development | 26,679,948 |
| Other Academic Units | 4,338,786 |
| Other University Units | 24,793,153 |
| Total | 148,399,093 |

Proposals by Purpose

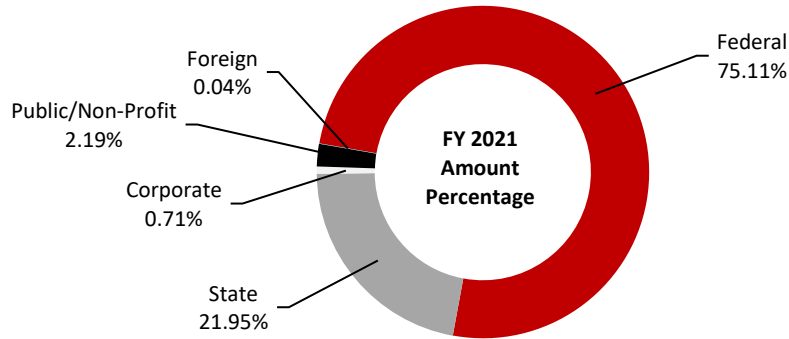


| PURPOSE OF REQUEST | FY 2018 | FY 2019 | FY 2020 | FY 2021 |
|----------------------------|-------------------|--------------------|--------------------|--------------------|
| Research | 50,625,409 | 42,222,303 | 78,934,527 | 56,094,451 |
| Instructional Programs | 4,068,519 | 5,726,182 | 10,397,696 | 8,892,312 |
| Other Sponsored Activities | 20,850,506 | 53,328,983 | 80,319,976 | 83,412,330 |
| Total | 75,544,434 | 101,277,468 | 169,652,199 | 148,399,093 |

| PURPOSE OF REQUEST | FY 2018 | FY 2019 | FY 2020 | FY 2021 |
|----------------------------|------------|------------|------------|------------|
| Research | 262 | 219 | 279 | 271 |
| Instructional Programs | 26 | 23 | 19 | 19 |
| Other Sponsored Activities | 56 | 81 | 85 | 101 |
| Total | 344 | 323 | 383 | 391 |

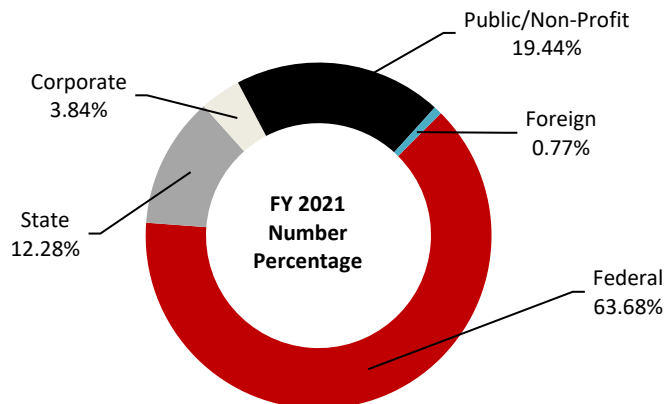


Proposals by Source



| SOURCE OF REQUEST | FY 2018 | FY 2019 | FY 2020 | FY 2021 |
|-------------------|-------------------|--------------------|--------------------|--------------------|
| Federal | 59,812,359 | 57,056,294 | 125,166,227 | 111,468,262 |
| State | 9,575,141 | 37,884,288 | 39,510,143 | 32,571,524 |
| Corporate | 1,252,059 | 746,592 | 903,484 | 1,055,244 |
| Public/Non-Profit | 4,774,417 | 5,527,825 | 4,051,611 | 3,251,046 |
| Foreign | 130,458 | 62,469 | 20,734 | 53,017 |
| Total | 75,544,434 | 101,277,468 | 169,652,199 | 148,399,093 |

| SOURCE OF REQUEST | FY 2018 | FY 2019 | FY 2020 | FY 2021 |
|-------------------|------------|------------|------------|------------|
| Federal | 209 | 193 | 253 | 249 |
| State | 22 | 34 | 52 | 48 |
| Corporate | 25 | 16 | 16 | 15 |
| Public/Non-Profit | 82 | 75 | 60 | 76 |
| Foreign | 6 | 5 | 2 | 3 |
| Total | 344 | 323 | 383 | 391 |



Comparison of FY 2020 and FY 2021 Amounts Submitted by Academic and Other Administrative Units

| | FY 2020 | FY 2021 |
|--|-------------------|-------------------|
| COLLEGE OF BUSINESS | | |
| Accountancy | | |
| Finance | | |
| Total College of Business | - | - |
| COLLEGE OF EDUCATION | | |
| Counseling, Adult and Health Education | 11,497 | 779,557 |
| Cross-disciplinary Research on Engaging Advancing Technology | | 607,776 |
| Curriculum and Instruction | | 4,891,316 |
| Educational Technology, Research, and Assessment | 1,145,791 | 565,178 |
| Kinesiology and Physical Education | 852,846 | 19,365 |
| Leadership, Educational Psychology and Foundations | 70,000 | 2,038,709 |
| Morgridge Office | 999,062 | 974,519 |
| Special and Early Education | 1,846,380 | 453,711 |
| Total College of Education | 4,925,576 | 10,330,131 |
| COLLEGE OF ENGINEERING AND ENGINEERING TECHNOLOGY | | |
| Dean's Office | 1,190,783 | 521,493 |
| Electrical Engineering | 3,805,380 | 3,559,082 |
| Engineering Technology | 975,403 | 1,320,495 |
| Industrial and Systems Engineering | 1,446,672 | 2,750,035 |
| Mechanical Engineering | 5,217,917 | 3,251,378 |
| Total College of Engineering and Engineering Technology | 12,636,155 | 11,402,483 |
| COLLEGE OF HEALTH AND HUMAN SCIENCES | | |
| Dean's Office | | |
| Allied Health and Communicative Disorders | 2,195,153 | 2,037,719 |
| Child Development and Family Center | | 438,353 |
| Family, Consumer, and Nutrition Sciences | 2,554,634 | 1,322,407 |
| Nursing | 384,701 | 367,587 |
| School of Health Studies | 547,863 | 649,158 |
| School of Interdisciplinary Health Professions | 9,596,483 | 814,360 |
| Total College of Health and Human Sciences | 15,278,834 | 5,629,585 |
| COLLEGE OF LAW | | |
| Giorgi Law Clinic | | 6,500 |
| Total College of Law | - | 6,500 |

Comparison of FY 2020 and FY 2021 Amounts Submitted by Academic and Other Administrative Units

| | FY 2020 | FY 2021 |
|--|-------------------|-------------------|
| COLLEGE OF LIBERAL ARTS AND SCIENCES | | |
| Dean's Office | 298,638 | 502,974 |
| Anthropology | 5,801,811 | 830,128 |
| Biological Sciences | 3,830,232 | 1,861,540 |
| Center for Latino and Latin American Studies | 3,500 | |
| Center for Nonprofit and NGO Studies | 493,933 | |
| Center for Southeast Asian Studies | 1,368,767 | 2,251,716 |
| Center for the Study of Family Violence and Sexual Assault | 3,034,852 | 4,739,521 |
| Chemistry and Biochemistry | 7,443,903 | 10,333,504 |
| Communication | 45,726 | 316,670 |
| Computer Science | 7,188,858 | 3,152,124 |
| Economics | | |
| English | | |
| Environmental Studies | 3,300 | 25,000 |
| Foreign Languages and Literature | | 399,577 |
| Geographic and Atmospheric Sciences | 3,101,440 | 1,733,436 |
| Geology and Environmental Geosciences | 1,071,019 | 202,716 |
| History | 260,993 | 242,590 |
| Mathematical Sciences | 505,933 | 1,122,468 |
| Philosophy | 201,418 | 229,115 |
| Physics | 7,541,546 | 12,202,855 |
| Political Science | 10,000 | 28,020 |
| Psychology | 34,547,789 | 24,595,045 |
| Public Administration | | 287,415 |
| Sociology | 280,620 | 13,273 |
| Statistics | 258,144 | |
| Total College of Liberal Arts and Sciences | 77,292,422 | 65,069,688 |
| COLLEGE OF VISUAL AND PERFORMING ARTS | | |
| Art and Design | 66,500 | 83,456 |
| Art Museum | | 42,363 |
| Music | 57,568 | |
| Theatre and Dance | 78,315 | 23,000 |
| Total College of Visual and Performing Arts | 202,383 | 148,819 |

Comparison of FY 2020 and FY 2021 Amounts Submitted by Academic and Other Administrative Units

| | FY 2020 | FY 2021 |
|--|--------------------|--------------------|
| OUTREACH, ENGAGEMENT AND REGIONAL DEVELOPMENT | | |
| Center for Child Welfare and Education | 5,097,601 | 3,222,696 |
| Center for Governmental Studies | 471,972 | 7,500 |
| Center for P-20 Engagement | 3,677,413 | 15,243,835 |
| Continuing Professional Education | 99,431 | 116,644 |
| Education System Center | 157,250 | 962,838 |
| Illinois Council on Economic Education | 35,000 | |
| Northern Public Radio | 342,261 | 478,903 |
| Precollegiate Programs-Upward Bound | 3,795,480 | 3,357,532 |
| Report Cards | 1,750,000 | 3,290,000 |
| Total Outreach, Engagement and Regional Development | 15,426,408 | 26,679,948 |
| OTHER ACADEMIC UNITS | | |
| Career Services | | 50,000 |
| Center for Black Studies | | 99,878 |
| Center for Burma Studies | 243,201 | 59,999 |
| Division of Research and Innovation Partnerships | 1,638,423 | 2,214,248 |
| Executive V P and Provost | | 1,268,286 |
| Graduate School | 135,289 | 297,476 |
| Office of Student Engagement | 69,128 | |
| International Student and Faculty Office | 77,487 | |
| International Training Office | 83,033 | |
| University Libraries | 1,045,148 | 348,900 |
| Total Other Academic Units | 3,291,709 | 4,338,786 |
| OTHER UNIVERSITY UNITS | | |
| Administration & Finance | 7,412,590 | 24,529,722 |
| Controller | 7,412,589 | |
| Jobs Plus | 45,234 | |
| Student Engagement | 402,670 | 128,900 |
| Presidents Office | | 132,033 |
| Public Safety | 4,240 | 2,498 |
| Regional Technology Services | 25,124,765 | |
| Student Affairs | 196,624 | |
| Total Other University Units | 40,598,712 | 24,793,153 |
| Total | 169,652,199 | 148,399,093 |

Recognition



Presidential Research, Scholarship and Artistry Professors

Presidential Research, Scholarship and Artistry Professorships, formerly known as the Presidential Research Professorship, is NIU's top recognition for outstanding research or artistry. SPA extends congratulations to all past and current Presidential Research, Scholarship and Artistry Professors.

2021-2025

Walker Ashley, Department of Geographic and Atmospheric Sciences

David Gunkel, Department of Communication

2020-2024

Michael Barnes, School of Art and Design

Michael E. Papka, Department of Computer Science

2019-2023

Jeffrey Einboden, Department of English

Tao Xu, Department of Chemistry

2018-2022

Liam Teague, School of Music

Vishnu Zutshi, Department of Physics

2017-2021

Michelle Demaray, Department of Psychology

Douglas Klumpp, Department of Chemistry and Biochemistry

2016-2020

Swapn Chattopadhyay, Department of Physics

Omar Chmaissem, Department of Physics

2015-2019

Sanjib Basu, Division of Statistics

Anne Britt, Department of Psychology

Aaron Fogleman, Department of History

2014-2018

Giovanni Bennardo, Department of Anthropology

Ana Calvo-Byrd, Department of Biological Sciences

Nancy M. Wingfield, Department of History

2013-2017

Elizabeth Gaillard, Department of Biological Sciences

Wei Luo, Department of Geography

Philippe Piot, Department of Physics

2012-2016

Joseph Magliano, Department of Psychology

2011-2015

Dhiman Chakraborty, Department of Physics

Richard King, Department of Biological Sciences

<https://www.niu.edu/president/professorships/research/past-recipients.shtml>

Research and Artistry Recipients

Research and Artistry Awards are provided by the Division of Research and Innovation Partnerships to enhance extramural funding, develop new projects through preliminary data collection, foster interdisciplinary research, and support research and artistic activities for NIU faculty. SPA extends congratulations to the recipients of the Research and Artistry awards.

| | |
|---|------------------------------------|
| Natalie Andzik | Special and Early Education |
| Dana Bardolph | Anthropology |
| Bobby Broom | School of Music |
| Melissa Clucas Walter | Family & Consumer Sciences |
| Hasan Ferdowski | Electrical Engineering |
| Chris Hill/Emerson Sebastiao | Kinesiology and Physical Education |
| Anna Klis | Economics |
| Jennifer Koop | Biological Sciences |
| Tao Li | Chemistry and Biochemistry |
| Marc Macaranas | Theatre & Dance |
| Andrew Mamo | College of Law |
| Randy McCarthy | Psychology |
| Tim Michaelis | Management |
| Henna Muzaffar | School of Health Studies |
| Irina Nesterova | Chemistry and Biochemistry |
| Karla Padron | Communication |
| DeeAnna Phares | University Libraries |
| Pallavi Singh | Biological Sciences |
| Maoyuan Sun | Computer Science |
| Jifu Tan | Mechanical Engineering |
| Sahar Vahabzadeh | Mechanical Engineering |
| Laura Vilardell | Foreign Language & Literature |
| Craig Warmke | Philosophy |
| Tyler Wood/Nicholas Grahovec/ Chris Hill/Emerson Sebastiao | Kinesiology and Physical Education |

Great Journeys Recipients

SPA extends congratulations to the Great Journeys Recipients selected in FY 2021.

| | |
|--|-------------------------------------|
| Megan Brown | Geology & Environmental Geosciences |
| George Coutrakon | Physics |
| Damian Fernandez | History |
| Angela Grippio | Psychology |
| Jaejin Hwang | Industrial & Systems Engineering |
| Jennifer Jacobs/Zachary Wahl-Alexander | Kinesiology & Physical Education |
| Randy McCarthy | Psychology |
| Julia Ogg | Psychology |
| Holly Orcutt | Psychology |
| Nicholas Pohlman | Mechanical Engineering |
| Leila Porter | Anthropology |
| Christopher Scanlon | Music |
| Shupeí Yuan | Communications |

Issued Patents

Dejongh, Don F.; Dejongh, Ethan A.; **Duffin, Kirk; Karonis, Nicholas**; Ordonez, Caesar; **Winans, John**, Department of Computer Science - *Processing pipeline for prompt particle image reconstruction* (US Pat. 10,918,350)

- This invention was made with government support from the National Cancer Institute of the National Institutes of Health under Award Number R43CA203499.

Hagen, Timothy J.; Thompson, Michael; Troxell, Jeremy R.; Hartnett, Brian E., Department of Chemistry and Biochemistry - *Oxadiazole and phenol derivatives as antibacterial and/or herbicidal agents* (US Pat. 11,026,426)

- This invention was made with government support from the National Institutes of Health under award number NIH R15A113653

Hofstetter, Oliver D., Mlakar, Andrei; Roux, Claude, Spindler, Xanthe; Lennard, Chris, Department of Chemistry and Biochemistry - *Fingermark lifting and visualization device and methods of use thereof* (US Pat. 10,866,188)

Horn, James R., Department of Chemistry and Biochemistry - *Library-based methods and compositions for introducing molecular switch functionality into protein affinity reagents* (US Pat. 10,927,368)

- This invention was made with government support from the National Science Foundation under award number MCB-0953323

Hosmane, Narayan S.; Chakrabarti, Amartya; Peter, Shena M., Department of Chemistry and Biochemistry - *Boron Nitride and Method of Producing Boron Nitride* (US Pat. 10,892,094)

***Current faculty members are in bold**

Report Notes



Report Notes and Definitions

Annual Report Reporting Period

The **fiscal year (FY)** for NIU is July 1 to June 30. This report includes data for all awards and proposals processed through SPA during the FY 2021 period. An award is considered processed by SPA when it has been reviewed, signed (if necessary), assigned a grant account number, and a SPA notice of award has been sent to the Principal Investigator(s). A proposal is considered processed through SPA after the institutional review and sign off process is complete and the proposal has been submitted to the funding agency.

Definition of Award

An **award** is a funded project for which NIU has received an official notice of award or executed contract from a sponsor requiring the university to undertake a particular activity and for which a deliverable is expected. Awards that provide full funding in the first year of a multi-year project are included in the fiscal year the award was made. Award dollars received from sponsors that provide funding for specific budget periods within a multi-year project (i.e. incremental awards) are included in the fiscal year for which funding is received. Consequently, funding can fluctuate for a department or college depending on how a project is funded. Direct year by year comparisons should always be made with caution.

Definition of Proposal

A **proposal** is a request for external funding support for a particular activity that is routed through SPA. There is no correlation between the proposals and awards in this report.

Intellectual Credit

For projects that have multiple Principal Investigators and Co-Principal Investigators, the total award is allocated to the lead or contact Principal Investigator (PI) and his/her respective home academic unit or center. All other Principal Investigator's and Co-Principal Investigator's participation is indicated with a notation under their home academic unit or center to see the lead or contact Principal Investigator's entry for complete award details.

Research Center Credit

Involvement of a research center or interdisciplinary unit is noted in the individual award sections for each activity type.

Sponsor Types

SPA recognizes five categories of sponsors: federal, state, corporate, public/nonprofit, and foreign. Federal sponsors for proposals and awards include direct federal funding as well as pass-through funding for which U.S. federal dollars come to NIU through a non-federal entity (e.g. state agency or other university). Public/nonprofit sponsors include non-Illinois institutions of higher education, municipalities, civic organizations, as well as non-profit and non-governmental organizations.

Research

Research and development include both basic and applied research activities undertaken in order to increase knowledge – including knowledge of humankind, culture, and society.

Basic Research: Experimental or theoretical work undertaken primarily to acquire new knowledge of the underlying foundations of phenomena or observable facts without any participation or application in mind.

Applied Research: Original investigation undertaken in order to acquire new knowledge to meet a specific, recognized need and to solve practical real-world problems.

Instruction

Instruction defines teaching and training activities of the institution that are intended to elicit some measure of “educational change” in a learner or in a group of learners. Instruction includes all teaching and training activities, whether offered for credit(s) towards a degree or certificate, on a non-credit basis, or through regular academic departments or separate divisions, such as a summer school division or an extension division.

Other Sponsored Activities

These programs include public service programs that bring the various resources and capabilities of NIU to the community to respond to a local need. Other types of sponsored activities include student support programs, testing and evaluation activities that do not meet the definition of research, joint appointment agreements, and some workshop and travel grants.

Sponsored Programs Administration

Annual Report 2021

DeKalb, Illinois 60115

Production: Julie Miller, eRA Data Coordinator, RIPS

Northern Illinois University is an equal opportunity institution and does not discriminate on the basis of race, color, religion, sex, age, marital status, national origin, disability, status based on the Victims' Economic Security and Safety Act (VESSA) or status as a disabled or Vietnam-era veteran. Further, the Constitution and Bylaws of Northern Illinois University provides for equal treatment regardless of political views or affiliation, and sexual orientation. Inquiries concerning application of Title IX, Section 504, and other statutes and regulations may be referred to the Affirmative Action and Diversity Resources Center, 1515 W. Lincoln Highway, DeKalb, IL 60115, telephone 815-753-1118.



Northern Illinois
University