

Sponsored Programs Administration Annual Report 2019



Northern Illinois
University

Table of Contents

Introduction	3
Awards	4
FY 2019 Funding Quick Facts	5
FY 2019 Awarded Projects	6
Amounts and Number of Awards by Purpose	7
Amounts and Number of Awards by Sponsor.....	8
Awards by College/Unit	9
Comparison of FY 2018 and FY 2019	10-12
Amounts Awarded by Purpose	13-15
Amounts Awarded by Sponsor	16-18
Amounts Awarded with Federal Funds.....	19-21
Amounts Awarded with State Funds	22
Amounts Awarded with Corporate Funds	23-26
Amounts Awarded with Public/Non Profit Funds.....	27-31
Amounts Awarded with Foreign Funds.....	32
Research	33
Research Awards by Purpose.....	34
Research Awards by College and Sponsor	35
Research Awards by Department	36-38
Instruction	39
Instruction Awards by College and Sponsor	40
Instruction Awards by Department	41-42
Other Sponsored Activities	43
Other Sponsored Activities Awards by Purpose	44
Other Sponsored Activities Awards by College and Sponsor.....	45
Other Sponsored Activities Awards by Department	46-47
FY 2019 Awards Detail	48-60
Submissions	61
FY 2019 Proposals Quick Facts.....	62
Amounts of Proposals.....	63
Proposals by College/Unit.....	64
Proposals by Purpose.....	65
Proposals by Source.....	66
Comparison of FY 2018 and FY 2019 Amounts.....	67-69
Recognition	70
Presidential Research, Scholarship and Artistry Professors.....	71
Research and Artistry Recipients	72
Great Journeys Recipients	73
Issued Patents.....	74
Individual Research Donations and Financial Aid	75-76
Report Notes	77
Report Notes and Definitions	78-79



Introduction

Greetings,

Sponsored Programs Administration (SPA) is pleased to release the FY19 Annual Report that shows continued growth in external funding with faculty and staff securing 231 awards that total just over \$35 million. This amount represents an increase of 17% over last year's funding level and is the second highest level of sponsored funding in a decade (when adjusted for Federal Stimulus funding and congressional directed awards).

NIU's outstanding faculty and staff carry out innovative work that benefits our region, nation, and world while training the next generation of problem solvers. Consistent with NIU's portfolio of grant awards, the Federal government and State of Illinois continue to be dominant funders of our sponsored activities. While Federal funding for research remained strong, State of Illinois grant and contract funding increased almost 50% over last year.

External funding provides resources that are necessary for the university to realize its vision to transform the world through research, artistry, teaching and engagement. In support of the university's goals, SPA continues to seek ways to provide the highest level of support possible to faculty and staff. We were able to welcome new staff to our Pre and Post Award offices this past year, and we look forward to working with campus units to modernize systems to reduce burden and give faculty and staff more time to do cutting edge work.

We extend our congratulations to those who secured external funding this year and appreciate the efforts of all NIU faculty and staff who submitted funding proposals. We look forward to another successful year.

Sponsored Programs Administration

Awards



FY 2019 Funding Quick Facts...

Awards – Funding by Activity Type

Research

Applied/Basic Research:	\$12,395,966.69	Average Award:	\$108,736.55
IPA or Joint Appointment:	\$426,341.84	Average Award:	\$106,585.21
Research Training:	\$236,343.00	Average Award:	\$78,781.00
Total Research:	\$13,058,650.53		

Instructional Programs

Instructional Programs:	\$4,171,729.18	Average Award:	\$69,529.82
Total Instructional Programs:	\$4,171,729.18		

Other Sponsored Activities

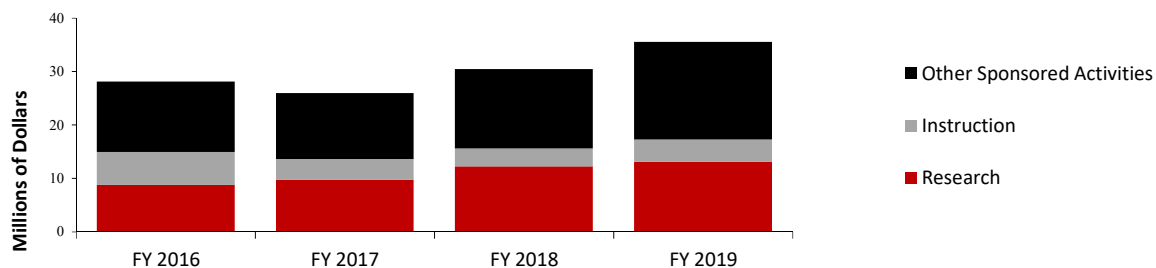
Conference:	\$72,529.00	Average Award:	\$36,264.50
IPA or Joint Appointment:	\$263,417.08	Average Award:	\$131,708.54
Other:	\$1,164,488.79	Average Award:	\$194,081.47
Public Service:	\$15,788,239.60	Average Award:	\$426,709.18
Student Service:	\$1,000,000.00	Average Award:	\$1,000,000.00
Testing/Evaluation:	\$40,000.00	Average Award:	\$20,000.00
Total Other Sponsored Activities:	\$18,328,674.47		

Total Overall Funding: **\$35,559,054.18**

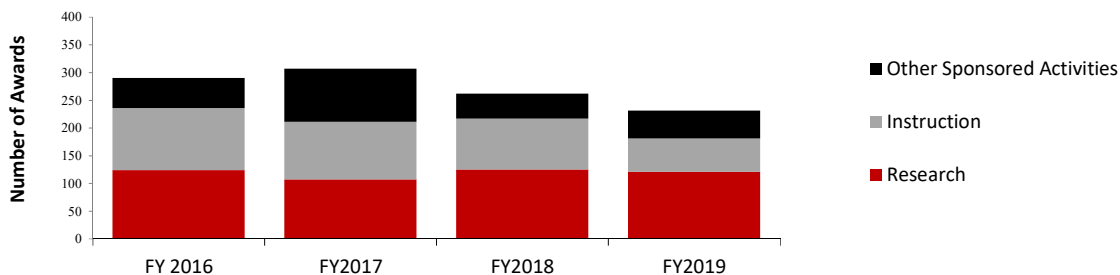
Number of Awards: **231**

Number of faculty/staff serving as Principal Investigator on awarded projects: **111**

FY 2019 Awarded Projects

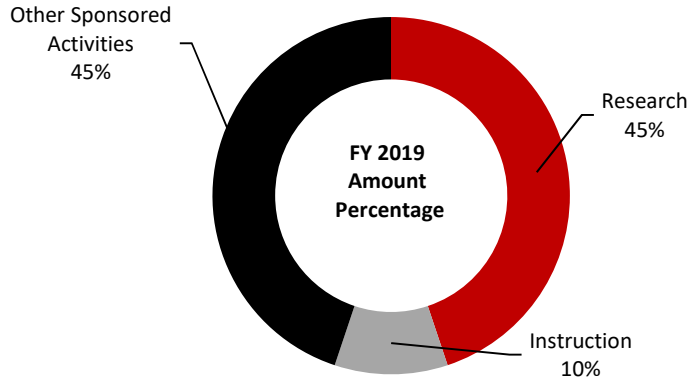


PURPOSE OF FUNDING	FY 2016	FY 2017	FY 2018	FY 2019
Research	8,775,544.00	9,702,234.00	12,212,654.00	13,058,650.53
Instruction	6,122,558.00	3,904,453.00	3,376,504.00	4,171,729.18
Other Sponsored Activities	13,199,520.00	12,348,403.00	14,849,634.00	18,328,674.47
Total	28,097,622.00	25,955,090.00	30,438,792.00	35,559,054.18

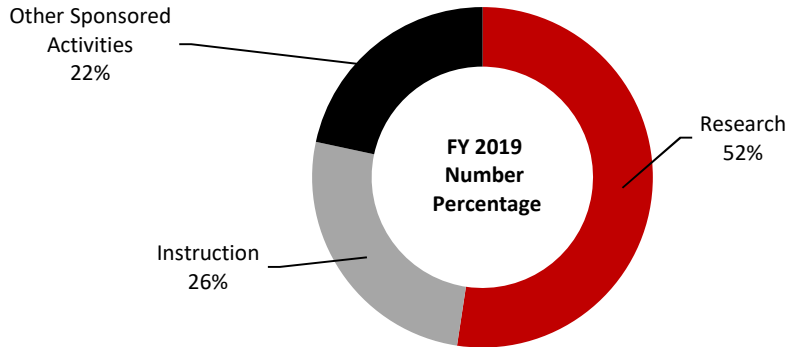


PURPOSE OF FUNDING	FY 2016	FY2017	FY2018	FY2019
Research	124	107	125	121
Instruction	112	104	92	60
Other Sponsored Activities	54	96	45	50
Total	290	307	262	231

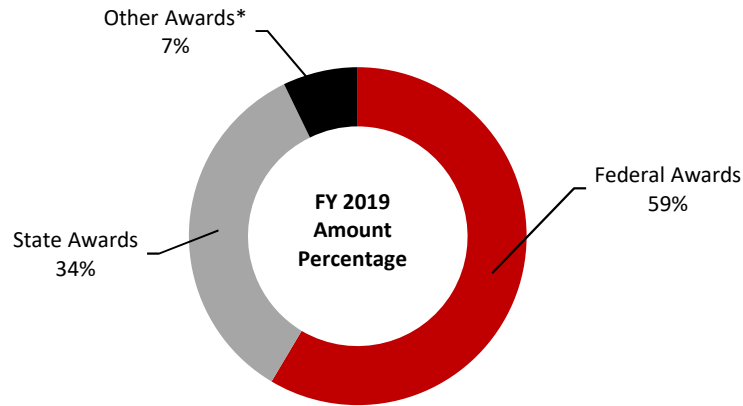
Amounts and Numbers of Awards by Purpose



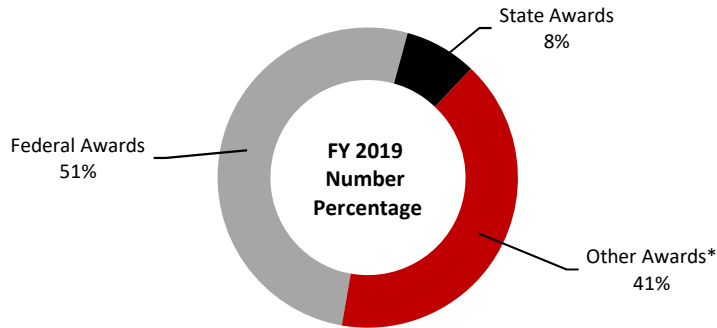
PURPOSE OF FUNDING	Amounts of Awards	Numbers of Awards
Research	13,058,651	121
Instruction	4,171,729	60
Other Sponsored Activities	18,328,674	50
Total	35,559,054	231



Amounts and Numbers of Awards by Sponsor

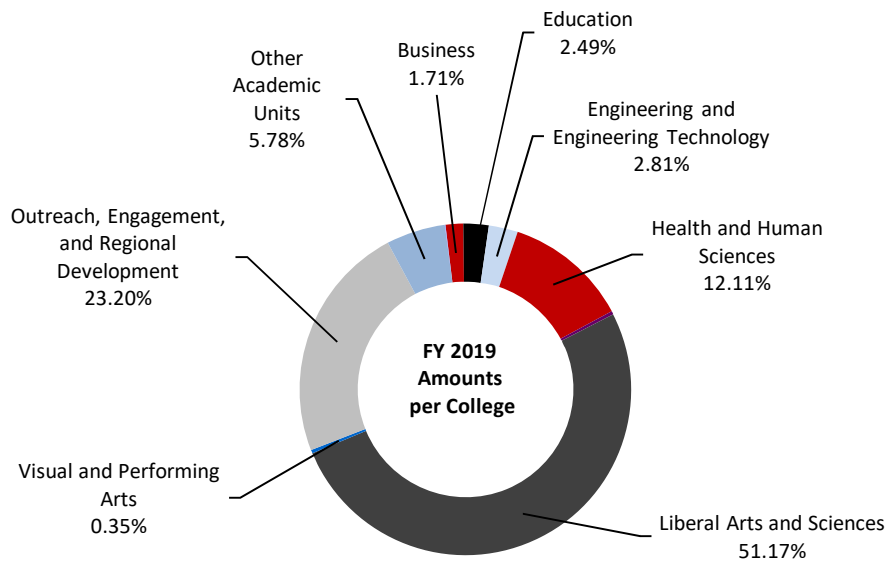


SOURCE OF FUNDING	Amounts of Awards	Numbers of Awards
Federal Awards	20,805,473.57	119
State Awards	12,198,078.61	18
Corporate Awards	1,266,597.23	45
Public/Non-Profit	1,230,980.95	47
Foreign	57,923.82	2
Total	35,559,054.18	231



*Other Awards - (Corporate, Public/Non-Profit, and Foreign)

Awards by College/Unit



COLLEGE/UNIT	FY 2016	FY 2017	FY 2018	FY 2019
Business	1,337,433	1,280,000	1,205,684	608,926.33
Education	1,651,836	1,256,519	1,436,900	885,166.74
Engineering and Engineering Technology	1,270,012	1,040,649	1,069,004	1,000,562.99
Health and Human Sciences	710,995	1,061,556	985,147	4,306,545.40
Law	509,050			124,842.84
Liberal Arts and Sciences	11,383,805	14,958,920	16,050,245	18,193,992.69
Outreach, Engagement, and Regional Development	8,663,927	3,458,615	7,105,531	8,251,168.99
Visual and Performing Arts	8,000	73,670	135,859	125,293.00
Other Academic Units	2,526,037	2,815,161	2,449,422	2,053,585.42
Other University Units	36,527	10,000	1,000	8,969.78
Total	28,097,622	25,955,090	30,438,792	35,559,054.18

Comparison of FY 2018 and FY 2019 Amounts Awarded by Academic and Other Administrative Units

	FY 2018	FY 2019
COLLEGE OF BUSINESS		
Accountancy		5,900.00
Finance	295,684.00	
Dean's Office	910,000.00	603,026.33
Total College of Business	1,205,684.00	608,926.33
COLLEGE OF EDUCATION		
Dean's Office	100,053.00	
Counseling, Adult and Higher Education	233,975.00	129,975.00
Curriculum and Instruction		856.92
Educational Technology, Research, and Assessment		76,805.82
Kinesiology and Physical Education	50,658.00	
Leadership, Educational Psychology and Foundations	6,189.00	
Morgridge Office	436,025.00	67,529.00
Special and Early Education	610,000.00	610,000.00
Total College of Education	1,436,900.00	885,166.74
COLLEGE OF ENGINEERING AND ENGINEERING TECHNOLOGY		
Dean's Office	89,786.00	30,000.00
Electrical Engineering	118,538.00	9,195.49
Engineering Technology	371,628.00	74,733.17
Industrial and Systems Engineering	395,568.00	651,732.73
Mechanical Engineering	93,484.00	234,901.60
Total College of Engineering and Engineering Technology	1,069,004.00	1,000,562.99
COLLEGE OF HEALTH AND HUMAN SCIENCES		
Dean's Office	513,492.00	768,241.26
Allied Health and Communicative Disorders		10,000.00
Child Development and Family Center	9,313.00	12,767.97
Family and Consumer Sciences	2,949.00	616,397.00
Nursing	10,000.00	120,185.00
School of Health Studies	449,393.00	2,516,452.67
School of Interdisciplinary Health Professions		262,501.50
Total College of Health and Human Sciences	985,147.00	4,306,545.40
COLLEGE OF LAW		
Law		124,842.84
Total College of Law		124,842.84

Comparison of FY 2018 and FY 2019 Amounts Awarded by Academic and Other Administrative Units

	FY 2018	FY 2019
COLLEGE OF LIBERAL ARTS AND SCIENCES		
Anthropology	235,956.00	23,895.00
Biological Sciences	108,238.00	591,314.38
Center for Southeast Asian Studies	974,026.00	1,377,640.00
Center for the Study of Family Violence and Sexual Assault	1,124,504.00	1,500,642.46
Chemistry and Biochemistry	1,877,250.00	2,052,810.19
Communication	14,845.00	
Computer Science	557,467.00	269,955.61
Economics	28,335.00	19,330.00
Environmental Studies	112,000.00	
Geographic and Atmospheric Sciences	497,989.00	91,447.44
Geology and Environmental Geosciences	180,882.00	939,170.86
History	12,000.00	
Mathematical Sciences	7,000.00	99,143.00
Physics	2,756,830.00	3,430,207.89
Political Science	30,700.00	14,700.00
Psychology	7,285,319.00	7,479,620.83
Public Administration	160,417.00	240,198.03
Sociology	18,987.00	40,667.00
Statistics	67,500.00	23,250.00
Total College of Liberal Arts and Sciences	16,050,245.00	18,193,992.69
COLLEGE OF VISUAL AND PERFORMING ARTS		
Art and Design	127,659.00	90,093.00
Art Museum	8,200.00	10,200.00
Music		25,000.00
Total College of Visual and Performing Arts	135,859.00	125,293.00
OUTREACH, ENGAGEMENT AND REGIONAL DEVELOPMENT		
Center for Child Welfare and Education	1,197,816.00	1,464,560.00
Center for Governmental Studies	19,718.00	247,800.42
Continuing Professional Education		99,600.00
Education System Center	272,215.00	
Illinois Council on Economic Education	34,335.00	
Illinois Interactive Report Card	1,750,000.00	
P-20 Center	750,537.00	3,697,610.12
Northern Public Radio	290,331.00	28,273.00
Outreach, Engagement and Regional Development	142,938.00	
Precollegiate Programs-Upward Bound	530,376.00	626,045.00
Regional Development Institute	2,117,265.00	337,281.00
Report Cards		1,749,999.45
Total Outreach, Engagement and Regional Development	7,105,531.00	8,251,168.99

Comparison of FY 2018 and FY 2019 Amounts Awarded by Academic and Other Administrative Units

	FY 2018	FY 2019
OTHER ACADEMIC UNITS		
Center for Burma Studies		5,000.00
Division of Research and Innovation Partnerships, VP	1,873,118.00	1,576,747.00
Executive Vice President and Provost		300,000.00
Faculty Development and Instructional Design Center	1,500.00	3,750.00
Graduate School, Dean's Office	168,001.00	168,088.42
International Student and Scholar Services	77,680.00	
International Training Office	249,439.00	
Jobs Plus	71,115.00	
Office of Student Engagement	3,360.00	
University Libraries	5,209.00	
Total Other Academic Units	2,449,422.00	2,053,585.42
OTHER UNIVERSITY UNITS		
Public Safety	1,000.00	8,969.78
Total Other University Units	1,000.00	8,969.78
Total	30,438,792.00	35,559,054.18

Amounts Awarded by Purpose

	Research	Instruction	Other Sponsored Activities
COLLEGE OF BUSINESS			
Accountancy	5,900.00		
Dean's Office		603,026.33	
Total College of Business	5,900.00	603,026.33	
COLLEGE OF EDUCATION			
Counseling, Adult and Higher Education			129,975.00
Curriculum and Instruction			856.92
Educational Technology, Research, and Assessment	76,805.82		
Morgridge Office			67,529.00
Special and Early Education		610,000.00	
Total College of Education	76,805.82	610,000.00	198,360.92
COLLEGE OF ENGINEERING AND ENGINEERING TECHNOLOGY			
Dean's Office			30,000.00
Electrical Engineering	9,195.49		
Engineering Technology	74,733.17		
Industrial and Systems Engineering	355,007.73	296,725.00	
Mechanical Engineering	234,901.60		
Total College of Engineering and Engineering	673,837.99	296,725.00	30,000.00
COLLEGE OF HEALTH AND HUMAN SCIENCES			
Dean's Office	459,398.26		308,843.00
Allied Health and Communicative Disorders	10,000.00		
Child Development and Family Center			12,767.97
Family and Consumer Sciences		349,670.00	266,727.00
Nursing	10,000.00		110,185.00
School of Health Studies	2,516,452.67		
School of Interdisciplinary Health Professions	262,501.50		
Total College of Health and Human Sciences	3,258,352.43	349,670.00	698,522.97
COLLEGE OF LAW			
Law			124,842.84
Total College of Law			124,842.84

Amounts Awarded by Purpose

	Research	Instruction	Other Sponsored Activities
COLLEGE OF LIBERAL ARTS AND SCIENCES			
Anthropology	23,895.00		
Biological Sciences	586,314.38	5,000.00	
Center for Southeast Asian Studies			1,377,640.00
Center for the Study of Family Violence and Sexual	55,184.00		1,445,458.46
Chemistry and Biochemistry	1,052,810.19		1,000,000.00
Communication			
Computer Science	269,955.61		
Economics	19,330.00		
Environmental Studies			
Geographic and Atmospheric Sciences	41,131.44	10,316.00	40,000.00
Geology and Environmental Geosciences	939,170.86		
History			
Mathematical Sciences	99,143.00		
Physics	3,166,790.81		263,417.08
Political Science	14,700.00		
Psychology	657,541.00	259,474.40	6,562,605.43
Public Administration		240,198.03	
Sociology	40,667.00		
Statistics	23,250.00		
Total College of Liberal Arts and Sciences	6,989,883.29	514,988.43	10,689,120.97
COLLEGE OF VISUAL AND PERFORMING ARTS			
Art and Design	90,093.00		
Art Museum			10,200.00
Music			25,000.00
Total College of Visual and Performing Arts	90,093.00		35,200.00
OUTREACH, ENGAGEMENT, AND REGIONAL DEVELOPMENT			
Center for Child Welfare and Education			1,464,560.00
Center for Governmental Studies			247,800.42
Continuing Professional Education			99,600.00
Northern Public Radio			28,273.00
P-20 Center		1,675,231.00	2,022,379.12
Precollegiate-Upward Bound			626,045.00
Regional Development Institute	337,281.00		
Report Cards			1,749,999.45
Total Outreach, Engagement and Regional Development	337,281.00	1,675,231.00	6,238,656.99

Amounts Awarded by Purpose

	Research	Instruction	Other Sponsored Activities
OTHER ACADEMIC UNITS			
Center for Burma Studies			5,000.00
Division of Research and Innovation Partnerships	1,576,747.00		
Faculty Development	3,750.00		
Executive Vice President and Provost			300,000.00
Graduate School, Dean's Office	46,000.00	122,088.42	
Total Other Academic Units	1,626,497.00	122,088.42	305,000.00
OTHER UNIVERSITY UNITS			
Public Safety			8,969.78
Total Other University Units			8,969.78
Total	13,058,650.53	4,171,729.18	18,328,674.47

Amounts Awarded by Sponsor

	Federal	State	Corporate	Public/Non Profit	Foreign
COLLEGE OF BUSINESS					
Dean's Office			520,526.33	82,500.00	
Accountancy				5,900.00	
Total College of Business			520,526.33	88,400.00	
COLLEGE OF EDUCATION					
Counseling, Adult and Higher Education		29,975.00		100,000.00	
Curriculum and Instruction				856.92	
Educational Technology, Research, and Assessment		18,882.00			57,923.82
Morgridge Office	67,529.00				
Special and Early Education	610,000.00				
Total College of Education	677,529.00	48,857.00		100,856.92	57,923.82
COLLEGE OF ENGINEERING AND ENGINEERING TECHNOLOGY					
Dean's Office				30,000.00	
Electrical Engineering	9,195.49				
Engineering Technology			74,733.17		
Industrial and Systems Engineering			586,732.73	65,000.00	
Mechanical Engineering	191,075.00		23,826.60	20,000.00	
Total College of Engineering and Engineering Technology	200,270.49		685,292.50	115,000.00	
COLLEGE OF HEALTH AND HUMAN SCIENCES					
Dean's Office	373,174.82	395,066.44			
Allied Health and Communicative Disorders				10,000.00	
Child Development and Family Ctr		417.79		12,350.18	
Family, Consumer, and Nutrition Sciences	266,727.00	349,670.00			
Nursing		120,185.00			
School of Health Studies		2,492,600.00		23,852.67	
School of Interdisciplinary Hlth Prf	262,501.50				
Total College of Health and Human Sciences	902,403.32	3,357,939.23		46,202.85	
COLLEGE OF LAW					
Law				124,842.84	
Total College of Law				124,842.84	

Amounts Awarded by Sponsor

	Federal	State	Corporate	Public/Non Profit	Foreign
COLLEGE OF LIBERAL ARTS AND SCIENCES					
Anthropology				23,895.00	
Biological Sciences	394,640.93		2,980.00	193,693.45	
Center for Southeast Asian Studies	1,377,640.00				
Center for the Study of Family Violence and Sexual Assault	1,073,059.00	427,583.46			
Chemistry and Biochemistry	1,942,810.19			110,000.00	
Computer Science	269,955.61				
Economics	19,330.00				
Geographic and Atmospheric Sciences			40,000.00	51,447.44	
Geology and Environmental Geosciences	939,170.86				
Mathematical Sciences	99,143.00				
Physics	3,401,907.89			28,300.00	
Political Science				14,700.00	
Psychology	919,197.93	6,495,865.50	17,798.40	46,759.00	
Public Administration				240,198.03	
Sociology	29,820.00			10,847.00	
Statistics	23,250.00				
Total College of Liberal Arts and Sciences	10,489,925.41	6,923,448.96	60,778.40	719,839.92	
COLLEGE OF VISUAL AND PERFORMING ARTS					
Art and Design	90,093.00				
Art Museum		10,200.00			
Music				25,000.00	
Total College of Visual and Performing Arts	90,093.00	10,200.00		25,000.00	
OUTREACH, ENGAGEMENT AND REGIONAL DEVELOPMENT					
Center on Child Welfare and Education		1,464,560.00			
Center for Governmental Studies		247,800.42			
Continuing Professional Education	99,600.00				
Northern Public Radio		28,273.00			
P-20 Center	3,697,610.12				
Precollegiate-Upward Bound	626,045.00				
Regional Development Institute	337,281.00				
Report Cards	1,749,999.45				
Total Outreach, Engagement and Regional Development	6,510,535.57	1,740,633.42			

Amounts Awarded by Sponsor

	Federal	State	Corporate	Public/Non Profit	Foreign
OTHER ACADEMIC UNITS					
Center for Burma Studies	5,000.00				
Faculty Development				3,750.00	
Division of Research and Innovation Partnerships, VP	1,576,747.00				
Executive Vice President and Provost	300,000.00				
Graduate School, Dean's Office	46,000.00	117,000.00		5,088.42	
Total Other Academic Units	1,927,747.00	117,000.00		8,838.42	
OTHER UNIVERSITY UNITS					
Public Safety	6,969.78			2,000.00	
Total Other University Units	6,969.78			2,000.00	
Total	20,805,473.57	12,198,078.61	1,266,597.23	1,230,980.95	57,923.82

Amounts Awarded with Federal Funds**

	FY 2016	FY 2017	FY 2018	FY 2019
Agricultural Research Service/Department of Agriculture			10,000	10,000.00
Altarum Institute		296,998	302,861	308,843.00
American Indonesian Exchange Foundation		45,550		
American Institutes for Research	4,431	48,714		
Argonne National Laboratory	893,925	640,982	880,598	1,237,953.61
Asia Foundation				5,000.00
Batelle	91,023	30,966		
Brookhaven National Laboratory	96,523	157,000		91,200.00
Calabazas Creek Research, Inc.		48,999		
City of DeKalb				29,820.00
Columbia University	179,517	11,995	35,412	66,252.86
DeKalb County Court Services	11,605			
Department of Agriculture	30,000	30,000	25,000	25,000.00
Department of Education*	2,433,641	2,029,386		
Department of Energy	424,000	519,000	391,000	447,001.00
Department of Homeland Security	388,745	378,911	385,492	
Department of Justice			628,327	
Department of State	803,032	989,018	985,805	756,640.00
Digital Promise Global				67,529.00
Directorate for Mathematics and Physical Sciences/NSF				139,878.00
Euclids Techlabs, LLC			20,000	
Fermi National Accelerator Laboratory	744,008	643,838	561,533	1,028,476.57
Global Obesity Prevention Center	29,983			
Health Resources and Services Administration/DHHS	99,830			
Hines VA Hospital	31,423			
Illinois Community College Board		44,999	120,000	64,072.05
Illinois Department of Healthcare and Family Services	1,766,920		1,695,301	
Illinois Department of Public Health			39,833	
Illinois Department of Natural Resources		65,275		71,479.00
Illinois Department of Transportation	19,027			6,969.78
Illinois Manufacturers' Association Education Fndn			272,215	
Illinois Manufacturing Extension Center	1,591,157	1,624,813	1,873,118	1,576,747.00
Illinois State Board of Education	633,434	30,568	2,409,789	5,280,626.52
Illinois State University				102,911.00
*Institute of Education Sciences/Department of Education			630,312	
Institute of International Education		70,585	77,680	
Institute of Museum and Library Services		240,423		
Kansas State University	551,199	149,918	505,605	1,017,875.00
LaSalle County Regional Office of Education	55,874			

Amounts Awarded with Federal Funds**

	FY 2016	FY 2017	FY 2018	FY 2019
Learning Partnership				202,611.00
Los Alamos National Laboratory		37,000		
Michigan State University			19,718	
NASA Goddard Institute for Space Studies				12,406.93
National Aeronautics and Space Administration				71,960.00
National Endowment for the Humanities			12,000	
National Institute of Child Health and Human Development/NIH/DHHS	428,371			
National Institute of General Medical Sciences/NIH/DHHS				237,515.00
National Institute of Standards & Technology/ Technology Administration/DOC	8,875			
National Institute on Aging/NIH/DHHS				408,171.00
National Institute on Minority Health and Health Disparities/NIH/DHHS	173,089			
National Institutes of Health/DHHS			418,295	420,529.00
National Oceanic & Atmospheric Administration			59,481	
National Science Foundation	1,604,866	2,727,053	2,746,052	3,390,487.00
Natural Resources Conservation Service/USDA	15,000			
New York University		50,268	17,531	55,184.00
New-York Historical Society		42,000		
Northwestern University	264,101	772,905	632,595	401,612.82
Occupational Safety and Health Administration/ Department of Labor				99,600.00
*Office of Postsecondary Education/Department of Education			768,036	1,513,772.00
*Office of Special Education and Rehabilitative Services/Department of Education			859,979	851,676.00
Office on Violence Against Women/Department of Justice				300,000.00
Pace Suburbun Bus				23,250.00
Polatomic, Inc.			41,000	
ProvotonVDA Inc		209,000	209,000	
RadiaBeam Technologies, LLC		49,166		
School District #204, Indian Prairie			49,786	
Southern Illinois University at Edwardsville	12,268	5,146	6,189	
State University of New York at Stony Brook			372,124	360,666.00
Substance Abuse & Mental Health Services Admin.		102,000	204,000	
Sustainable Agriculture Research and Education			1,500	
Temple University		7,942	10,461	10,702.00
U.S. Army Medical Department	4,933			
U.S. Fish & Wildlife Service/Dept of the Interior		111,002		
U.S. Securities and Exchange Commission			295,684	

Amounts Awarded with Federal Funds**

	FY 2016	FY 2017	FY 2018	FY 2019
University of Chicago	38,863	19,832	48,562	19,330.00
University of Illinois at Chicago	17,929	15,284		
University of Illinois at Chicago Occupational and Environmental Health and Safety Education and Research Center			19,939	
University of Minnesota	27,501			
University of Nevada, Las Vegas				
University of Notre Dame	12,840	12,840	3,480	
University of Washington	22,994	23,452	23,682	
Univesity of Wisconsin-Madison				24,986.50
Vietnam Education Foundation	56,580			
Virginia Commonwealth University			50,158	
Winnebago County			618,899	66,739.93
Winnebago County Regional Planning & Development		45,500		
Total	13,567,507	12,328,328	19,338,032	20,805,473.57

*Department of Education now broken out by individual offices

**Includes pass through funding

Amounts Awarded with State Funds**

	FY 2016	FY 2017	FY 2018	FY 2019
Attorney General	509,050			
Department of Children and Family Services	4,150,674	7,779,268		
Department of Public Health	361,940	372,788		
Department of Transportation	1,667,482			
Illinois Arts Council	9,520	6,800	43,860	10,200.00
Illinois Board of Higher Education			227,615	237,185.00
Illinois Community College Board			29,975	29,975.00
Illinois Criminal Justice Information Authority				35,773.00
Illinois Department of Children and Family Services			7,392,805	8,352,235.96
Illinois Department of Natural Resources				417.79
Illinois Department of Public Health			384,560	2,884,666.44
Illinois State Board of Education			113,686	597,470.42
Illinois State Library			28,273	28,273.00
Illinois State University	15,000			
Rockford Public School District #205				18,882.00
State Board of Education	3,010,181	145,196		
State Library	23,183	23,183		
University of Illinois at Chicago	32,929	25,000		
University of Illinois at Urbana-Champaign			3,000	3,000.00
Total	9,779,959	8,352,235	8,223,774	12,198,078.61

**Includes flow through funding

Amounts Awarded with Corporate Funds

	FY 2016	FY 2017	FY 2018	FY 2019
21st Century		4,850		
A.J. Antunes & Co.			27,500	
Abbott Laboratories Fund			10,000	
Abbott Nutrition	10,000			
AbbVie Inc.	41,000	63,772		
Ace Hardware	10,000			
Advantage Bearing Technologies		25,000	25,000	
Alligatortek		25,000	25,000	
American Express	75,000	25,000		
Amita Health			10,000	
Aon Hewitt			27,500	27,500.00
Arcelor Mittal	25,000			
AST Corporation	25,000			
Astellas Pharma Global Development	25,000	25,000		
AT&T	25,000	25,000		
ATI Physical Therapy	25,000	25,000		
Aurora Metals Division, LLC		6,000		
Aurora Specialty Textiles Group, Inc,		7,000	50,953	38,826.60
Auto Truck Group	25,000	25,000		
Baxter Healthcare Corporation	25,000		27,500	27,500.00
Baxter International, Inc.		25,000		
Bergstrom, Inc.	25,000			
Brenntag Great Lakes			27,500	27,500.00
Brian Bemis Automotive Group			27,500	27,500.00
Burgess-Norton Manufacturing Company		25,000	25,000	
CareerBuilder		35,000	25,000	
Career Education Corp.		10,000		
Caterpillar, Inc.	457,062			
Century Aluminum	25,000			
Chalmers St. Consulting		15,832	14,999	18,419.63
ChemNova Technologies, Inc.	20,000		20,000	
CIGNA	25,000			
CitiBank	25,000	25,000		
Clarke Mosquito Control Products, Inc.				2,980.00
Colgate-Palmolive Company	20,000			
Conduent, Inc.			25,000	
Corrosion Monitoring Services, Inc.	25,000	25,000		
Cristal Metals		10,563		
CST Storage				7,500.00
CTL Global, Inc.				63,400.00
Custom Aluminum Products				7,500.00
Daubert Chemical Company, Inc.	14,000	7,000	7,000	
Discover Financial Services	50,000	50,000		
Driv-Lok, Inc.		2,000		
Elgin Industries		55,331		
Elkay Manufacturing		25,000	25,000	
ELS Educational Services, Inc.	10,000	10,000		

Amounts Awarded with Corporate Funds

	FY 2016	FY 2017	FY 2018	FY 2019
Engineering Solutions On Site			36,464	
Epsilon Marketing				27,500.00
Equipment Depot	25,000	25,000		
Federal Signal Corporation	25,000			
Fiat Chrysler Automobile	25,000	25,000		
FONA International, Inc.	49,143			
Fresenius Medical Care	25,000	25,000		
Future Energy Systems		68,437		
Gathering Grounds Café				27,500.00
General Motors Company			39,000	
Gold Eagle		25,000	25,000	
Gri Engineering & Development, LLC	25,000	25,000		
HNTB Corporation		25,000	25,000	
HydraForce, Inc.			7,500	
Hyster Corporation		25,000		
Hyster-Yale Materials Handling			25,000	
Ideal Industries, Inc.	4,395		7,000	
Image Industries, Inc.	24,542			
Invigorate Corporation	25,000			
Ipsen, Inc.	25,000			
Ismile Technologies, LLC	25,000			
Jamco Products			30,939	20,391.00
Jewel-Osco		10,000	20,000	
Kerry Group	25,000	25,000		
Key Reversal Trading, Inc.	25,000			
Lenze Americas	25,000			
Levenfeld Pearstein, LLC		25,000	25,000	
Libsys, Inc.				27,500.00
Linde Gas	25,000	25,000		
LSVT Global, Inc.		1,500		
Marmom Group			25,000	
Mars Wrigley Confectionery				27,500.00
McKesson Corporation	25,000			
Medikmark Inc.	72,326	41,370	35,683	
Medline Industries		20,000	20,000	
MetLife, Inc.				40,000.00
Midwest Bone & Joint Institute	25,000	25,000		
Mi-Jack Products, Inc.				122,000.00
Mitsuboshi Belting Ltd.		25,000		
Mondelez International	25,000			
Monsanto			27,500	27,500.00
Motorola Solutions	25,000			7,500.00
Nalco Chemical			27,500	27,500.00
National Express LLC	25,000		66,575	27,500.00
Navistar Inc.	145,000	85,000		
Nestle Brands Company		36,869		
Nutramax Laboratories				27,500.00

Amounts Awarded with Corporate Funds

	FY 2016	FY 2017	FY 2018	FY 2019
Oracle Corporation	25,000	25,000		
OrthoIllinois		25,000	25,000	
O'Toole Associates, LLC		7,800		
Panasonic				27,500.00
Parent Petroleum	10,000	10,000	10,000	
Pearson, PLC	25,000	25,000		
Pentair, Inc.	25,000	25,000		
Plano Synergy	10,000			
Power Solutions International				102,979.10
Premier Crop Systems	15,000			
PricewaterhouseCoopers	25,000	25,000		
Private Sponsor			95,538	
Quality Fabricators, Inc.	27,139			
Rand McNally		25,000		
Restoration Tools				27,500.00
RTS Packaging LLC	25,000	25,000		
Ruth M. Rothstein CORE Center	25,000			
Salesforce			27,500	27,500.00
Scot Forge	10,000	10,000		
Sedgwick Claims Management				27,500.00
Sherwin-Williams			25,000	
Shiloh Industries, Inc.			25,000	
Sikich, LLP		4,885		
Six-Sigma	92,500	67,200	96,800	123,325.00
SKF Tools				7,500.00
Southern Wine & Spirits	25,000	25,000		
SPX Flow		14,000	14,000	15,000.00
SRS Distribution Incorporated		25,000	25,000	
Suncast Corporation		7,000		7,500.00
SureStaff Temp Services			27,500	
Susan Myket, Ph.D. & Associates	33,415		16,708	17,798.40
Symbiotic, Inc.	2,150			
Tate & Lyle	25,000	25,000		
TCF Inventory Finance	25,000			
Toczycki Law Office	25,000			
TouchPoint360			27,500	25,526.33
Trustmark Insurance		25,000	25,000	
UniCarriers Corporation			10,000	
United Airlines	25,000			
United Technologies Corporation	35,068			
Universal Health Services	25,000	25,000		
Upstaging, Inc.		7,914		
US Cellular Corp.			27,500	
UTC Aerospace Systems	25,000	50,000	25,000	
ValMatic				27,500.00
Valspar Corporation		25,000		
Vantage Leadership Consulting	10,442			

Amounts Awarded with Corporate Funds

	FY 2016	FY 2017	FY 2018	FY 2019
Vaya Group			16,708	
Vélan Solutions, LLC			25,000	
Village of Lemont	15,400		16,170	
VIP Research and Evaluation		17,050		
Volta Energy Technologies, LLC			73,064	74,733.17
Wells Lamont LLC		25,000		
Werner Co.				27,500.00
WestRock	17,924			
Wiss, Janney, Elstner Associates, Inc.	25,000	25,000		
Woodward Governor Company	7,000			
Woodward, Inc.		52,439	28,000	68,900.00
Xerox Care Integration Services		25,000		
Xerox Corporation		25,000	25,000	
XSPORT Fitness	10,000			
Xylem	7,000			
Total	2,380,506	1,813,812	1,530,601	1,266,779.23

Amounts Awarded with Public/Non-Profit Funds

	FY 2016	FY 2017	FY 2018	FY 2019
Access Group, Inc.				124,842.84
Alexian Brothers - St. Alexius Medical Center	9,835			
Alexian Brothers Medical Center	9,835			
Altrusa Club of DeKalb-Sycamore, Illinois	400		500	300.00
American Academy of Implant Dentistry				20,000.00
American Chemical Society				110,000.00
American Council of Learned Societies		70,000		
American Educational Research Association	2,500			
American Nurses Foundation	4,207			
American Planning Association		41,873		
American Psychological Association	1,000	9,212		
American Psychological Foundation		20,000		
Asia Foundation		8,000		
Association for Education in Journalism and Mass Communication			2,500	
Campus Compact			3,360	
Capita Foundation				10,000.00
CASA DeKalb County, Inc.		29,440		
Casualty Actuarial Society (CAS)	12,500		35,500	
Charles G. Koch Charitable Foundation	30,000	19,000	30,700	14,700.00
Chicago Zoological Society		1,500		
City of Batavia		9,800		
City of Burlington, Wisconsin				25,200.00
City of Chicago		2,000		
City of DeKalb	26,040	9,800		
City of Elmhurst		9,480		
City of Geneva	26,000		16,170	
City of Park Ridge		9,850		
City of Peoria		9,950		
City of Rochelle	3,039			
City of Rockford			13,440	11,520.00
City of Sandwich		4,050		
City of St. Charles		4,800		
City of Sun Prairie, Wisconsin			12,480	9,360.00
City of Yorkville		910		
Civic Leadership Academy		26,028		
Clearbrook		1,652		
College of Lake County	51,000	34,000		
Communities in Schools of Aurora, Inc.	20,992			
Community Coordinated Child Care		5,179	11,762	11,154.15
Conservation, Food and Health Foundation			28,054	
Conservation International		3,000		
Corporation for Public Broadcasting	224,557	223,356	226,398	

Amounts Awarded with Public/Non-Profit Funds

	FY 2016	FY 2017	FY 2018	FY 2019
Council on Library and Information Resources		448,893		
Defiant Requiem Foundation				25,000.00
DeKalb Chamber of Commerce		21,720	16,170	
DeKalb County		20,229		
DeKalb County Community Foundation	18,854	2,820		3,752.95
DeKalb County Court Services	21,408	21,408		
DeKalb County Economic Development Corporation	10,164	10,316	10,316	10,316.00
DeKalb County Mental Health Board		5,000		
DeKalb Township			500	
Dunham Fund	19,750			
DuPage County Health Department		4,775		
DuPage Federation on Human Services Reform		948		
Easterseals Joliet Region				27,500.00
Econ Illinois	34,276	34,335	34,335	
Elgin Community College		8,500		
Ely Lamda Alpha		38,880		
Eppley Foundation for Research, Inc.	23,008			
Evolving Earth Foundation	3,000			
Friends of Nachusa Grasslands	2,000			
Genoa-Kingston Community Unit School District 424	17,977		17,977	
Graduate Women in Science			10,000	
Great Lakes Athletic Trainers' Association (GLATA)	1,250			
Greenville Zoo	1,000			
Harper College		10,000		
Huntley Area Public Library District		8,000		
iFiber	68,000	35,000		
Illinois Association for Health, Physical Education, Recreation and Dance		500		
Illinois Association of Environmental Professionals	500			
Illinois Association of School Business Officials	401,500	399,917		
Illinois City/County Management Association		153,125		
Illinois Comprehensive Musicianship Through Performance	8,000	18,500		
Illinois Humanities Council	2,500			
Illinois Institute for Rural Affairs		5,000		
Illinois Local Government Lawyers Association		28,121		
Illinois Mathematics and Science Academy		6,000		
Illinois Municipal League		8,000		
Illinois Public Employer Labor Relations Association		13,281		
Illinois Science & Energy Innovation Foundation			112,000	
Illinois Student Assistance Commission		35,000		
Indiana University		1,000		
Invest Aurora		16,170		

Amounts Awarded with Public/Non-Profit Funds

	FY 2016	FY 2017	FY 2018	FY 2019
Joliet Junior College	25,000			
Kane County Health Department		10,800		
Kildeer Countryside Community Consolidated School District 96	46,000	138,000		
KishHealth System Behavioral Health Services, Ben Gordon Center			4,584	
Kishwaukee Community Hospital	15,000			
Kishwaukee Health System	15,000	6,613		
Kreider Services, Inc.	18,700	18,700		
Lake County		22,500		
Lake County Forest Preserve District	177,012	23,530	22,838	188,693.45
Lee County Drug Court				8,316.00
Little City of Palatine	16,170	2,695	16,170	
LivingRite the Center for Behavioral Health	15,000			
Luce (Henry) Foundation, Inc.	20,000			
McDonald (Ronald) House Charities		15,798		
McHenry County		14,900		
McHenry County College		8,500		
McKnight Foundation		25,000		
Midwest Leadership Academy		9,725		
Motorola Foundation	100,000		40,000	30,000.00
Naperville Area Chamber of Commerce		16,303		
National Academy of Education	70,000			
National Association of State Boards of Accountancy				5,900.00
National Geographic Society	23,520	19,553	34,250	
National Ground Water Association Research and Educational Foundation	5,000		7,560	
National Humanities Center		32,640		
Nature Conservancy	9,000		9,900	5,000.00
New York Life Foundation				100,000.00
Northern Illinois Food Bank	50,048	10,312	23,000	23,852.67
Northern Illinois Workford Alliance		40,830		
Northwestern Medicine		2,000	5,000	2,500.00
Northwestern University		39,577		
Oakton Community College		8,500		
Office Ergonomics Research Committee				28,000.00
Opportunity House, Inc.	12,314		12,314	
Oregon Health and Science University		22,265		
OSF HealthCare	29,286			
Primate Conservation, Inc.	1,400			4,100.00
Princeton University	50,078			
Professional and Organizational Development Network in Higher Education			1,500	3,750.00

Amounts Awarded with Public/Non-Profit Funds

	FY 2016	FY 2017	FY 2018	FY 2019
Rita Allen Foundation			12,345	
Rockford Regional Health Council		45,000		
Schaumburg Fire Department		15,000		
Schaumburg Township		7,500		
School District # 33C, Homer CC		13,227		
School District # 46, Elgin			15,840	
School District # 50, Harvard		40,000		
School District # 86, Joliet	30,444		30,444	
School District # 205, Rockford		54,546		
School District # 303, St. Charles	23,321			
School District # 425, Indian Creek	35,954			
School District # 428, DeKalb Community Unit		17,977	15,840	
Sheltered Village, Inc.	20,668	20,668		
Sherman Hospital	9,835			
Sigma Theta Tau International	3,000	4,000		
Sigma Xi		1,000		
Simons Foundation		7,000	7,000	
Society for the Study of School Psychology			4,330	1,725.00
Society of Actuaries		40,000	32,000	
South Suburban Mayors and Managers Association		2,825		
Special Education District of Lake County (SEDOL)		4,950		
St. Charles Public Library		16,045		
Stephenson County		9,350		
Tanzania Development Support		10,500		
The Administrators of the Tulane Educational Fund (Tulane University of Louisiana)	67,000			
Universities Research Association, Inc.	15,000		10,000	28,300.00
University of California, San Diego			18,987	2,531.00
University of Chicago - Medicine			27,500	55,000.00
University of Georgia		15,000		
University of Michigan			83,292	45,034.00
University of Washington	11,396	16,757	5,209	
VentureWell	12,500			
Village of Algonquin	13,800	32,340	5,265	
Village of Antioch		13,200		
Village of Bartlett		17,480		
Village of Belleville, WI				28,548.00
Village of Berkeley		3,800		
Village of Carol Stream	33,828	39,000	39,581	41,131.44
Village of Dolton		3,850		
Village of Elk Grove			22,222	
Village of Glen Ellyn	16,170	16,170		
Village of Glenview		25,000	25,000	

Amounts Awarded with Public/Non-Profit Funds

	FY 2016	FY 2017	FY 2018	FY 2019
Village of Hawthorn Woods				27,000.00
Village of Hoffman Estates		24,780		
Village of Itasca	16,170			
Village of Lake Zurich				16,170.00
Village of Libertyville		16,750		
Village of Mukwonago, Wisconsin				26,999.91
Village of North Aurora	25,348	7,750	430	
Village of Oswego		11,750		27,000.12
Village of Roselle				30,600.00
Village of Schiller Park			25,200	
Village of Shabbona		11,000		
Village of Shorewood		7,150		
Village of Skokie			16,700	
Village of Tinley Park				34,500.00
Village of Western Springs	7,380			
Village of Wilmette				10,800.00
Village of Winfield				27,000.00
Village of Woodridge	15,400			
Visiting Nurse Association of Fox Valley	43,995			
Waubensee Community College	45,682	43,001	21,501	5,088.42
Wenner-Gren Foundation				19,795.00
Whiteside County Economic Development		3,000		
Wisconsin City/County Management Association		54,922		
Total	2,200,511	3,069,347	1,177,964	1,230,980.95

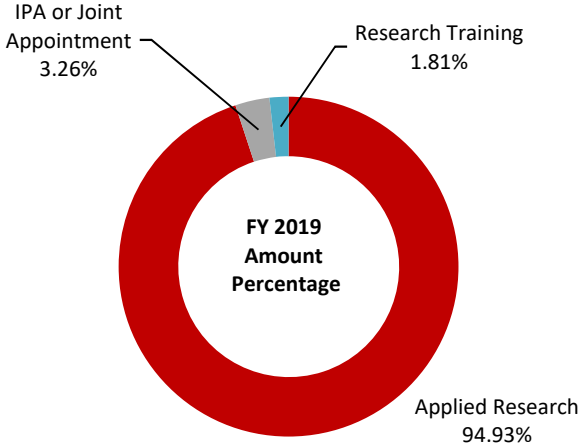
Amounts Awarded with Foreign Funds

	FY 2016	FY 2017	FY 2018	FY 2019
Ajou University			11,669	
British Library	40,429	61,553		
CERN		80,000		
Deutscher Akademischer Austausch Dienst (DAAD)			3,875	
Health Shared Services BC	31,853			
Ion Beam Applications, SA		11,310	7,500	
Miaoli County Government Education Department, Taiwan	41,105	73,696	68,373	57,923.82
Namiki Precision Jewel Co., Ltd	10,514			
Tokyo Ohka Kogyo Co., LTD		164,809		
University of Technology, Sydney	45,238		77,004	
Total	169,139	391,368	168,421	57,923.82

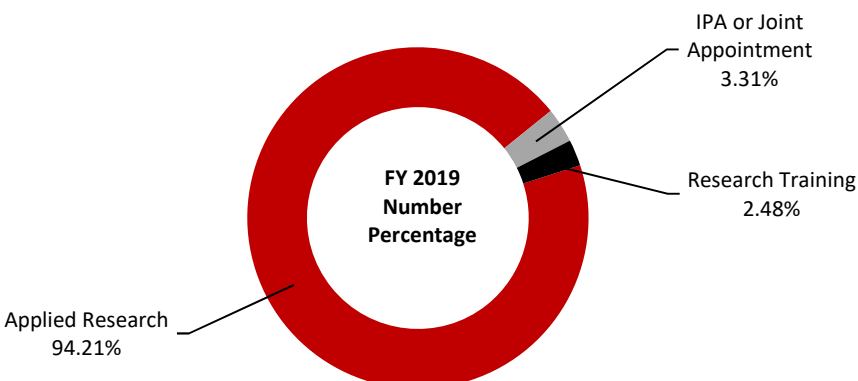
Research



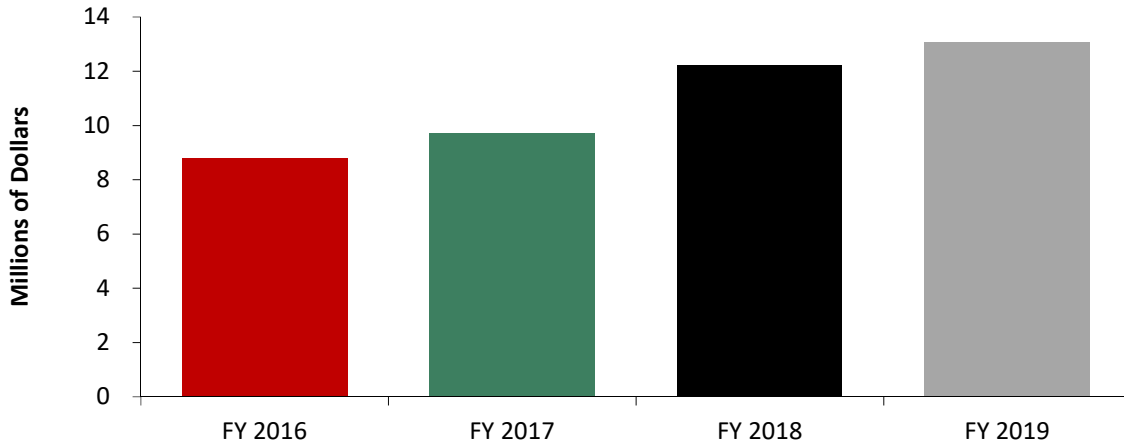
Research Awards by Purpose



PURPOSE OF FUNDING	Amount of Awards	Number of Awards
Applied/Basic Research	12,395,967	114
IPA or Joint Appointment	426,341	4
Research Training	236,343	3
Total	13,058,651	121



Research Awards by College and Sponsor



College Comparison

COLLEGE/UNIT	FY 2016	FY 2017	FY 2018	FY 2019
Business	4,933		295,684	5,900.00
Education	78,181	48,714	436,525	76,805.82
Engineering and Engineering Technology	839,085	822,449	733,166	673,837.99
Health and Human Sciences	672,913	754,917	660,024	3,258,352.43
Law				
Liberal Arts and Sciences	361,940			
Life, Physical and Mathematical Sciences	4,207,576	5,081,365	5,712,154	6,178,566.29
Social Sciences	882,235	1,002,206	1,681,238	811,317.00
Visual and Performing Arts		45,550	127,659	90,093.00
Outreach Engagement, and Regional				
Development	27,501	250,667	691,586	337,281.00
Other Academic Units	1,691,180	1,686,366	1,874,618	1,626,497.00
Other University Units	10,000	10,000		
Total	8,775,544	9,702,234	12,212,654	13,058,650.53

FY 2019 Research Awards by Sponsor

Sponsor	Amount	Amount Percentage	Number of Awards	Number Percentage
Federal	9,099,802.21	69.68%	87	71.90%
State	2,916,548.44	22.33%	5	4.13%
Corporate	428,547.50	3.28%	9	7.44%
Public/Non-Profit	555,828.56	4.26%	18	14.88%
Foreign	57,923.82	0.44%	2	1.65%
Total	13,058,650.53	100.00%	121	100.00%

Research Awards by Department

	FY 2016	FY 2017	FY 2018	FY 2019
COLLEGE OF BUSINESS				
Accountancy	4,933			5,900.00
Finance			295,684	
Total College of Business	4,933		295,684	5,900.00
COLLEGE OF EDUCATION				
Educational Technology, Research, and Assessment				76,805.82
Kinesiology and Physical Education	1,250		500	
Leadership, Educational Psychology and Foundations	74,431	48,714		
Literacy Education	2,500			
Morgridge Office			436,025	
Total College of Education	78,181	48,714	436,525	76,805.82
COLLEGE OF ENGINEERING AND ENGINEERING TECHNOLOGY				
Dean's Office			49,786	
Electrical Engineering	35,003		41,000	9,195.49
Engineering Technology	130,511	370,001	371,628	74,733.17
Industrial and Systems Engineering	611,988	210,418	216,268	355,007.73
Mechanical Engineering	61,583	242,030	54,484	234,901.60
Total College of Engineering and Engineering Technology	839,085	822,449	733,166	673,837.99
COLLEGE OF HEALTH AND HUMAN SCIENCES				
Dean's Office	293,387	739,105	210,631	459,398.26
Allied Health and Communicative Disorders		1,500		10,000.00
Family and Consumer Sciences	50,048	10,312		
Nursing and Health Studies	329,478	4,000	449,393	
Nursing				10,000.00
School of Health Studies				2,516,452.67
School of Interdisciplinary Health Professions				262,501.50
Total College of Health and Human Sciences	672,913	754,917	660,024	3,258,352.43

Research Awards by Department

	FY 2016	FY 2017	FY 2018	FY 2019
COLLEGE OF LIBERAL ARTS AND SCIENCES				
Dean's Office	361,940			
Anthropology	114,362	328,802	234,456	23,895.00
Biological Sciences	236,032	664,637	98,338	586,314.38
Center for the Study of Family Violence and Sexual Assault	478,371	27,592	600,299	55,184.00
Chemistry and Biochemistry	127,611	458,320	1,877,250	1,052,810.19
Communication			14,845	
Computer Science	392,932	445,762	557,467	269,955.61
Economics	18,396		28,335	19,330.00
English		70,000		
Geographic and Atmospheric Sciences	63,828	39,000	487,673	41,131.44
Geology and Environmental Geosciences	315,232	232,603	180,882	939,170.86
History	90,507	42,000	12,000	
Mathematical Sciences		29,265	7,000	99,143.00
Philosophy	67,000	32,640		
Physics	3,044,441	3,118,006	2,436,044	3,166,790.81
Political Science	30,000	19,000	30,700	14,700.00
Psychology	71,994	482,172	741,616	657,541.00
Public Administration				
Sociology	11,605		18,987	40,667.00
Statistics	27,500	93,772	67,500	23,250.00
Total College of Liberal Arts and Sciences	5,451,751	6,083,571	7,393,392	6,989,883.29
COLLEGE OF VISUAL AND PERFORMING ARTS				
Art and Design			127,659	90,093.00
Music		45,550		
Total College of Visual and Performing Arts		45,550	127,659	90,093.00
OUTREACH, ENGAGEMENT, AND REGIONAL DEVELOPMENT				
Center for Governmental Studies			19,718	
P-20 Center			249,904	
Regional Development Institute		250,667	421,964	337,281.00
Survey Research Team	27,501			
Total Outreach, Engagement, and Regional Development	27,501	250,667	691,586	337,281.00

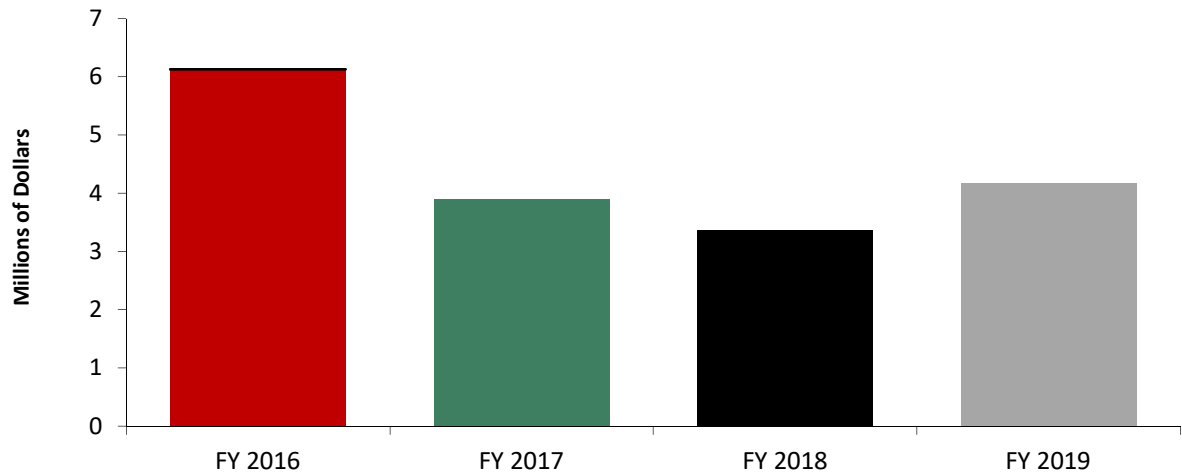
Research Awards by Department

	FY 2016	FY 2017	FY 2018	FY 2019
OTHER ACADEMIC UNITS				
Administration and Finance	10,000	10,000		
Division of Research and Innovation				
Partnerships	91,023	1,584,350	1,873,118	1,576,747.00
Environment, Sustainability & Energy	9,000			
Faculty Development			1,500	3,750.00
Graduate School				46,000.00
Executive Vice President and Provost	1,591,157	40,463		
University Libraries		61,553		
Total Other Academic Units	1,701,180	1,696,366	1,874,618	1,626,497.00
Total Research	8,775,544	9,702,234	12,212,654	13,058,650.53
Total Funding	28,097,622	25,955,090	30,438,792	35,559,054.18

Instruction



Instruction by College and Sponsor



College Comparison

COLLEGE/UNIT	FY 2016	FY 2017	FY 2018	FY 2019
Business	1,332,500	1,280,000	910,000	603,026.33
Education	1,161,873	1,105,805	766,400	610,000.00
Engineering and Engineering Technology	317,374	211,200	179,300	296,725.00
Health and Human Sciences	2,150		10,000	349,670.00
Law				
Liberal Arts and Sciences	1,565,907	1,003,764	767,007	514,988.43
Visual and Performing Arts	8,000	18,500		
Outreach, Engagement, and Regional Development	1,701,758	194,460	567,227	1,675,231.00
Other Academic Units	32,996	90,724	176,570	122,088.42
Other University Units				
Total	6,122,558	3,904,453	3,376,504	4,171,729.18

FY 2018 Instruction Awards by Sponsor

Sponsor	Amount	Amount Percentage	Number of Awards	Number Percentage
Federal	1,686,878	49.96%	9	9.78%
State	156,500	4.63%	3	3.26%
Corporate	1,081,386	32.03%	51	55.43%
Public/Non-Profit	383,367	11.35%	27	29.35%
Foreign	68,373	2.02%	2	2.17%
Total	3,376,504	100.00%	92	100.00%

Instruction Awards by Department

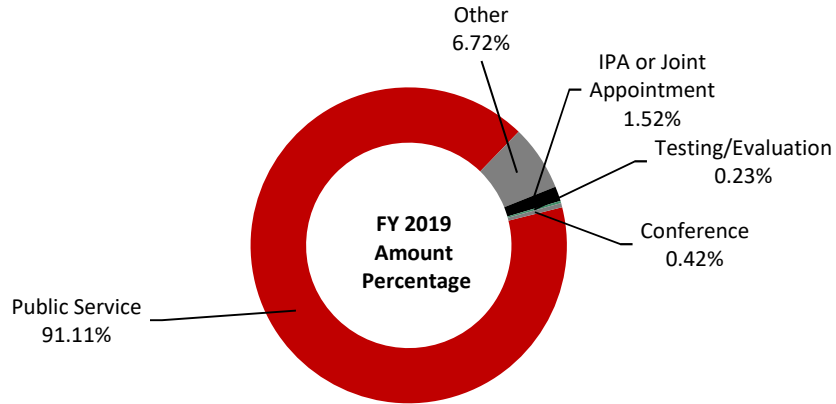
	FY 2016	FY 2017	FY 2018	FY 2019
COLLEGE OF BUSINESS				
Dean's Office	1,320,000	1,280,000	910,000	603,026.33
Management	12,500			
Total College of Business	1,332,500	1,280,000	910,000	603,026.33
COLLEGE OF EDUCATION				
Dean's Office	539,605	740,159	100,053	
Kinesiology and Physical Education		500	50,158	
Leadership, Educational Psychology and Foundations	12,268	5,146	6,189	
Special and Early Education	610,000	360,000	610,000	610,000.00
Total College of Education	1,161,873	1,105,805	766,400	610,000.00
COLLEGE OF ENGINEERING AND ENGINEERING TECHNOLOGY				
Dean's Office	175,874	85,000		
Industrial Engineering	141,500	126,200	179,300	296,725.00
Total College of Engineering and Engineering Technology	317,374	211,200	179,300	296,725.00
COLLEGE OF HEALTH AND HUMAN SCIENCES				
Family and Consumer Sciences	2,150			
Nursing			10,000	349,670.00
Total College of Health and Human Sciences	2,150		10,000	349,670.00
COLLEGE OF LIBERAL ARTS AND SCIENCES				
Anthropology				
Biological Sciences	56,580		9,900	5,000.00
Center for Southeast Asian Studies	762,660	500,160	237,660	
Geographic and Atmospheric Sciences	10,164	10,316	10,316	10,316.00
Psychology	496,633	340,263	348,714	259,474.40
Public Administration	198,870	153,025	160,417	240,198.03
Statistics	41,000			
Total College of Liberal Arts and Sciences	1,565,907	1,003,764	767,007	514,988.43

	FY 2016	FY 2017	FY 2018	FY 2019
OUTREACH, ENGAGEMENT AND REGIONAL DEVELOPMENT				
Center for Governmental Studies		160,125		
Education System Center			272,215	
Illinois Council on Economic Education	34,276	34,335	34,335	
Motorcycle Safety	1,667,482			
P-20 Center			260,677	1,675,231.00
Total Outreach, Engagement and Regional	1,701,758	194,460	567,227	1,675,231.00
COLLEGE OF VISUAL AND PERFORMING ARTS				
Dean's Office	8,000	18,500		
Music				
Total College of Visual and Performing Arts	8,000	18,500		
OTHER ACADEMIC UNITS				
Division of Research and Innovation		30,966		
Graduate School, Dean's Office	21,600	43,001	168,001	122,088.42
Office of Student Engagement			3,360	
University Libraries	11,396	16,757	5,209	
Total Other Academic Units	32,996	90,724	176,570	122,088.42
Total Instruction	6,114,558	3,904,453	3,376,504	4,171,729.18
Total Funding	28,097,622	25,955,090	30,438,792	35,559,054.18

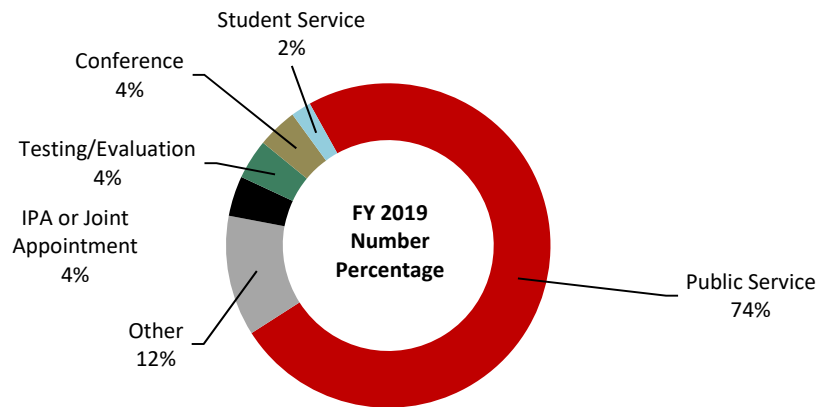
Other Sponsored Activities



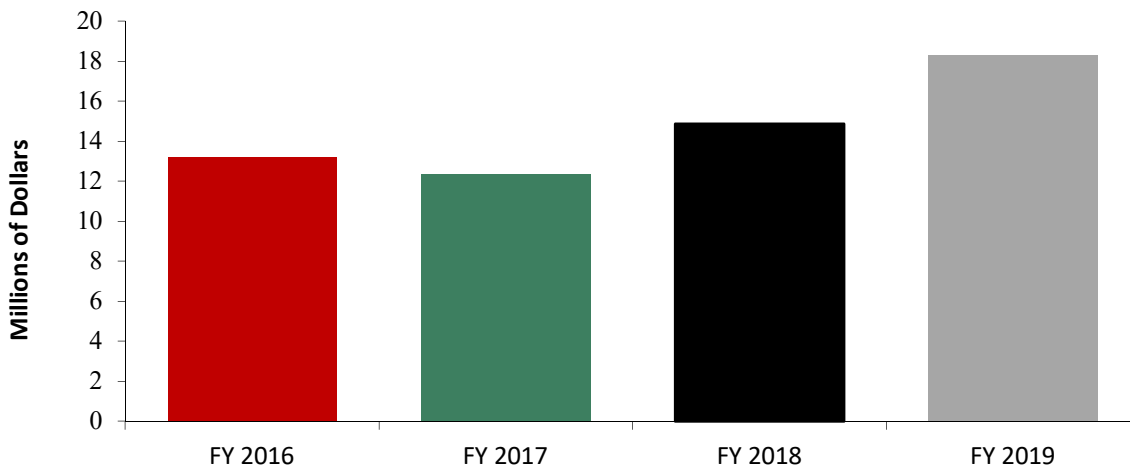
Other Sponsored Activities by Purpose



PURPOSE OF FUNDING	Amount of Awards	Number of Awards
Public Service	15,788,239.60	37
Other	1,164,488.79	6
IPA or Joint Appointment	263,417.08	2
Testing/Evaluation	40,000.00	2
Conference	72,529.00	2
Student Service	1,000,000.00	1
Total	18,328,674.47	50



Other Sponsored Activities Awards



College Comparison

COLLEGE/UNIT	FY 2016	FY 2017	FY 2018	FY 2019
Business				
Education	411,782	102,000	233,975	198,360.92
Engineering and Engineering Technology	113,553	7,000	156,538	30,000.00
Health and Human Sciences	35,932	306,639	315,123	698,522.97
Law	509,050			124,842.84
Liberal Arts and Sciences	4,366,147	7,871,585	7,889,846	10,689,120.97
Visual and Performing Arts		9,620	8,200	35,200.00
Outreach, Engagement, and Regional Development	6,934,668	3,013,488	5,846,718	6,238,656.99
Other Academic Units	801,861	1,038,071	398,234	305,000.00
Other University Units	26,527		1,000	8,969.78
Total	13,199,520	12,348,403	14,849,634	18,328,674.47

FY 2019 Other Sponsored Activities Awards by Sponsor

Sponsor	Amount	Amount Percentage	Number of Awards	Number Percentage
Federal	9,178,764	50.08%	27	54.00%
State	8,814,860	48.09%	11	22.00%
Corporate	40,000	0.22%	2	4.00%
Public/Non-Profit	295,050	1.61%	10	20.00%
Foreign		0.00%		0.00%
Total	18,328,674	100.00%	50	100.00%

Other Sponsored Activities Awards by Department

	FY 2016	FY 2017	FY 2018	FY 2019
COLLEGE OF EDUCATION				
Counseling, Adult and Higher Education		102,000	233,975	129,975.00
Curriculum and Instruction				856.92
Literacy and Elementary Education	387,700			
Morgridge Office				67,529.00
Research, Evaluation and Policy Studies	24,082			
Total College of Education	411,782	102,000	233,975	198,360.92
COLLEGE OF ENGINEERING AND ENGINEERING TECHNOLOGY				
Dean's Office	50,000		40,000	30,000.00
Electrical Engineering			77,538	
Engineering Technology	3,039			
Industrial and Systems Engineering		7,000		
Electrical Engineering	50,000			
Mechanical Engineering	10,514		39,000	
Total College of Engineering and Engineering Technology	113,553	7,000	156,538	30,000.00
COLLEGE OF HEALTH AND HUMAN SCIENCES				
Dean's Office		296,998	302,861	308,843.00
Child Development and Family Center			9,313	12,767.97
Family and Consumer Sciences	1,650		2,949	266,727.00
Nursing and Health Studies	34,282	9,641		
Nursing				110,185.00
Total College of Health and Human Sciences	35,932	306,639	315,123	698,522.97
COLLEGE OF LAW				
College of Law Faculty	509,050			124,842.84
Total College of Law	509,050			124,842.84
COLLEGE OF LIBERAL ARTS AND SCIENCES				
Anthropology	20,000	25,000	1,500	
Center for Southeast Asian Studies	482,500	739,027	736,366	1,377,640.00
Center for the Study of Family Violence and Sexual Assault	501,199	195,418	524,205	1,445,458.46
Chemistry and Biochemistry	20,000			1,000,000.00
Communication	2,500			
Environmental Studies			112,000	
External Programming	4,500			
Geographic and Atmospheric Sciences				40,000.00
Physics	384,929	382,887	320,786	263,417.08
Psychology	2,950,519	6,529,253	6,194,989	6,562,605.43
Total College of Liberal Arts and Sciences	4,366,147	7,871,585	7,889,846	10,689,120.97

Other Sponsored Activities Awards by Department

	FY 2016	FY 2017	FY 2018	FY 2019
COLLEGE OF VISUAL AND PERFORMING ARTS				
Art and Design		820		
Art Museum		6,800	8,200	10,200.00
Music		2,000		25,000.00
Total College of Visual and Performing Arts		9,620	8,200	35,200.00
OUTREACH, ENGAGEMENT, AND REGIONAL DEVELOPMENT				
VP Office	117,009	65,926	142,938	
Center for Child Welfare and Education	1,215,155	1,258,227	1,197,816	1,464,560.00
Center for Governmental Studies		757,480		247,800.42
Continuing Professional Education				99,600.00
Northern Public Radio	257,260	246,539	290,331	28,273.00
Not for Profit NonGovOrgs			1,695,301	
Office of Education System Innovation	38,767	145,196		
P-20 Center			239,956	2,022,379.12
Precollegiate-Upward Bound	436,320	505,120	530,376	626,045.00
Regional Development Institute	1,834,920	35,000		
Reports Cards	3,471,557		1,750,000	1,749,999.45
Total Outreach, Engagement, and Regional Development	7,370,988	3,013,488	5,846,718	6,238,656.99
OTHER ACADEMIC UNITS				
Campus Child Care	504	5,179		
Career Services	44,505			
Center for Burma Studies		8,000		5,000.00
Executive Vice President and Provost		689,316		300,000.00
International Student and Scholar Services	70,660	70,585	77,680	
International Training Office	249,872	249,991	249,439	
Jobs Plus			71,115	
University Press		15,000		
Total Other Academic Units	365,541	1,038,071	398,234	305,000.00
OTHER UNIVERSITY UNITS				
Public Safety	26,527		1,000	8,969.78
Total Other University Units	26,527		1,000	8,969.78
Total Other Sponsored Activities	13,199,520	12,348,403	14,849,634	18,328,674.47
Total Funding	28,097,622	25,955,090	30,438,792	35,559,054.18

FY 2019 Awards Detail



FY 2019 Awards Detail

COLLEGE OF BUSINESS

Accountancy

Matuszewski, Linda; Cripe, Bradrick; Dzurainin, Ann C.; Shortridge, Rebecca S., Research Exploring Determinants of the Path to Becoming a Certified Public Accountant, National Association of State Boards of Accountancy (NASBA), (Organized Research/Applied Research), \$5,900

Subtotal \$5,900.00

College of Business, Dean's Office

Preston, Anthony, Executive MBA Contract Courses, TouchPoint360, (Instructional Programs), \$25,526
 Preston, Anthony, Executive MBA Contract Courses, University of Chicago - Medicine, (Instructional Programs), \$27,500
 Preston, Anthony, Executive MBA Contract Courses, Nalco Chemical, (Instructional Programs), \$27,500
 Preston, Anthony, Executive MBA Contract Courses, Nutramax Laboratories, (Instructional Programs), \$27,500
 Preston, Anthony, Executive MBA Contract Courses, Libsys, Inc., (Instructional Programs), \$27,500
 Preston, Anthony, Executive MBA Contract Courses, Brian Bemis Automotive Group, (Instructional Programs), \$27,500
 Preston, Anthony, Executive MBA Contract Courses, Salesforce, (Instructional Programs), \$27,500
 Preston, Anthony, Executive MBA Contract Courses, Brenntag Great Lakes, (Instructional Programs), \$27,500
 Preston, Anthony, Executive MBA Contract Courses, University of Chicago - Medicine, (Instructional Programs), \$27,500
 Preston, Anthony, Executive MBA Contract Courses, Panasonic, (Instructional Programs), \$27,500
 Preston, Anthony, Executive MBA Contract Courses, Werner Co., (Instructional Programs), \$27,500
 Preston, Anthony, Executive MBA Contract Courses, Aon Hewitt, (Instructional Programs), \$27,500
 Preston, Anthony, Executive MBA Contract Courses, Monsanto, (Instructional Programs), \$27,500
 Preston, Anthony, Executive MBA Contract Courses, Sedgwick Claims Management, (Instructional Programs), \$27,500
 Preston, Anthony, Executive MBA Contract Courses, Baxter Healthcare Corporation, (Instructional Programs), \$27,500

Preston, Anthony, Executive MBA Contract Courses, Mars Wrigley Confectionery, (Instructional Programs), \$27,500

Preston, Anthony, Executive MBA Contract Courses, Gathering Grounds Cafe, (Instructional Programs), \$27,500

Preston, Anthony, Executive MBA Contract Courses, ValMatic, (Instructional Programs), \$27,500

Preston, Anthony, Executive MBA Contract Courses, Epsilon Marketing, (Instructional Programs), \$27,500

Preston, Anthony, Executive MBA Contract Courses, Easterseals Joliet Region, (Instructional Programs), \$27,500

Preston, Anthony, Executive MBA Contract Courses, Restoration Tools, (Instructional Programs), \$27,500

Preston, Anthony, Executive MBA Contract Courses, National Express LLC, (Instructional Programs), \$27,500

Subtotal \$603,026.33

Total College of Business \$608,926.33

COLLEGE OF EDUCATION

Counseling, Adult and Higher Education

Carter, Adam W, The HOPE (Hold On, Pain Ends) Project, New York Life Foundation, (Other Sponsored Activities/Public Service), \$100,000
 Hu, Xiaodan, Bending the Curve: Early Indicators of Community College Student Success, Illinois Community College Board, (Other Sponsored Activities/Other), \$29,975

Subtotal \$129,975.00

Curriculum and Instruction

Wilke, Kristine, Jerry L. Johns Literacy Clinic Kinesthetic Learning Project, DeKalb County Community Foundation, (Other Sponsored Activities/Public Service), \$857
Blake, Sally see Brynteson, Kristin (P20)

Subtotal \$856.92

Educational Technology, Research and Assessment

Hsu, Pi-Sui, Scientific Argumentation in Transportable Invention Space (SAITIS) in Rockford School District, Rockford Public School District #205, (Organized Research/Applied Research), \$18,882
 Hung, Wei-Chen, Immersive Knowledge Network - Opening the World, Miaoli County Government Education Department, Taiwan, (Organized Research/Applied Research), \$50,000

FY 2019 Awards Detail

Hung, Wei-Chen, Immersive Knowledge Network - Opening the World, Miaoli County Government Education Department, Taiwan, (Organized Research/Applied Research), \$7,924
Subtotal \$76,805.82

Morgridge Office

Kim, Yanghee, Workshop: Robots, Children, and Alternative Input Methods (RCA), Digital Promise Global, (Other Sponsored Activities/Conference), \$67,529
Subtotal \$67,529.00

Special and Early Education

Kelly, Stacy, Preparing the USA for the UEB: A Massively Open Online Course for Personnel Providing Vocational Rehabilitation Services or Educational Services to Youth and Adults who are Blind, Office of Special Education and Rehabilitative Services/Department of Education, (Instructional Programs), \$110,000
 Kelly, Stacy; Tikun, Sean, Preparing New Teachers of Students with Visual Impairments and Existing Personnel with Certifications in Assistive Technology for the 21st Century Workforce, Office of Special Education and Rehabilitative Services/Department of Education, (Instructional Programs), \$250,000
 Kelly, Stacy, Project Fusion: Bringing Together Scholars in Teacher of the Visually Impaired and Orientation and Mobility Programs to Serve Children with Visual Impairments in the 21st Century Classroom, Office of Special Education and Rehabilitative Services/Department of Education, (Instructional Programs), \$250,000
Subtotal \$610,000.00
Total College of Education \$885,166.74

COLLEGE OF ENGINEERING AND ENGINEERING TECHNOLOGY

College of Engineering & Engineering Tech, Dean's Office

Rajashankar, Suma; Tahernezehadi, Mansour, NIU-Enhancing Engineering Pathways: An Integrated Outreach and Mentoring Program to strengthen the STEM pipeline for female students from Middle School to College, Motorola Foundation, (Other Sponsored Activities/Public Service), \$30,000
Subtotal \$30,000.00

Electrical Engineering

Tahernezehadi, Mansour, Modeling Astrophysical Systems with Deep Learning, Fermi National Accelerator Laboratory, (Organized Research/Applied Research), \$9,195
Korampally, Venumadhav see Piot, Phillippe R. (PHYS)
Subtotal \$9,195.49

Engineering Technology

Schroeder, David, Joint Appointment - David Schroeder - Volta Energy Technologies, Volta Energy Technologies, LLC, (Organized Research/Applied Research), \$74,733
Subtotal \$74,733.17

Industrial and Systems Engineering

Chen, Shi-Jie Gary, System Mapping, Analysis and Lean Process Improvement for Mi-Jack, Mi-Jack Products, Inc., (Organized Research/Applied Research), \$122,000
 Chen, Shi-Jie Gary, EVS Throughput Improvement, Northwestern Medicine, (Instructional Programs), \$2,500
 Damodaran, Purushothaman, Purchasing and Payment Processing Improvement, Chalmers St. Consulting, (Organized Research/Applied Research), \$14,944
 Damodaran, Purushothaman, Purchasing and Payment Processing Improvement, Chalmers St. Consulting, (Organized Research/Applied Research), \$3,475
 Damodaran, Purushothaman, Quality and Lean Initiatives at Jamco Products, Jamco Products, (Organized Research/Applied Research), \$20,391
 Damodaran, Purushothaman, Omni-Channel Distribution Center Warehouse Assessment, CTL Global, Inc., (Organized Research/Applied Research), \$63,400
 Damodaran, Purushothaman; Nguyen, Christine, Foundation & Structure Line Packing Improvements, CST Storage, (Instructional Programs), \$7,500
 Damodaran, Purushothaman; Nguyen, Christine, Air Valve Test Sequencing & Logistics, Woodward, Inc., (Instructional Programs), \$7,500
 Damodaran, Purushothaman; Chen, Niechen; Nguyen, Christine, Automation and Safety Improvement in SKF Testing Lab, SKF Tools, (Instructional Programs), \$7,500
 Damodaran, Purushothaman; Nguyen, Christine, Standardizing and Improving Warehouse Operations, Suncast Corporation, (Instructional Programs), \$7,500

FY 2019 Awards Detail

Damodaran, Purushothaman; Nguyen, Christine, SPX FLOW Makino Capacity Analysis, SPX Flow, (Instructional Programs), \$7,500

Damodaran, Purushothaman; Nguyen, Christine, Improving Actual Anodize Revenue, Custom Aluminum Products, (Instructional Programs), \$7,500

Damodaran, Purushothaman; Nguyen, Christine, Manufacturing Efficiency Improvements on High Variation Lines at Motorola Solutions Inc., Motorola Solutions, (Instructional Programs), \$7,500

Damodaran, Purushothaman; Nguyen, Christine, Streamlining Packaging & Shipping Processes and Optimizing Inventory Storage, Aurora Specialty Textiles Group, Inc., (Instructional Programs), \$7,500

Damodaran, Purushothaman, Designing a cell for LPC Metering, Woodward, Inc., (Instructional Programs), \$7,500

Damodaran, Purushothaman; Nguyen, Christine, Increasing Productivity of the Stone Assembly Line at SPX FLOW, SPX Flow, (Instructional Programs), \$7,500

Damodaran, Purushothaman, Lean Six Sigma Yellow & Green Belt Workshop, Village of Tinley Park, (Instructional Programs), \$34,500

Damodaran, Purushothaman, Lean Six Sigma Yellow Belt Workshop, Aurora Specialty Textiles Group, Inc., (Instructional Programs), \$7,500

Damodaran, Purushothaman, Lean Six Sigma Yellow & Green Belt Workshop, Woodward, Inc., (Instructional Programs), \$20,900

Damodaran, Purushothaman, Lean Six Sigma Black Belt Workshop, Woodward, Inc., (Instructional Programs), \$33,000

Damodaran, Purushothaman, Lean Six Sigma Yellow, Green & Black Belt Workshops, Six-Sigma, (Instructional Programs), \$123,325

Hwang, Jaejin, Evaluation of Biomechanical Exposures in the Neck and Upper Extremities during Augmented Reality Interactions, Office Ergonomics Research Committee, (Organized Research/Applied Research), \$28,000

Nguyen, Christine, Improving Processes at Power Solutions International, Power Solutions International, (Organized Research/Applied Research), \$102,797

Damodaran, Purushothaman see Cho, Kyu Taek (ME)

Subtotal \$651,732.73

Mechanical Engineering (ME)

Cho, Kyu Taek; Damodaran, Purushothaman, Designing a Water Treatment Facility for Aurora Specialty Textiles Group, Aurora Specialty Textiles Group, Inc., (Organized Research/Applied Research), \$23,827

Cho, Kyu Taek, Cell design to advance the performance of flow battery at Argonne, Argonne National Laboratory, (Organized Research/Applied Research), \$25,000

Pohlman, Nicholas, PIP-II Warm Unit Design, Fermi National Accelerator Laboratory, (Organized Research/Applied Research), \$53,864

Pohlman, Nicholas, Engineering Design of Mu2e Degradation, Fermi National Accelerator Laboratory, (Organized Research/Applied Research), \$12,750 *also involves the Northern Illinois Center for Accelerator and Detector Development*

Salehinia, Iman, FNAL-funded Mechanical Engineering Project for Assistant Professor Saelhinia, Fermi National Accelerator Laboratory, (Organized Research/Applied Research), \$99,461

Vahabzadeh, Sahar; Bothwell, Paige, Surface Modification of Titanium by Alkali Treatment and Iron Deposition for Dental Tissue Engineering Application, American Academy of Implant Dentistry, (Organized Research/Applied Research), \$20,000 *also involves the Northern Illinois Center for Accelerator and Detector Development*

Pohlman, Nicholas see Hedin, David R. (PHYS) X4

Salehinia, Iman see Piot, Phillippe R. (PHYS)

Pohlman, Nicholas see Zutshi, Vishnu V. (PHYS)

Salehinia, Iman see Zutshi, Vishnu V. (PHYS)

Subtotal \$234,901.60

Total College of Engineering and Engineering Technology \$1,000,562.99

COLLEGE OF HEALTH AND HUMAN SCIENCES

Allied Health and Communicative Disorders

Wilson, Matthew, Relationship Between Cognitive Changes and Speech-in-Noise Deficits in Individuals with a History of Concussion: An Efferent System Study, Capita Foundation, (Organized Research/Applied Research), \$10,000

Subtotal \$10,000.00

FY 2019 Awards Detail

Child Development and Family Center

Lofthouse, Amy; Nenia, Kendra, CDFC Standard Pollinator Garden, Illinois Department of Natural Resources, (Other Sponsored Activities/Other), \$418

Lofthouse, Amy, 2019 Literacy Grant Application, Altrusa Club of DeKalb-Sycamore, Illinois, (Other Sponsored Activities/Public Service), \$300

Lofthouse, Amy, Continuous Quality Improvement Program Plan (2019), Community Coordinated Child Care, (Other Sponsored Activities/Public Service), \$5,379

Mathison, Diane; Young, Jennifer, Kindergarten Readiness Toolkit Grant Application, DeKalb County Community Foundation, (Other Sponsored Activities/Public Service), \$896

Schulz, Kristin, Continuous Quality Improvement Program Plan (2019), Community Coordinated Child Care, (Other Sponsored Activities/Public Service), \$5,775

Subtotal \$12,767.97

College of Health and Human Sciences, Dean's Office

Mazurek, Kathryn, Midwest Consortium: Accelerating the Dissemination and Implementation of PCOR Findings into Primary Care Practice, Northwestern University, (Organized Research/Applied Research), \$64,332

Mazurek, Kathryn; Ciesla, James R., MACRA: Quality Improvement Direct Technical Assistance, Altarum Institute, (Other Sponsored Activities/Public Service), \$308,843

Mazurek, Kathryn, Illinois Behavioral Risk Factor Surveillance System (IL-BRFSS), Illinois Department of Public Health, (Organized Research/Applied Research), \$395,066

Subtotal \$768,241.26

Family and Consumer Sciences

Pavkov, Thomas, NIU Preschool for All Expansion, Illinois State Board of Education, (Instructional Programs), \$349,670

Pavkov, Thomas, CCAMPIS 2018, Office of Postsecondary Education/Department of Education, (Other Sponsored Activities/Public Service), \$266,727

Subtotal \$616,397.00

Nursing

Petges, Nancy; Davis, Amber L., Raising the Quality and Safety Bar, Fostering Partner Engagement, and Designing an Active Outreach Program: The Journey to Identify Best Practices in RN-BS Education, Illinois Board of Higher Education, (Other Sponsored Activities/Other), \$110,185

Petges, Nancy, FY2019 IBHE Nursing Fellowship, Illinois Board of Higher Education, (Organized Research/Applied Research), \$10,000

Hickey, Kari see Walther, Carol (SOCl)

Subtotal \$120,185.00

School of Health Studies

Geiger, Sarah Dee, Lead in Homes with Domestic Wells in Three Illinois Counties, University of Illinois at Urbana-Champaign, (Organized Research/Applied Research), \$3,000

Mazurek, Kathryn, County Wide BRFSS, Illinois Department of Public Health, (Organized Research/Applied Research), \$2,489,600

Umoren, Josephine, Research and Outreach at the Northern Illinois Food Bank, Northern Illinois Food Bank, (Organized Research/Applied Research), \$23,853

Subtotal \$2,516,452.67

School of Interdisciplinary Health Professions

Duffrin, Melani, The FoodMASTER Initiative: Supporting the STEM learning pipeline for underserved, minority youth through informal science learning environments, National Institute of General Medical Sciences/NIH/DHHS, (Organized Research/Applied Research), \$237,515

Iwanaga, Kanako, Wisconsin Promoting Readiness of Minors in Supplemental Security Income project, University of Wisconsin-Madison, (Organized Research/Applied Research), \$14,996

Iwanaga, Kanako, Rehabilitation Research and Training Center (RRTC) on Employer Practices Leading to Successful Employment Outcomes for Individuals with Disabilities, University of Wisconsin-Madison, (Organized Research/Applied Research), \$9,991

Subtotal \$262,501.50

**Total College of Health and Human Sciences
\$4,306,545.40**

FY 2019 Awards Detail

COLLEGE OF LAW

College of Law Faculty

King, Yolanda; Vaughn, Wendy, Legal Education, Access, and Recognition at NIU (LEARN), Access Group, Inc., (Other Sponsored Activities/Public Service), \$124,843 *also involves Giorgi Law Clinic*

Subtotal \$124,842.84

Total College of Law \$124,842.84

COLLEGE OF LIBERAL ARTS AND SCIENCES

Anthropology

McKee, Emily, Narratives of Plenty: Desalination, Techno-Optimism, and Palestinian-Israeli Waterscapes, Wenner-Gren Foundation, (Organized Research/Basic Research), \$19,795 *also involves the Institute for the Study of Environment, Sustainability & Energy*

Thurau, Emma; Irwin, Mitchell, Investigation of the roles of tannins in decreased protein intake of Diademed Sifakas, Primate Conservation, Inc., (Organized Research/Applied Research), \$4,100

Subtotal \$23,895.00

Biological Sciences

Burgess IV, Edwin R; Bode, Barrie, In Vitro High Throughput Screening of Enzyme Activity Inhibition in Three Mosquito Species, Clarke Mosquito Control Products, Inc., (Organized Research/Applied Research), \$2,980

Calvo, Ana, Identification of Regulatory Genes in *A. Flavus* and *A. Nidulans* that are Involved in Mycotoxin Production, Morphogenesis, and Virulence, Department of Agriculture, (Organized Research/Applied Research), \$25,000

King, Richard B., Inventory of Amphibians and Reptiles in the Green River Conservation Opportunity Area, Illinois Department of Natural Resources, (Organized Research/Applied Research), \$71,479 *also involves the Institute for the Study of Environment, Sustainability & Energy*

King, Richard B., Monitoring and Assessment of Blanding's Turtle Populations 2019 at Spring Bluff Forest Preserve, Lake County Forest Preserve District, (Organized Research/Applied Research), \$18,694 *also involves the Institute for the Study of Environment, Sustainability & Energy*

King, Richard B.; Jones, Holly, Ecological Assessment of District Lands 2019-2021, Lake County Forest Preserve District, (Organized Research/Applied Research), \$170,000

Swingley, Wesley, Chlorophyll d as a model for biosignature evolution, National Aeronautics & Space Administration, (Organized Research/Basic Research), \$71,960

Swingley, Wesley, Genomics of Chlorophyll d as a model for remotely detectable biosignatures adapted to other stars, NASA Goddard Institute for Space Studies, (Organized Research/Applied Research), \$12,407

Swingley, Wesley, Student Internship at the Nature Conservancy, Nature Conservancy, (Instructional Programs), \$5,000

Yin, Yanbin, CAREER: Evolutionary Genomics of Enzymes for Complex Carbohydrate Metabolism, National Science Foundation, (Organized Research/Basic Research), \$203,795

Yin, Yanbin, Developing Genomics Resources for Tropical Perennial Crops Economically Important to the United States, Agricultural Research Service/Department of Agriculture, (Organized Research/Basic Research), \$10,000

Bothwell, Paige see Vahabzadeh, Sahar (ME)

Subtotal \$591,314.38

Center for Southeast Asian Studies

Crail, Rhodalyne Q.; Jones, Eric A., PYLP: Engaging Young Advocates in Environmental Preservation and Peacebuilding, Department of State, (Other Sponsored Activities/Public Service), \$250,000 *also involves Foreign Languages & Literature and History*

Jones, Eric A.; Flynn, Gena, Leading and Organizing for Change in Southeast Asia, Department of State, (Other Sponsored Activities/Public Service), \$6,650 *also involves the Center for Black Studies*

Jones, Eric A., FY 2017 Southeast Asia Youth Leadership Program, Department of State, (Other Sponsored Activities/Public Service), \$499,990

Jones, Eric A., National Resource Center and Foreign Language and Areas Studies Fellowships, Office of Postsecondary Education/Department of Education, (Other Sponsored Activities/Other), \$621,000

Subtotal \$1,377,640.00

FY 2019 Awards Detail

Center for the Study of Family Violence and Sexual Assault

Crouch, Julie L., Domestic Violence Program FY2019, Illinois Department of Children and Family Services, (Other Sponsored Activities/Public Service), \$427,583
 Milner, Joel S.; Crouch, Julie L.; McCarthy, Randy, Department of Defense Family Advocacy Program FASOR/NPSP Quality Assurance Projects, Kansas State University, (Other Sponsored Activities/Public Service), \$1,017,875 *also involves Psychology*
 Milner, Joel S.; Crouch, Julie L., Obtaining Self-Reports of Intimate Partner Violence in United States Military Families Phase II, New York University, (Organized Research/Applied Research), \$27,592 *also involves Psychology*
 Milner, Joel S.; Crouch, Julie L., Obtaining Self-Reports of Intimate Partner Violence in United States Military Families Phase III, New York University, (Organized Research/Applied Research), \$27,592

Subtotal \$1,500,642.46

Chemistry and Biochemistry (CHEM)

Klumpp, Douglas A., Conjugate Addition in the Synthesis of Biologically Active N-Heterocycles, National Institutes of Health/DHHS, (Organized Research/Basic Research), \$420,529
 Li, Tao, Investigating the interfacial stability of battery materials, Argonne National Laboratory, (Organized Research/Applied Research), \$117,461
 Li, Tao, Joint Appointment Dr. Tao Li, Argonne National Laboratory, (Organized Research/IPA or Joint Appointment), \$109,466
 Li, Tao, Investigating the solvation behavior of electrolytes for battery materials, Argonne National Laboratory, (Organized Research/Applied Research), \$43,470
 Li, Tao, Studying the Pore Formation of Atomic Layer Deposited Overlayer, Argonne National Laboratory, (Organized Research/Applied Research), \$45,360
 Nesterov, Evgueni, EAGER: Controlling Photochemistry via Spatially Selective Excitation, Directorate for Mathematics and Physical Sciences/NSF, (Organized Research/Basic Research), \$139,878
 Ryzhov, Victor V., Fundamental properties of mono- and binuclear metal ion complexes as homogeneous catalysts investigated via mass spectrometry and theoretical chemistry, American Chemical Society, (Organized Research/Basic Research), \$110,000

Wheeler, Ralph; Hagen, Timothy; LaDue, Nicole, Scholarships and Enhanced Mentoring to Support Graduation of Students in Science and Mathematics, National Science Foundation, (Other Sponsored Activities/Student Service), \$1,000,000
 Xu, Tao, Cycling stable electrode interfaces for lithium batteries with covalently bonded fluorocarbon monolayers, Argonne National Laboratory, (Organized Research/Applied Research), \$29,693
 Xu, Tao, Graduate Student Support in Lead Battery Science Research, Argonne National Laboratory, (Organized Research/Applied Research), \$36,952

Subtotal \$2,052,810.19

Computer Science

Karonis, Nicholas T.; Papka, Michael, System Software Integration and Development, Argonne National Laboratory, (Organized Research/Applied Research), \$189,355
 Papka, Michael, High Performance Computing Research, Argonne National Laboratory, (Organized Research/Applied Research), \$80,601

Subtotal \$269,955.61

Economics

Anderson, Evan W., Center for Robust Decision-Making on Climate and Energy Policy, University of Chicago, (Organized Research/Basic Research), \$9,761
 Anderson, Evan W., Center for Robust Decision-Making on Climate and Energy Policy, University of Chicago, (Organized Research/Basic Research), \$9,569

Subtotal \$19,330.00

Geographic and Atmospheric Sciences

Gensini, Victor, Extended Range Tornado Activity Forecast Model, MetLife, Inc., (Other Sponsored Activities/Testing/Evaluation), \$20,000
 Gensini, Victor, Extended Range Tornado Activity Forecast Model, MetLife, Inc., (Other Sponsored Activities/Testing/Evaluation), \$20,000
 James, Ryan, DCEDC Internships, DeKalb County Economic Development Corporation, (Instructional Programs), \$10,316
 Young, Philip P., GIS Design and Implementation for the Village of Carol Stream, Village of Carol Stream, (Organized Research/Applied Research), \$41,131

Subtotal \$91,447.44

FY 2019 Awards Detail

Geology and Environmental Geosciences

Dodd, Justin, Participation of Justin Dodd on Expedition 374, Columbia University, (Organized Research/Applied Research), \$17,981

LaDue, Nicole, SL-CN: Understanding and Promoting Spatial Learning Processes in the Geosciences, Temple University, (Organized Research/Applied Research), \$10,702

LaDue, Nicole, GeoClick: The Value of Click-on-Diagram Questions in Geoscience, National Science Foundation, (Organized Research/Applied Research), \$300,000

Lenczewski, Melissa E., Collaborative Proposal: REU Site: Water Quality and Tourism in the Riviera Maya, Mexico, National Science Foundation, (Organized Research/Research Training), \$133,254 *also involves the Institute for the Study of Environment, Sustainability & Energy*

Lenczewski, Melissa E., Collaborative Research: REU Site: Water Resources and Quality in the Riviera Maya, Mexico, National Science Foundation, (Organized Research/Applied Research), \$130,645 *also involves the Institute for the Study of Environment, Sustainability & Energy*

Scherer, Reed P., Participation of Reed Scherer on IODP Expedition 379, Columbia University, (Organized Research/Applied Research), \$48,272

Stansell, Nathan, IRES: US-Estonia Research Partnership in Reconstructing Past Climate Dynamics, National Science Foundation, (Organized Research/Applied Research), \$298,317

LaDue, Nicole see Wheeler, Ralph (CHEM)

Subtotal \$939,170.86

Mathematical Sciences

Bello Cruz, Jose Yunier, Collaborative Research: Second-order Variational Analysis in Structured Optimization and Algorithms with Applications, National Science Foundation, (Organized Research/Basic Research), \$99,143

Shafer, Mary C. see Brynteson, Kristin (P20)

Subtotal \$99,143.00

Physics (PHYS)

Adelman, Jahred; Eads, Michael, REU Site: Undergraduate and teacher research in physics at Northern Illinois University, National Science Foundation, (Organized Research/Research Training), \$88,389 *also involves the Northern Illinois Center for Accelerator and Detector Development*

Adelman, Jahred, US ATLAS Physics Support Manager travel, Brookhaven National Laboratory, (Organized Research/Basic Research), \$5,000 *also involves the Northern Illinois Center for Accelerator and Detector Development*

Adelman, Jahred; Chakraborty, Dhiman, US ATLAS Post-Doc Support/ANL, Brookhaven National Laboratory, (Organized Research/Applied Research), \$70,000 *also involves the Northern Illinois Center for Accelerator and Detector Development*

Brown, Dennis E., Nuclear Resonance Time-domain Interferometry, Argonne National Laboratory, (Organized Research/Applied Research), \$13,674

Chakraborty, Dhiman, US ATLAS Operations, State University of New York at Stony Brook, (Organized Research/Applied Research), \$78,423 *also involves the Northern Illinois Center for Accelerator and Detector Development*

Chakraborty, Dhiman, US ATLAS Operations, State University of New York at Stony Brook, (Organized Research/Applied Research), \$82,554 *also involves the Northern Illinois Center for Accelerator and Detector Development*

Chakraborty, Dhiman, US ATLAS Operations, State University of New York at Stony Brook, (Organized Research/Applied Research), \$165,108 *also involves the Northern Illinois Center for Accelerator and Detector Development*

Chakraborty, Dhiman; Adelman, Jahred, Searches for New Phenomena at the Energy Frontier, National Science Foundation, (Organized Research/Applied Research), \$200,000 *also involves the Northern Illinois Center for Accelerator and Detector Development*

Chakraborty, Dhiman; Adelman, Jahred, Searches for New Phenomena at the Energy Frontier, National Science Foundation, (Organized Research/Applied Research), \$350,000 *also involves the Northern Illinois Center for Accelerator and Detector Development*

Chakraborty, Dhiman, ATLAS Detector Upgrade R&D for High-Luminosity LHC, State University of New York at Stony Brook, (Organized Research/Basic Research), \$34,581 *also involves the Northern Illinois Center for Accelerator and Detector Development*

Chattopadhyay, Swapan, Joint Appointment NIU/FNAL, Fermi National Accelerator Laboratory, (Other Sponsored Activities/IPA or Joint Appointment), \$145,906 *also involves the Northern Illinois Center for Accelerator and Detector Development*

FY 2019 Awards Detail

Chmaissem, Omar H., Synthesis and characterization of Fe-based pnictide superconductors, Argonne National Laboratory, (Organized Research/Applied Research), \$32,508

Chmaissem, Omar H., Structural Investigations of Advanced Functional Materials using Neutron and X-ray Scattering, Argonne National Laboratory, (Organized Research/Applied Research), \$41,017

Chmaissem, Omar H., Synthesis, Single Crystal Growth and Diffraction Studies of Multiferroic and Functional Oxides, Argonne National Laboratory, (Organized Research/Applied Research), \$35,910

Eads, Michael, URA Visiting Scholars Program, Universities Research Association, Inc., (Organized Research/Applied Research), \$28,300

Erdelyi, Bela, Studies of Conventional and ERL-Based Recirculator Electron Cooling for an Electron Ion Collider, Department of Energy, (Organized Research/Applied Research), \$55,000 *also involves the Northern Illinois Center for Accelerator and Detector Development*

Erdelyi, Bela, Studies of Conventional and ERL-Based Recirculator Electron Cooling for an Electron Ion Collider, Department of Energy, (Organized Research/Applied Research), \$55,000 *also involves the Northern Illinois Center for Accelerator and Detector Development*

Glatz, Andreas, Joint Appointment ANL/NIU, Argonne National Laboratory, (Organized Research/IPA or Joint Appointment), \$140,375

Hedin, David R.; Pohlman, Nicholas; Zutshi, Vishnu V., Development of the MU2E Preliminary Design, Fermi National Accelerator Laboratory, (Organized Research/Applied Research), \$73,007 *also involves the Northern Illinois Center for Accelerator and Detector Development*

Hedin, David R.; Pohlman, Nicholas; Zutshi, Vishnu V., Development of the MU2E Preliminary Design, Fermi National Accelerator Laboratory, (Organized Research/Applied Research), \$57,523 *also involves the Northern Illinois Center for Accelerator and Detector Development*

Hedin, David R.; Pohlman, Nicholas; Zutshi, Vishnu V., Development of the MU2E Preliminary Design, Fermi National Accelerator Laboratory, (Organized Research/Applied Research), \$24,995 *also involves the Northern Illinois Center for Accelerator and Detector Development*

Hedin, David R.; Pohlman, Nicholas; Zutshi, Vishnu V., Development of the MU2E Preliminary Design, Fermi National Accelerator Laboratory, (Organized Research/Applied Research), \$56,700 *also involves the Northern Illinois Center for Accelerator and Detector Development*

Lal, Jyotsana, Research on Ion Transport in Nanostructured Liquids Observed by X-ray Photon Correlation Spectroscopy, Argonne National Laboratory, (Organized Research/Applied Research), \$43,337

Lal, Jyotsana, Research on Ion Transport in Nanostructured Liquids Observed by X-ray Photon Correlation Spectroscopy, Argonne National Laboratory, (Organized Research/Applied Research), \$14,445

Piot, Phillippe R.; Korampally, Venumadhav; Salehinia, Iman, High-current electron sources for superconducting radiofrequency injectors, Department of Energy, (Organized Research/Applied Research), \$86,001 *also involves the Northern Illinois Center for Accelerator and Detector Development*

Piot, Phillippe R., Phase-space tailoring and cooling of charged-particle beams for energy- and intensity-frontier applications, Department of Energy, (Organized Research/Basic Research), \$120,000 *also involves the Northern Illinois Center for Accelerator and Detector Development*

Piot, Phillippe R., Development of a damping-ring-free electron injector for Future Linear Colliders, Argonne National Laboratory, (Organized Research/Basic Research), \$4,000 *also involves the Northern Illinois Center for Accelerator and Detector Development*

Piot, Phillippe R., Development of innovative high-energy magnetized electron cooling for an electron-ion collider, Fermi National Accelerator Laboratory, (Organized Research/Basic Research), \$42,000 *also involves the Northern Illinois Center for Accelerator and Detector Development*

Piot, Phillippe R., FY19-2021 FNAL/NIU Joint Appointment, Fermi National Accelerator Laboratory, (Organized Research/IPA or Joint Appointment), \$61,160

Saha, Puja; Chakraborty, Dhiman, Search for Pair Production of Higgs Bosons Through Vector Boson Fusion Using the Final State with the ATLAS Detector, Brookhaven National Laboratory, (Organized Research/Basic Research), \$10,800 *also involves the Northern Illinois Center for Accelerator and Detector Development*

FY 2019 Awards Detail

Saha, Puja; Chakraborty, Dhiman, Search for Pair Production of Higgs Bosons Through Vector Boson Fusion Using the Final State with the ATLAS Detector, Brookhaven National Laboratory, (Organized Research/Basic Research), \$5,400 *also involves the Northern Illinois Center for Accelerator and Detector Development*

Syphers, Michael, Joint Appointment FNAL/NIU under CRADA, Fermi National Accelerator Laboratory, (Other Sponsored Activities/IPA or Joint Appointment), \$117,511 *also involves the Northern Illinois Center for Accelerator and Detector Development*

Syphers, Michael, Modeling and Analysis of Data in support of Muon g-2, Fermi National Accelerator Laboratory, (Organized Research/Applied Research), \$20,000 *also involves the Northern Illinois Center for Accelerator and Detector Development*

Van Veenendaal, Michel A., X-ray Spectroscopy on Excited and Decaying Systems, Department of Energy, (Organized Research/Basic Research), \$131,000

Xiao, Zhili, Fabrication and Characterization of Superconducting Nanostructures, Argonne National Laboratory, (Organized Research/Applied Research), \$23,814

Xiao, Zhili, Electro transport and magnetism in quantum wells, Argonne National Laboratory, (Organized Research/Applied Research), \$32,598

Xiao, Zhili, Joint ANL/NIU Appointment, Argonne National Laboratory, (Organized Research/IPA or Joint Appointment), \$115,339

Xiao, Zhili, Frustration and Crystallization of Vortices in Artificial Spins / Superconductor Hybrids, National Science Foundation, (Organized Research/Applied Research), \$410,531

Xiao, Zhili, High pressure effects on nitrogen-vacancy centers in diamond, Argonne National Laboratory, (Organized Research/Applied Research), \$30,000

Xiao, Zhili, Fabrication and Characterization of Nanomagnets for Creating Local Magnetic Field in Diamond Anvil Cell, Argonne National Laboratory, (Organized Research/Applied Research), \$33,576

Zutshi, Vishnu V.; Blazey, Gerald C.; Hedin, David R., Searching for New Phenomena with Leptons, National Science Foundation, (Organized Research/Basic Research), \$40,320 *also involves the Northern Illinois Center for Accelerator and Detector Development*

Zutshi, Vishnu V.; Dychkant, Alexandre S., High Luminosity (HL) LHC CMS Detector Upgrade Project – Endcap Calorimeter, Fermi National Accelerator Laboratory, (Organized Research/Applied Research), \$115,356 *also involves the Northern Illinois Center for Accelerator and Detector Development*

Zutshi, Vishnu V., Deep Underground Neutrino Experiment (DUNE), Fermi National Accelerator Laboratory, (Organized Research/Applied Research), \$65,146

Zutshi, Vishnu V.; Dychkant, Alexandre S.; Pohlman, Nicholas; Salehinia, Iman, High Luminosity (HL) LHC CMS Detector Upgrade Project Endcap Calorimeter, Fermi National Accelerator Laboratory, (Organized Research/Applied Research), \$73,902 *also involves the Northern Illinois Center for Accelerator and Detector Development*

Subtotal \$3,430,207.89

Political Science

Radasanu, Andrea; Streb, Matthew J., Justice and Democracy: The American Experiment, Charles G. Koch Charitable Foundation, (Organized Research/Research Training), \$14,700

Subtotal \$14,700.00

Psychology

Britt, Anne; Durik, Amanda M., Teacher Learning to Facilitate Communication and Reasoning Through Inquiry with History and Social Science Sources, University of Michigan, (Organized Research/Basic Research), \$45,034 *also involves the Center for Interdisciplinary Study of Language and Literacy*

Crouch, Julie L., Research and Evaluation of the Winnebago County Adult Drug Court Program, Winnebago County, (Other Sponsored Activities/Public Service), \$66,740 *also involves the Center for the Study of Family Violence and Sexual Assault*

Durik, Amanda M.; Britt, Anne, Collaborative Research: Developing a Generalized Storyline that Organizes the Supports for Evidence-based Modeling of Long-Term Impacts of Disturbances, Learning Partnership, (Organized Research/Basic Research), \$202,611 *also involves the Center for Interdisciplinary Study of Language and Literacy*

Eldridge, Morgan Ann; Demaray, Michelle, Dissertation Grant Award Application, Society for the Study of School Psychology, (Organized Research/Applied Research), \$1,725

FY 2019 Awards Detail

Lilly, Michelle M., Saving blue lives through training on mental health, suicide, resilience, and peer support, Illinois Criminal Justice Information Authority, (Other Sponsored Activities/Public Service), \$35,773 *also involves the Center for the Study of Family Violence and Sexual Assault*

Malecki, Christine E.; Demaray, Michelle; Ogg, Julia, Project Prevent and Address Bullying (PPAB) for Students with Disabilities: A Multitiered Behavioral Framework, Office of Special Education and Rehabilitative Services/Department of Education, (Instructional Programs), \$241,676 *also involves the Center for Interdisciplinary Study of Language and Literacy*

Matuszewich, Leslie; Pittman, Laura D., Psychology Externship at Susan Myket & Associates, Susan Myket, Ph.D. & Associates, (Instructional Programs), \$17,798

Pittman, Laura D.; Skarbek, Matthew, Integrated Assessment Program FY19, Illinois Department of Children and Family Services, (Other Sponsored Activities/Public Service), \$6,460,093 *also involves the Center for the Study of Family Violence and Sexual Assault*

Wallace, Douglas G., Septohippocampal neuroplasticity influences on spatial orientation, National Institute on Aging/NIH/DHHS, (Organized Research/Applied Research), \$408,171

Subtotal \$7,479,620.83

Public Administration

Burchard, Denise, Administrative Intern (Marc Hooks), City of Sun Prairie, Wisconsin, (Instructional Programs), \$9,360

Burchard, Denise, Planning and Public Administration Intern, City of Rockford, (Instructional Programs), \$11,520

Burchard, Denise, MPA Program Graduate Student Internship, Village of Oswego, (Instructional Programs), \$27,000

Burchard, Denise, MPA Program Graduate Student Internship, City of Burlington, Wisconsin, (Instructional Programs), \$25,200

Burchard, Denise, Public Administration Student Intern Support, Village of Roselle, (Instructional Programs), \$30,600

Burchard, Denise, Public Administration Student Intern Support, Village of Lake Zurich, (Instructional Programs), \$16,170

Burchard, Denise, Public Administration Student Intern Support, Village of Hawthorn Woods, (Instructional Programs), \$27,000

Burchard, Denise, MPA Graduate Student Internship, Village of Mukwonago, Wisconsin, (Instructional Programs), \$27,000

Burchard, Denise, MPA Graduate Student Internship, Village of Winfield, (Instructional Programs), \$27,000

Burchard, Denise, MPA Graduate Student Internship, Village of Wilmette, (Instructional Programs), \$10,800

Burchard, Denise, MPA Graduate Student Internship, Village of Belleville, WI, (Instructional Programs), \$28,548

Subtotal \$240,198.03

Sociology (SOCl)

Kidder, Jeffrey L., The New Era of Campus Politics: Struggle Over Ideology and Identity in Four Battleground States, University of California, San Diego, (Organized Research/Basic Research), \$2,531

King, John M.; Walther, Carol, Development of a Comprehensive Strategic Plan in Support of a Department of Justice Mental Health Collaboration Grant, City of DeKalb, (Organized Research/Applied Research), \$29,820

Walther, Carol; Hickey, Kari, Evaluation of the Lee County Drug Court, Lee County Drug Court, (Organized Research/Applied Research), \$8,316

Subtotal \$40,667.00

Statistics

Xia, Michelle Chaoxiong, Statistical Support Services for NTD Reporting, Pace Suburban Bus, (Organized Research/Applied Research), \$23,250

Subtotal \$23,250.00

Total College of Liberal Arts and Sciences

\$18,193,992.69

COLLEGE OF VISUAL AND PERFORMING ARTS

Art Museum

Burke, Josephine E., Art Museum Support, Illinois Arts Council, (Other Sponsored Activities/Public Service), \$10,200

Subtotal \$10,200.00

Music

Johnson, Eric A., Defiant Requiem: Verdi et Terezin, Defiant Requiem Foundation, (Other Sponsored Activities/Public Service), \$25,000

Subtotal \$25,000.00

FY 2019 Awards Detail

School of Art and Design

Quinlan, Mary P., Scholars Award: Understanding iconoclastic violence through the early science of optics, National Science Foundation, (Organized Research/Applied Research), \$4,511

Quinlan, Mary P., Scholars Award: Understanding iconoclastic violence through the early science of optics, National Science Foundation, (Organized Research/Applied Research), \$85,582

Subtotal \$90,093.00

Total College of Visual and Performing Arts \$125,293.00

OUTREACH, ENGAGEMENT, AND REGIONAL DEVELOPMENT

Center for Governmental Studies

Robinson, Diana L., Centralized Demographic Database Administrator, Illinois State Board of Education, (Other Sponsored Activities/Public Service), \$247,800

Subtotal \$247,800.42

Continuing Professional Education

Guerrero, Petia S, Susan Harwood Training Grant Program, Targeted Topic Training, Occupational Safety and Health Administration/Department of Labor, (Other Sponsored Activities/Public Service), \$99,600

Subtotal \$99,600.00

Center Child Welfare & Education

Baron-Jeffrey, Angela, Permanency Enhancement Project-Indian Child Welfare Act Program FY2019, Illinois Department of Children and Family Services, (Other Sponsored Activities/Public Service), \$277,917
Baron-Jeffrey, Angela, Educational Access Project FY19, Illinois Department of Children and Family Services, (Other Sponsored Activities/Public Service), \$1,186,643

Subtotal \$1,464,560.00

Northern Public Radio

Hoste, Staci, Northern Illinois Radio Information Service (NIRIS) FY19, Illinois State Library, (Other Sponsored Activities/Public Service), \$28,273

Subtotal \$28,273.00

OERD Division Administration

Clemens, Amy Jo see Caronna, Gina (P20)

Clemens, Amy Jo see Das Neves, Susana (P20)

Kaplan, Anne C. see Blazey, Gerald C (RIPS)

P-20 Center (P20)

Almy, Kathleen, Transitional Math - PWR, Illinois State University, (Other Sponsored Activities/Other), \$102,911

Almy, Kathleen, Transitional Math - CTE, Illinois Community College Board, (Other Sponsored Activities/Public Service), \$64,072

Brynteson, Kristin; Blake, Sally; Shafer, Mary C., Northern Illinois STEM Ready (NISR), Illinois State Board of Education, (Instructional Programs), \$1,675,231

Caronna, Gina; Clemens, Amy Jo, Migrant Education Incentive Grant Summer 2018, Illinois State Board of Education, (Other Sponsored Activities/Public Service), \$2,400

Das Neves, Susana; Clemens, Amy Jo, Migrant Education Program Coordination, Illinois State Board of Education, (Other Sponsored Activities/Public Service), \$1,671,660

Das Neves, Susana; Clemens, Amy Jo, Migrant Education State Grant Program, Illinois State Board of Education, (Other Sponsored Activities/Public Service), \$59,119

Das Neves, Susana; Clemens, Amy Jo, FY19 Title I Migrant Summer, Illinois State Board of Education, (Other Sponsored Activities/Public Service), \$119,956

Das Neves, Susana; Clemens, Amy Jo, Migrant Education - Incentive, Illinois State Board of Education, (Other Sponsored Activities/Public Service), \$2,261

Subtotal \$3,697,610.12

Precollegiate-Upward Bound

Bohanon, Felicia R., Upward Bound Program, Office of Postsecondary Education/Department of Education, (Other Sponsored Activities/Public Service), \$22,004

Bohanon, Felicia R., Upward Bound Program, Office of Postsecondary Education/Department of Education, (Other Sponsored Activities/Public Service), \$40,000

Bohanon, Felicia R., Upward Bound Program, Office of Postsecondary Education/Department of Education, (Other Sponsored Activities/Public Service), \$564,041

Subtotal \$626,045.00

Regional Development Institute

Bergeron, Lisa Kaye, Great Lakes Practice Transformation Network, Northwestern University, (Organized Research/Applied Research), \$337,281

Subtotal \$337,281.00

FY 2019 Awards Detail

Report Cards

Clemens, Alan, Illinois Interactive Report Card FY19, Illinois State Board of Education, (Other Sponsored Activities/Public Service), \$1,749,999

Subtotal \$1,749,999.45

Total Outreach, Engagement, and Information Technologies \$8,251,168.99

OTHER UNITS

Executive Vice President and Provost (PROV)

Edghill-Walden, Vernese; Henton, Rose; Phillips, Thomas; Wesener-Michael, Kelly, Northern Illinois University: Violence Prevention Project, Office on Violence Against Women/Department of Justice, (Other Sponsored Activities/Other), \$300,000

Subtotal \$300,000.00

Center for Burma Studies

Raymond, Catherine M.; Berchiolly, Carmin, 2018 Burma Studies Conference, Asia Foundation, (Other Sponsored Activities/Conference), \$5,000

Subtotal \$5,000.00

Chief Diversity Office

Henton, Rose see Edghill-Walden, Vernese (PROV)

Faculty Development

Rhode, Jason, Exploring Trends and Imperatives for Teaching and Learning Centers Supporting Online and Distance Learning, Professional and Organizational Development Network in Higher Education, (Organized Research/Applied Research), \$3,750

Subtotal \$3,750.00

Graduate School

Bond, Bradley G., Support for Graduate Assistants, Waubonsee Community College, (Instructional Programs), \$5,088

Bond, Bradley G., Diversifying Higher Education Faculty in Illinois FY2019, Illinois Board of Higher Education, (Instructional Programs), \$117,000

Bond, Bradley G.; Holthuijzen, Wieteke; Jones, Holly, GRFP Holthuijzen, Wieteke Aste, National Science Foundation, (Organized Research/Applied Research), \$46,000

Subtotal \$168,088.42

Public Safety

Phillips, Thomas; Przybyla, Joseph, Project to Provide Child Safety Seats, Illinois Department of Transportation, (Other Sponsored Activities/Public Service), \$6,970

Phillips, Thomas, Rape Aggression Defense Program Expansion, DeKalb County Community Foundation, (Other Sponsored Activities/Public Service), \$2,000
Phillips, Thomas see Edghill-Walden, Vernese (PROV)

Subtotal \$8,969.78

Student Affairs

Wesener-Michael, Kelly see Edghill-Walden, Vernese

Vice President, Research and Innovation Partnerships (RIPS)

Blazey, Gerald C.; Kaplan, Anne C., Illinois Manufacturing Extension Partnership FY19, Illinois Manufacturing Excellence Center, (Organized Research/Applied Research), \$1,576,747

Subtotal \$1,576,747.00

Total Other Academic Units \$2,062,555.20

FISCAL YEAR TOTAL \$35,559,054.18

Submissions



FY 2019 Proposals Quick Facts...

Proposals – Value of Proposals by Activity Type

Research

Applied/Basic Research:	\$41,517,056	Average Request:	\$195,835
IPA or Joint Appointment:	\$626,747	Average Request:	\$125,349
Research Training:	\$78,500	Average Request:	\$39,250
Total Research:	\$42,222,303		

Instruction

Instructional Programs:	\$5,726,182	Average Request:	\$248,964
Total Instruction:	\$5,726,182		

Other Sponsored Activities

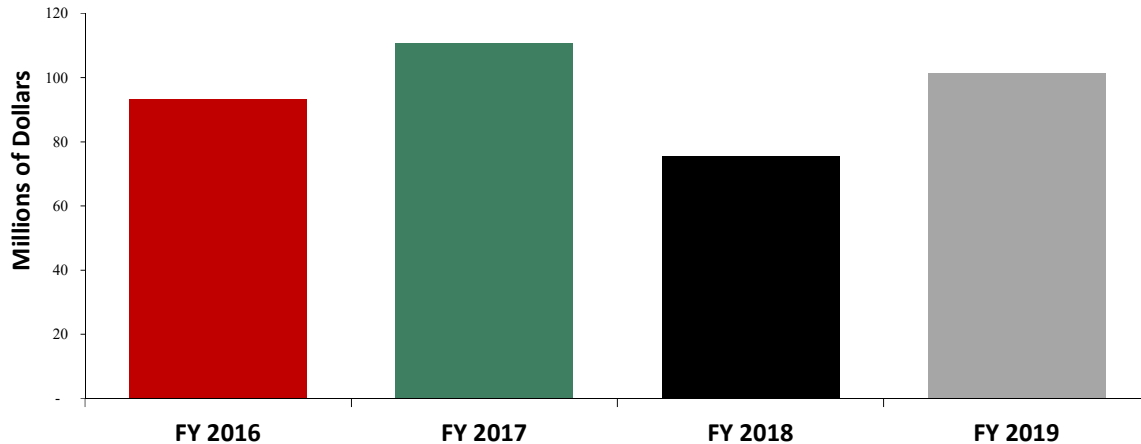
Public Service:	\$30,268,626	Average Request:	\$540,511
Conference:	\$146,289	Average Request:	\$73,145
Student Service:	\$3,152,635	Average Request:	\$788,159
Testing/Evaluation:	\$345,000	Average Request:	\$172,500
Other:	\$19,416,433	Average Request:	\$1,212,527
Total Other Sponsored Activities:	\$53,328,983		

Total Value of All Proposals: **\$101,277,468**

Number of Submissions: **323**

Number of faculty/staff serving as Principal Investigator on proposals: **161**

AMOUNTS OF PROPOSALS

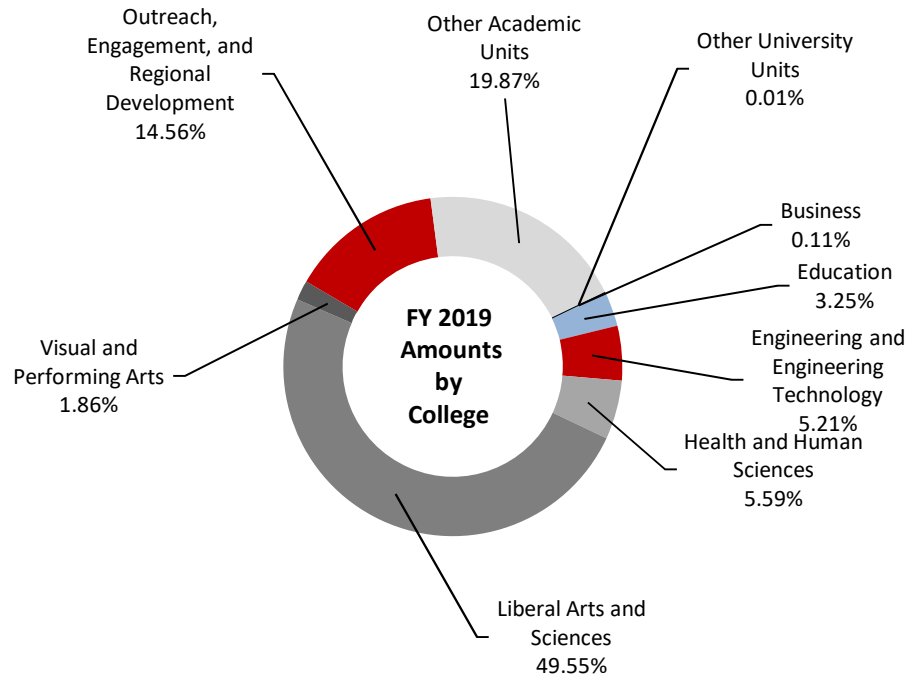


COLLEGE/UNIT	FY 2016	FY 2017	FY 2018	FY 2019
Business	4,933	700,831	295,684	108,348
Education	11,107,880	13,734,267	3,578,934	3,293,855
Engineering and Engineering Technology	9,158,328	8,521,965	9,303,809	5,278,553
Health and Human Sciences	3,997,993	8,805,923	4,491,581	5,656,560
Law	636,868		255,686	
Liberal Arts and Sciences	52,035,427	60,065,986	50,318,781	50,183,406
Visual and Performing Arts	222,674	505,657	662,166	1,881,113
Outreach, Engagement, and Regional Development	8,093,469	12,535,846	2,833,268	14,742,658
Other Academic Units	6,527,001	5,862,746	3,496,364	20,132,975
Other University Units	1,455,152	4,895	308,161	
Total	93,239,725	110,738,116	75,544,434	101,277,468

FY 2019 Number and Amounts of Proposals

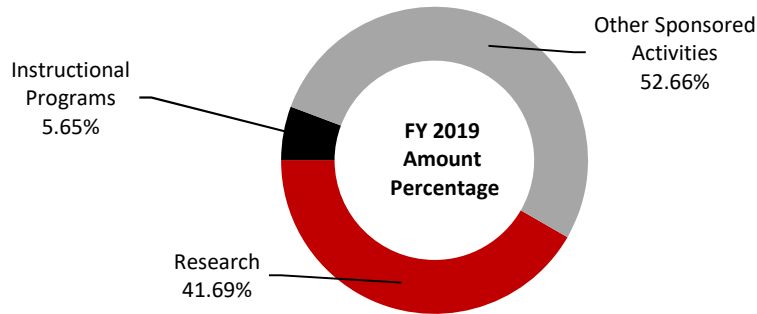
COLLEGE/UNIT	# of Proposals	Total Amount	Number Percentage	Amount Percentage
Business	2	108,348	0.62%	0.11%
Education	19	3,293,855	5.88%	3.25%
Engineering and Engineering Technology	35	5,278,553	10.84%	5.21%
Health and Human Sciences	23	5,656,560	7.12%	5.59%
Law			0.00%	0.00%
Liberal Arts and Sciences	190	50,183,406	58.82%	49.55%
Visual and Performing Arts	5	1,881,113	1.55%	1.86%
Outreach, Engagement, and Regional Development	30	14,742,658	9.29%	14.56%
Other Academic Units	19	20,132,975	5.88%	19.88%
Other University Units			0.00%	0.00%
Total	323	101,277,468	100.00%	100.00%

Proposals by College/Unit



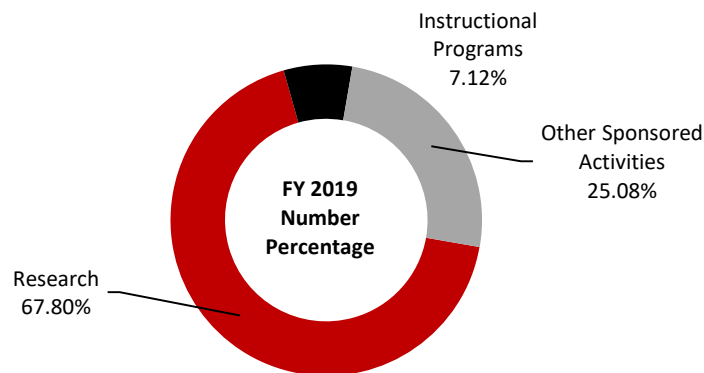
COLLEGE/UNIT	FY 2019
Business	108,348
Education	3,293,855
Engineering and Engineering Technology	5,278,553
Health and Human Sciences	5,656,560
Liberal Arts and Sciences	50,183,406
Visual and Performing Arts	1,881,113
Outreach, Engagement, and Regional Development	14,742,658
Other Academic Units	20,127,124
Other University Units	5,851
Total	101,277,468

Proposals by Purpose

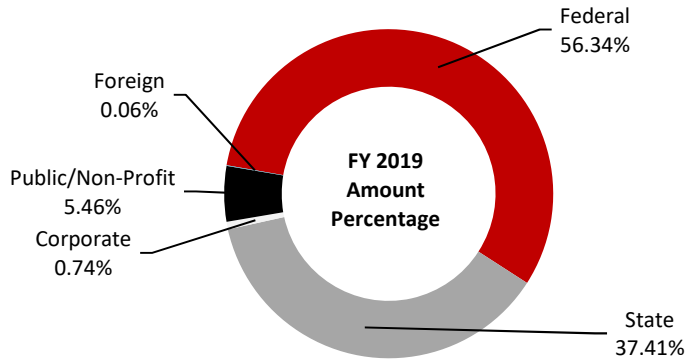


PURPOSE OF REQUEST	FY 2016	FY 2017	FY 2018	FY 2019
Research	47,095,330	67,761,421	50,625,409	42,222,303
Instructional Programs	13,137,120	12,807,965	4,068,519	5,726,182
Other Sponsored Activities	33,007,275	30,168,730	20,850,506	53,328,983
Total	93,239,725	110,738,116	75,544,434	101,277,468

PURPOSE OF REQUEST	FY 2016	FY 2017	FY 2018	FY 2019
Research	242	251	262	219
Instructional Programs	41	44	26	23
Other Sponsored Activities	67	51	56	81
Total	350	346	344	323

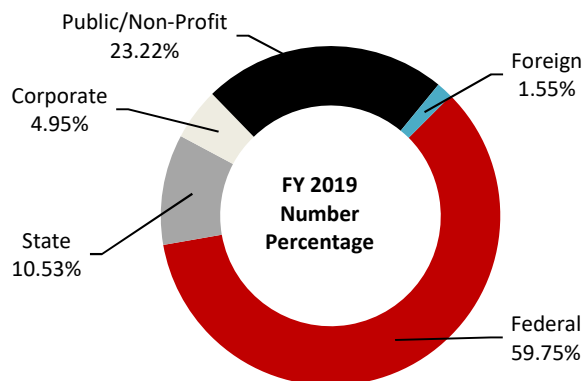


Proposals by Source



SOURCE OF REQUEST	FY 2016	FY 2017	FY 2018	FY 2019
Federal	62,945,949	87,984,318	59,812,359	57,056,294
State	23,098,899	15,563,361	9,575,141	37,884,288
Corporate	1,008,922	565,795	1,252,059	746,592
Public/Non-Profit	5,940,991	6,512,827	4,774,417	5,527,825
Foreign	244,964	111,815	130,458	62,469
Total	93,239,725	110,738,116	75,544,434	101,277,468

SOURCE OF REQUEST	FY 2016	FY 2017	FY 2018	FY 2019
Federal	184	209	209	193
State	20	11	22	34
Corporate	24	19	25	16
Public/Non-Profit	114	104	82	75
Foreign	8	3	6	5
Total	350	346	344	323



Comparison of FY 2018 and FY 2019 Amounts Submitted by Academic and Other Administrative Units

	FY 2018	FY 2019
COLLEGE OF BUSINESS		
Accountancy		108,348
Finance	295,684	
Total College of Business	295,684	108,348
COLLEGE OF EDUCATION		
Counseling, Adult and Health Education	99,975	146,975
Curriculum and Instruction		857
Educational Technology, Research, and Assessment	320,940	294,622
Kinesiology and Physical Education	1,204,520	1,457,889
Leadership, Educational Psychology and Foundations	76,189	75,983
Morgridge Office	1,877,310	67,529
Special and Early Education		1,250,000
Total College of Education	3,578,934	3,293,855
COLLEGE OF ENGINEERING AND ENGINEERING TECHNOLOGY		
Dean's Office	1,044,997	376,598
Electrical Engineering	1,194,933	1,358,758
Engineering Technology	254,805	254,048
Industrial and Systems Engineering	733,666	706,238
Mechanical Engineering	6,075,408	2,582,911
Total College of Engineering and Engineering Technology	9,303,809	5,278,553
COLLEGE OF HEALTH AND HUMAN SCIENCES		
Dean's Office		395,066
Allied Health and Communicative Disorders	475,185	12,459
Child Development and Family Center (formerly Campus Child Care)	9,499	16,791
Family and Consumer Sciences	352,619	1,066,908
Nursing	2,040,361	267,538
School of Health Studies	1,613,917	2,835,384
School of Interdisciplinary Health Professions		1,062,414
Total College of Health and Human Sciences	4,491,581	5,656,560
COLLEGE OF LAW		
College of Law Faculty	255,686	
Total College of Law	255,686	
COLLEGE OF LIBERAL ARTS AND SCIENCES		
Anthropology	1,276,325	687,310
Biological Sciences	2,576,215	3,522,706
Center for Latino and Latin American Studies		40,000
Center for Southeast Asian Studies	5,375,072	2,180,133
Center for the Study of Family Violence and Sexual Assault	1,723,273	2,018,629
Chemistry and Biochemistry	5,555,190	8,001,100
Communication	31,845	3,550

Comparison of FY 2018 and FY 2019 Amounts Submitted by Academic and Other Administrative Units

	FY 2018	FY 2019
Computer Science	2,821,090	1,450,223
Economics	214,387	
English	60,000	145,000
Environmental Studies	62,000	593,406
Foreign Languages and Literature	1,189,207	229,169
Geography	787,287	1,530,981
Geology and Environmental Geosciences	1,356,015	2,891,846
History	56,000	99,999
Mathematical Sciences	473,822	602,185
Philosophy	40,000	
Physics	12,766,266	6,602,446
Political Science	68,385	18,700
Psychology	11,827,125	18,953,271
Public Administration	340,872	249,698
Sociology	73,675	8,316
Statistics	1,644,730	354,738
Total College of Liberal Arts and Sciences	50,318,781	50,183,406
 COLLEGE OF VISUAL AND PERFORMING ARTS		
Art and Design	627,166	1,881,113
Music	35,000	
Total College of Visual and Performing Arts	662,166	1,881,113
 OUTREACH, ENGAGEMENT AND REGIONAL DEVELOPMENT		
Center for Child Welfare and Education	1,186,643	1,683,485
Center for Governmental Studies	267,518	1,744,394
Center for P-20 Engagement	752,974	5,545,212
Continuing Professional Education		99,600
Education System Center	272,215	135,000
Illinois Council on Economic Education	34,335	
Northern Public Radio	290,331	284,968
Outreach, Engagement, and Regional Development, VP	29,252	
Report Cards		5,249,999
Total Outreach, Engagement and Regional Development	2,833,268	14,742,658

Comparison of FY 2018 and FY 2019 Amounts Submitted by Academic and Other Administrative Units

	FY 2018	FY 2019
OTHER ACADEMIC UNITS		
Center for Burma Studies	191,852	250,000
Chief Diversity Office	5,000	
Division of Research and Innovation Partnerships	1,873,118	16,596,747
Executive Vice President and Provost	130,000	
Faculty Development	3,750	
Graduate School	853,501	306,258
International Affairs	252,894	99,259
International Student and Scholar Services	77,680	118,508
Jobs Plus	100,000	42,234
Student Engagement	3,360	685,053
University Libraries	5,209	2,029,065
Total Other Academic Units	3,496,364	20,127,124
OTHER UNIVERSITY UNITS		
Human Resource Services	300,000	
Public Safety	8,161	5,851
Total Other University Units	308,161	5,851
Total	75,544,434	101,277,468

Recognition



Presidential Research, Scholarship and Artistry Professors

Presidential Research, Scholarship and Artistry Professorships, formerly known as the Presidential Research Professorship, is NIU's top recognition for outstanding research or artistry. SPA extends congratulations to all past and current Presidential Research, Scholarship and Artistry Professors.

2019-2023

Jeffrey Einboden, Department of English

Tao Xu, Department of Chemistry

2018-2022

Liam Teague, School of Music

Vishnu Zutshi, Department of Physics

2017-2021

Michelle Demaray, Department of Psychology

Douglas Klumpp, Department of Chemistry and Biochemistry

2016-2020

Swapan Chattopadhyay, Department of Physics

Omar Chmaissem, Department of Physics

2015-2019

Sanjib Basu, Division of Statistics

Anne Britt, Department of Psychology

Aaron Fogleman, Department of History

2014-2018

Giovanni Bennardo, Department of Anthropology

Ana Calvo-Byrd, Department of Biological Sciences

Nancy M. Wingfield, Department of History

2013-2017

Elizabeth Gaillard, Department of Biological Sciences

Wei Luo, Department of Geography

Philippe Piot, Department of Physics

2012-2016

Joseph Magliano, Department of Psychology

2011-2015

Dhiman Chakraborty, Department of Physics

Richard King, Department of Biological Sciences

2010-2014

Jeff Kowalski, Department of Art History

Amy Newman, Department of English

Zhili Xiao, Department of Physics

2009-2013

Reed Scherer, Department of Geology and Environmental Geosciences

Larry Arnhart, Department of Political Science

Michel van Veenendaal, Department of Physics

Research and Artistry Recipients

Research and Artistry Awards are provided by the Division of Research and Innovation Partnerships to enhance extramural funding, develop new projects through preliminary data collection, foster interdisciplinary research, and support research and artistic activities for NIU faculty. SPA extends congratulations to the recipients of the FY 2018 Research and Artistry awards.

Stanley Arnold	History
Yunier Bello-Cruz	Mathematical Sciences
Heather Bergan-Roller	Biological Sciences
Geof Bradfield	School of Music
Ana Calvo	Biological Sciences
Randy Caspersen	Communication
Fatih Demir	Educational Technology, Research, and Assessment
Olivier Devergne	Biological Sciences
Michael Eads	Physics
Victor Gensini	Geographic and Atmospheric Sciences
Angela Grippio	Psychology
Timothy Hagen	Chemistry and Biochemistry
Anne Hanley	History
Jason Hanna	Philosophy
Laura Heideman	Sociology/Nonprofit and NGO Studies
Jaejin Hwang	Industrial and Systems Engineering
Jennifer Jacobs	Kinesiology and Physical Education
Kyung Kim	Educational Technology, Research, and Assessment
Lichuan Liu	Electrical Engineering
Julie Patterson	Health Studies
Cristan Sabio	School of Nursing
Iman Salehinia	Mechanical Engineering
Phillip Sink	School of Music
Bobby Sinko	Mechanical Engineering
Mahdi Vaezi	Engineering Technology
Jui-Ching Wang	School of Music
James Wilson	Geographic and Atmospheric Sciences
Shupeí Yuan	Communication

Great Journeys Recipients

SPA extends congratulations to the FY 2019 Great Journeys Recipients.

Justin Dodd	Geology
Ryan James	History
Ziteng wang	Industrial & Systems Engineering
Jenn Jacobs and Zach Wahl-Alexander	Kinesiology and Physical Education
Donald Peterson	Mechanical Engineering
Robert Sinko	Mechanical Engineering
Ting Xia	Mechanical Engineering
Angela Grippo	Psychology
Christine Malecki	Psychology
Julia Ogg	Psychology
Keri Burchfield	Sociology
Carol Walther	Sociology
Haiming Zhou	Statistics

Issued Patents

James Benson, Department of Mathematical Sciences - *Ultra-rapid cryopreservation process for tissues* (Europe Pat. 3123143)

Timothy Hagen, Zheng Zhang, Zachary Lazowski, Michael Clare, Darren W. Begley, Department of Chemistry and Biochemistry – *Synthesis of Novel Inhibitors of Isoprenoid Biosynthesis*, (Europe Pat. 2841070)

Timothy Hagen, Joy M. Blain, Gashaw M. Goshu, Brian E. Hartnett, Department of Chemistry and Biochemistry - *Pyrazolopyrimidine Antibacterial Agents* (US Pat. 10,155,766)

Narayan Hosmane, Amartya Chakrabarti, Department of Chemistry and Biochemistry - *Crystalline Graphene and Method of Making Crystalline Graphene* (India Pat. 304688)

Narayan Hosmane, Amartya Chakrabarti, Sheena Peter, Department of Chemistry and Biochemistry - *Boron Nitride and Method of Producing Boron Nitride* (US Pat. 10,236,122)

Joseph Santner, Stefan Kyselica, **Federico Sciammarella**, Department of Mechanical Engineering - *Laser Assisted Machining (LAM) System for Ceramics and Hard Materials* (US. Pat. 10,279,444)

Tao Xu, Department of Chemistry and Biochemistry - *Electrochromic Device Having Three-Dimensional Electrode* (US Pat. 10,281,791)

***Current faculty members are in bold**

Individual Donations and Financial Aid

Donations

Accountancy, Multiple Individual Donations, (Other Sponsored Activities), \$32,407.96

Accountancy, PricewaterhouseCoopers, LLP, PwC Accountancy Learning Suite and Professorship (X2), (Other Sponsored Activities), \$24,122.00

Accountancy, KPMG LLP, NIU KPMG Innovation Fund in Accountancy, (Other Sponsored Activities), \$3,558.41

Accountancy, KPMG LLP Foundation, NIU KPMG Innovation Fund in Accountancy, (Other Sponsored Activities), \$76,016.96

Accountancy, BKD, LLP, NIU BKD Excellence Fund, (Other Sponsored Activities), \$2,000.00

Biological Sciences, Multiple Individual Donations, (Other Sponsored Activities), \$8,675.00

Biological Sciences, Krueger & Associates Tax and Business Advisory, Inc., NIU Biological Research, (Other Sponsored Activities), \$1,000.00

Chemistry, Takeda California, Various equipment for the biochemistry/protein chemistry and structural biology lab, (Other Sponsored Activities), \$20,442.50

College of Business, Multiple Individual Donations, (Other Sponsored Activities), \$115,353.97

College of Business, American Endowment Foundation, NIU CoB Creativity Lab, (Other Sponsored Activities), \$100,000.00

College of Business, Barsema Community Property Trust, NIU CoB Creativity Lab, (Other Sponsored Activities), \$1,000.00

College of Education, Multiple Individual Donations, (Other Sponsored Activities), \$87,832.50

College of Health and Human Sciences, Multiple Individual Donations, (Other Sponsored Activities), \$1,375.25

College of Liberal Arts and Sciences, Multiple Individual Donations, (Other Sponsored Activities), \$1,500.00

Educational Technology, Research and Assessment, Multiple Individual Donations, (Other Sponsored Activities), \$250.00

Educational Technology, Research and Assessment, American Online Giving Foundation, (Other Sponsored Activities), \$50.00

Engineering Technology, MTH Tool Company, Inc. Jet brand horizontal band saw, (Other Sponsored Activities), \$4,850.00

Finance, Multiple Individual Donations, (Other Sponsored Activities), \$7,000.00

Foreign Languages and Literature, Interpro Translation Solutions, Inc., NIU InterPro Translation Solutions Foreign Language Residence Program Fund, (Other Sponsored Activities), \$1,000.00

Geographical and Atmospheric Sciences, Multiple Individual Donations, (Other Sponsored Activities), \$300.00

History, Multiple Individual Donations, (Other Sponsored Activities), \$10,000.00

Donations, cont.

Management, Multiple Individual Donations, (Other Sponsored Activities), \$5,000.00

Psychology, Multiple Individual Donations, (Other Sponsored Activities), \$100.00

Public Administration, Multiple Individual Donations, (Other Sponsored Activities),
\$1,925.00

School of Health Studies, Multiple Individual Donations, (Other Sponsored Activities),
\$300.00

School of Health Studies, Amita Health, Manual capture solid phase blood bank
instrument, (Other Sponsored Activities), \$300.00

Student Services, Multiple Individual Donations, (Other Sponsored Activities),
\$2,538.17

FISCAL YEAR TOTAL \$511,097.72

Student Financial Aid

Babel, Rebecca, Student Financial Aid, PELL Grant 2017, Department of Education,
\$26,085,224.00

Babel, Rebecca, Student Financial Aid, Student Educational Opportunity Grant (SEOG),
Department of Education, \$836,864.00

Babel, Rebecca, Student Financial Aid, Federal Work Study, Department of Education,
\$966,005.00

FISCAL YEAR FINANCIAL AID TOTAL \$27,888,093.00

Report Notes



Report Notes and Definitions

Annual Report Reporting Period

The **fiscal year (FY)** for NIU is July 1 to June 30. This report includes data for all awards and proposals processed through SPA during the FY 2019 period. An award is considered processed by SPA when it has been reviewed, signed (if necessary), assigned a grant account number, and a SPA notice of award has been sent to the Principal Investigator(s). A proposal is considered processed through SPA after the institutional review and sign off process is complete and the proposal has been submitted to the funding agency.

Definition of Award

An **award** is a funded project for which NIU has received an official notice of award or executed contract from a sponsor requiring the university to undertake a particular activity and for which a deliverable is expected. Awards that provide full funding in the first year of a multi-year project are included in the fiscal year the award was made. Award dollars received from sponsors that provide funding for specific budget periods within a multi-year project (i.e. incremental awards) are included in the fiscal year for which funding is received. Consequently, funding can fluctuate for a department or college depending on how a project is funded. Direct year by year comparisons should always be made with caution.

Definition of Proposal

A **proposal** is a request for external funding support for a particular activity that is routed through SPA. There is no correlation between the proposals and awards in this report.

Intellectual Credit

For projects that have multiple Principal Investigators and Co-Principal Investigators, the total award is allocated to the lead or contact Principal Investigator (PI) and his/her respective home academic unit or center. All other Principal Investigator's and Co-Principal Investigator's participation is indicated with a notation under their home academic unit or center to see the lead or contact Principal Investigator's entry for complete award details.

Research Center Credit

Involvement of a research center or interdisciplinary unit is noted in the individual award sections for each activity type.

Sponsor Types

SPA recognizes five categories of sponsors: federal, state, corporate, public/nonprofit, and foreign. Federal sponsors for proposals and awards include direct federal funding as well as pass-through funding for which U.S. federal dollars come to NIU through a non-federal entity (e.g. state agency or other university). Public/nonprofit sponsors include non-Illinois institutions of higher education, municipalities, civic organizations, as well as non-profit and non-governmental organizations.

Research

Research and development include both basic and applied research activities undertaken in order to increase knowledge – including knowledge of humankind, culture, and society.

Basic Research: Experimental or theoretical work undertaken primarily to acquire new knowledge of the underlying foundations of phenomena or observable facts without any participation or application in mind.

Applied Research: Original investigation undertaken in order to acquire new knowledge to meet a specific, recognized need and to solve practical real-world problems.

Instruction

Instruction defines teaching and training activities of the institution that are intended to elicit some measure of “educational change” in a learner or in a group of learners. Instruction includes all teaching and training activities, whether offered for credit(s) towards a degree or certificate, on a non-credit basis, or through regular academic departments or separate divisions, such as a summer school division or an extension division.

Other Sponsored Activities

These programs include public service programs that bring the various resources and capabilities of NIU to the community to respond to a local need. Other types of sponsored activities include student support programs, testing and evaluation activities that do not meet the definition of research, joint appointment agreements, and some workshop and travel grants.

Sponsored Programs Administration

Annual Report 2019

DeKalb, Illinois 60115

Production: Julie Miller, eRA Data Coordinator, RIPS

Northern Illinois University is an equal opportunity institution and does not discriminate on the basis of race, color, religion, sex, age, marital status, national origin, disability, status based on the Victims' Economic Security and Safety Act (VESSA) or status as a disabled or Vietnam-era veteran. Further, the Constitution and Bylaws of Northern Illinois University provides for equal treatment regardless of political views or affiliation, and sexual orientation. Inquiries concerning application of Title IX, Section 504, and other statutes and regulations may be referred to the Affirmative Action and Diversity Resources Center, 1515 W. Lincoln Highway, DeKalb, IL 60115, telephone 815-753-1118.



Northern Illinois
University