

Sponsored Programs Administration

Annual Report 2017



Northern Illinois
University

Table of Contents

Introduction	3
Awards	4
FY 2017 Funding Quick Facts	5
FY 2017 Awarded Projects	6
Amounts and Number of Awards by Purpose	7
Amounts and Number of Awards by Sponsor.....	8
Awards by College/Unit.....	9
Rankings.....	10
Comparison of FY 2016 and FY 2017	11-13
Amounts Awarded by Purpose	14-16
Amounts Awarded by Sponsor	17-19
Amounts Awarded with Federal Funds.....	20-22
Amounts Awarded with State Funds	23
Amounts Awarded with Corporate Funds	24-28
Amounts Awarded with Public/Non Profit Funds.....	29-35
Amounts Awarded with Foreign Funds.....	36
Research	37
Research Awards by Purpose.....	38
Research Awards by College and Sponsor	39
Research Awards by Department	40-41
Instruction	42
Instruction Awards by College and Sponsor	43
Instruction Awards by Department	44-45
Other Sponsored Activities	46
Other Sponsored Activities Awards by Purpose	47
Other Sponsored Activities Awards by College and Sponsor.....	48
Other Sponsored Activities Awards by Department.....	49-50
FY 2017 Awards Detail	51-70
Expenditures	71
Expenditures by Purpose and Sponsor	72-73
Expenditures by College/Unit	74
Research Expenditures by College	75
Indirect Cost Recovery by Sponsor Type.....	76
Submissions	77
FY 2017 Proposals Quick Facts.....	78
Amounts of Proposals	79
Proposals by College/Unit.....	80
Proposals by Purpose.....	81
Proposals by Source	82
Comparison of FY 2016 and FY 2017 Amounts	83-85
Recognition	86
Presidential Research, Scholarship & Artistry Professors	87
Research and Artistry Recipients	88
PI Academy Mentor Recipients.....	89
Issued Patents.....	90
Individual Research Donations and Financial Aid	91
Report Notes	92
Report Notes and Definitions	93



Introduction

We appreciate your interest in the FY 2017 SPA Annual Report. This past year, 112 faculty and staff secured 307 awards totaling \$25.9 million in external funding. This report details these awards and provides information on faculty and staff proposal submissions valued at \$110 million.

This year, research funding was up 11% over FY 2016 and funding from one of our largest federal agencies, the National Science Foundation (NSF) was up 69.92%. These awards provide critical funding necessary to sustain and grow research across many NIU disciplines and provide research training opportunities for our graduate and undergraduate students.

The caliber and excellence of our diverse programs continues to be evident. This past year, NIU saw funding from public nonprofit sponsors up 39.48% over FY 2016, supporting a wide range of programs including institutional efforts to preserve and make public NIU's literary resources.

Sponsored Programs Administration is proud to recognize the accomplishments of our faculty and staff and we extend our congratulations to those who secured funding support for their research, scholarship, and artistry programs. We are honored to support your work and wish you continued success in your programs. For those of you continuing to seek funding, we look forward to working with you through this process.

Sponsored Programs Administration

Awards



FY 2017 Funding Quick Facts...

Awards – Funding by Activity Type

Research

Applied Research:	\$5,548,834	Average Award:	\$79,269
Basic Research:	\$3,326,434	Average Award:	\$118,801
Equipment:	\$19,832	Average Award:	\$19,832
IPA or Joint Appointment:	\$313,225	Average Award:	\$104,408
Research Training:	\$493,909	Average Award:	\$98,782
Total Research:	\$9,702,234		

Instructional Programs

Instructional Programs:	\$3,904,453	Average Award:	\$37,543
Total Instructional Programs:	\$3,904,453		

Other Sponsored Activities

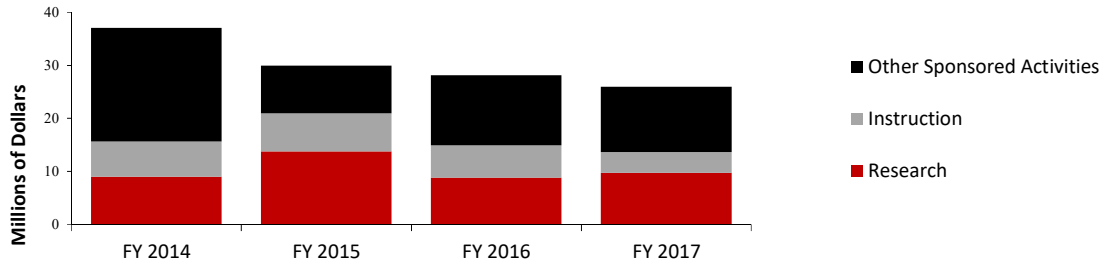
Conference:	\$8,000	Average Award:	\$8,000
Equipment:	\$2,000	Average Award:	\$2,000
IPA or Joint Appointment:	\$382,887	Average Award:	\$95,722
Other:	\$799,480	Average Award:	\$13,106
Public Service:	\$11,006,118	Average Award:	\$393,076
Testing/Evaluation:	\$149,918	Average Award:	\$149,918
Total Other Sponsored Activities:	\$12,348,403		

Total Overall Funding: **\$25,955,090**

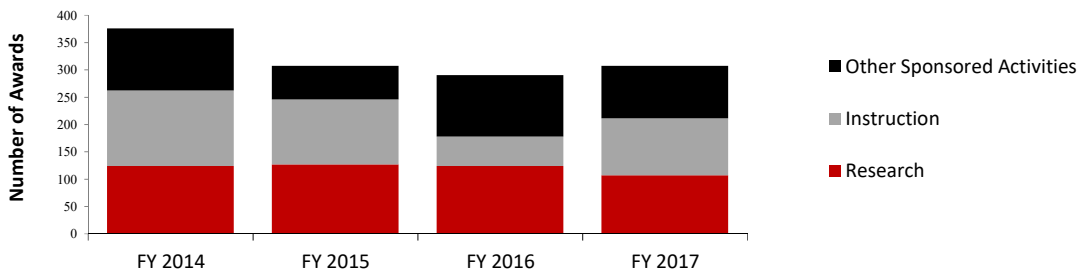
Number of Awards: **307**

Number of faculty/staff serving as Principal Investigator on awarded projects: **112**

FY 2017 Awarded Projects

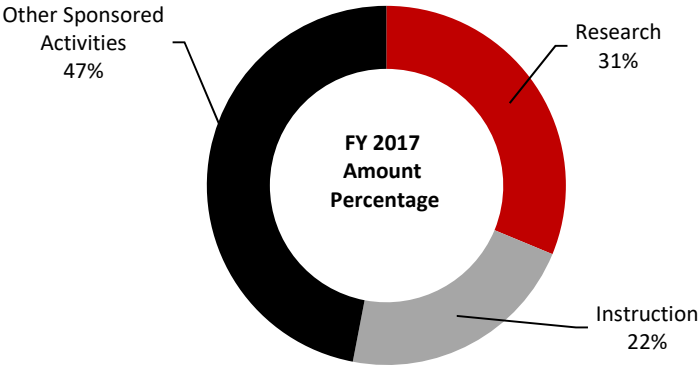


PURPOSE OF FUNDING	FY 2014	FY 2015	FY 2016	FY2017
Research	8,956,937	13,712,855	8,775,544	9,702,234
Instruction	6,679,955	7,202,319	6,122,558	3,904,453
Other Sponsored Activities	21,449,507	8,994,666	13,199,520	12,348,403
Total	37,086,399	29,909,840	28,097,622	25,955,090

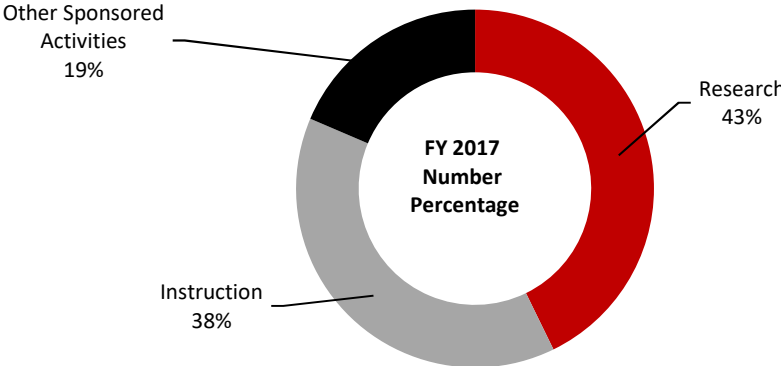


PURPOSE OF FUNDING	FY 2014	FY 2015	FY 2016	FY2017
Research	124	127	124	107
Instruction	138	119	112	104
Other Sponsored Activities	114	61	54	96
Total	376	307	290	307

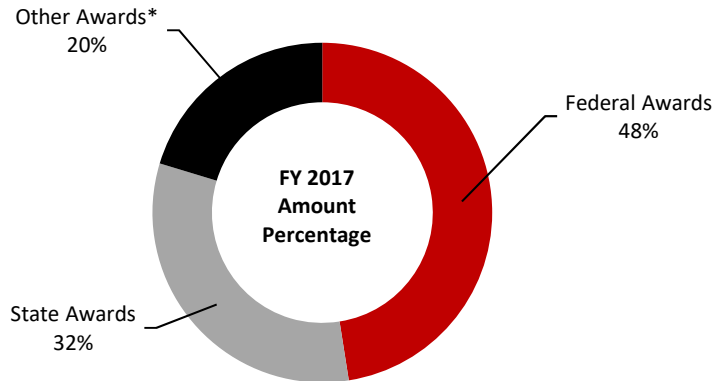
Amounts and Numbers of Awards by Purpose



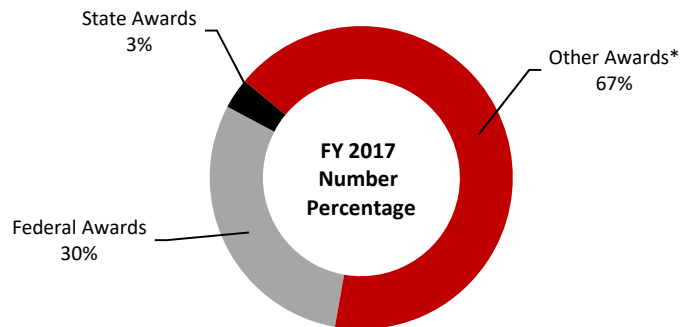
PURPOSE OF FUNDING	Amounts of Awards	Numbers of Awards
Research	9,702,234	107
Instruction	3,904,453	104
Other Sponsored Activities	12,348,403	96
Total	25,955,090	307



Amounts and Numbers of Awards by Sponsor

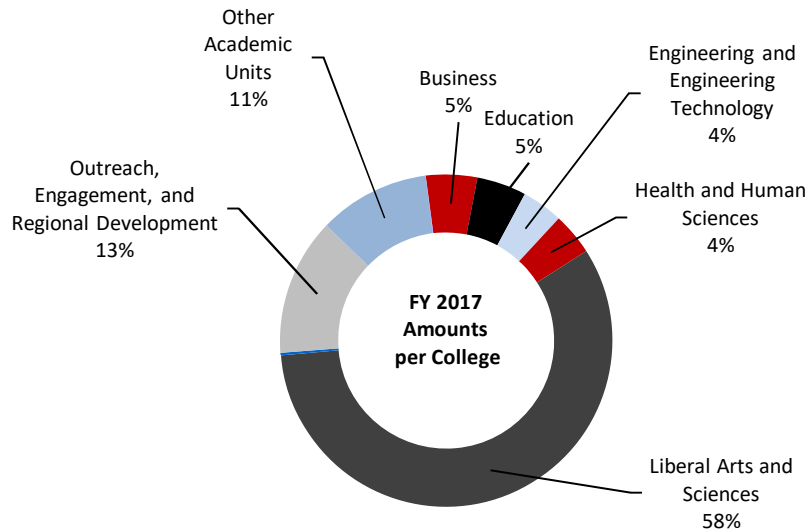


SOURCE OF FUNDING	Amounts of Awards	Numbers of Awards
Federal Awards	12,328,328	92
State Awards	8,352,235	10
Corporate Awards	1,813,812	82
Public/Non-Profit	3,069,347	117
Foreign	391,368	6
Total	25,955,090	307



*Other Awards - (Corporate, Public/Non-Profit, and Foreign)

Awards by College/Unit



COLLEGE/UNIT	FY 2014	FY 2015	FY 2016	FY 2017
Business	1,916,291	1,239,582	1,337,433	1,280,000
Education	2,405,185	3,074,937	1,651,836	1,256,519
Engineering and Engineering Technology	3,301,032	2,948,968	1,270,012	1,040,649
Health and Human Sciences	122,059	770,090	710,995	1,061,556
Law			509,050	
Liberal Arts and Sciences	11,697,053	13,912,323	11,383,805	14,958,920
Outreach, Engagement, and Regional Development	13,724,204	4,621,545	8,663,927	3,458,615
Visual and Performing Arts	69,450	46,206	8,000	73,670
Other Academic Units	3,731,125	3,277,050	2,526,037	2,815,161
Other University Units	120,000	19,139	36,527	10,000
Total	37,086,399	29,909,840	28,097,622	25,955,090

Academic Department Rankings

Rankings	Department/Unit	Dollars	College/Unit
1.	Psychology	7,351,688	Liberal Arts and Sciences
2.	Physics	3,500,893	Liberal Arts and Sciences
3.	Dean's Office	1,280,000	Business
4.	Center for Southeast Asian Studies	1,239,187	Liberal Arts and Sciences
5.	Dean's Office	1,036,103	College of Health and Human Sciences

Non-Academic and Other Unit Rankings

Rankings	Department/Unit	Dollars	College/Unit
1.	Division of Research and Innovation Partnerships, VP's	1,615,316	Division of Research and Innovation Partnerships
2.	Center for Child Welfare and Education	1,258,227	Outreach, Engagement, and Regional Development
3.	Center for Governmental Studies	917,605	Outreach, Engagement, and Regional Development
4.	University Libraries	767,626	University Libraries
5.	Precollegiate Programs	505,120	Outreach, Engagement, and Regional Development

Awards Associated with Centers and Institutes*

Unit	Dollars
Center for Biochemical and Biophysical Studies	275,000
Center for Black Studies	240,000
Center for Burma Studies	24,757
Center for Non-Governmental Leadership and Development	109,371
Center for Secondary Science and Mathematics Education	7,942
Center for Southeast Asian Studies	1,317,497
Center for the Interdisciplinary Study of Language & Literacy	664,106
Center for the Study of Family Violence and Sexual Assault	6,764,051
Institute for Nano Science, Engineering and Technology	366,756
Institute for the Study of Environment, Sustainability and Energy	580,902
Northern Illinois Center for Accelerator and Detector Development	2,999,998

*This section is intended to demonstrate the relationship between Centers and Institutes and current award activity.

Comparison of FY 2016 and FY 2017 Amounts Awarded by Academic and Other Administrative Units

	FY 2016	FY 2017
COLLEGE OF BUSINESS		
Accountancy	4,933	
Dean's Office	1,320,000	1,280,000
Management	12,500	
Total College of Business	1,337,433	1,280,000
COLLEGE OF EDUCATION		
Dean's Office	539,605	740,159
Counseling, Adult and Higher Education		102,000
Educational Technology, Research, and Assessment		
Kinesiology and Physical Education	1,250	500
Leadership, Educational Psychology and Foundations	86,699	53,860
Literacy and Elementary Education	390,200	
Research, Evaluation and Policy Studies	24,082	
Special and Early Education	610,000	360,000
Total College of Education	1,651,836	1,256,519
COLLEGE OF ENGINEERING AND ENGINEERING TECHNOLOGY		
Dean's Office	225,874	85,000
Electrical Engineering	85,003	
Engineering Technology	133,550	370,001
Industrial and Systems Engineering	753,488	343,618
Mechanical Engineering	72,097	242,030
Total College of Engineering and Engineering Technology	1,270,012	1,040,649
COLLEGE OF HEALTH AND HUMAN SCIENCES		
Dean's Office	293,387	1,036,103
Allied Health and Communicative Disorders		1,500
Family, Consumer, and Nutrition Sciences	53,848	10,312
Nursing and Health Studies	363,760	13,641
Total College of Health and Human Sciences	710,995	1,061,556
COLLEGE OF LAW		
Law	509,050	
Total College of Law	509,050	
COLLEGE OF LIBERAL ARTS AND SCIENCES		
Dean's Office	361,940	
Anthropology	134,362	353,802
Biological Sciences	292,612	664,637
Center for Non-Governmental Leadership and Development		
Center for Southeast Asian Studies	1,245,160	1,239,187
Center for the Study of Family Violence and Sexual Assault	979,570	223,010

Comparison of FY 2016 and FY 2017 Amounts Awarded by Academic and Other Administrative Units

	FY 2016	FY 2017
Chemistry and Biochemistry	147,611	458,320
Communication	2,500	
Computer Science	392,932	445,762
Economics	18,396	
English		70,000
External Programming	4,500	
Geographic and Atmospheric Sciences	73,992	49,316
Geology and Environmental Geosciences	315,232	232,603
History	90,507	42,000
Mathematical Sciences		29,265
Philosophy	67,000	32,640
Physics	3,429,370	3,500,893
Political Science	30,000	19,000
Psychology	3,519,146	7,351,688
Public Administration	198,870	153,025
Sociology	11,605	
Statistics	68,500	93,772
Total College of Liberal Arts and Sciences	11,383,805	14,958,920
COLLEGE OF VISUAL AND PERFORMING ARTS		
Dean's Office	8,000	18,500
Art and Design		820
Art Museum		6,800
Music		47,550
Theatre and Dance		
Total College of Visual and Performing Arts	8,000	73,670
OUTREACH, ENGAGEMENT AND REGIONAL DEVELOPMENT		
Center for Child Welfare and Education	1,215,155	1,258,227
Center for Governmental Studies		917,605
Illinois Council on Economic Education	34,276	34,335
Illinois Interactive Report Card	3,471,557	
Motorcycle Safety Project	1,667,482	
Northern Public Radio	257,260	246,539
Office of Education System Innovation	38,767	145,196
Outreach, Engagement and Regional Development	117,009	65,926
Precollegiate Programs	436,320	505,120
Regional Development Institute	1,834,920	285,667
Survey Research Team	27,501	
Total Outreach, Engagement and Regional Development	9,100,247	3,458,615
OTHER ACADEMIC UNITS		
Campus Child Care	504	5,179

Comparison of FY 2016 and FY 2017 Amounts Awarded by Academic and Other Administrative Units

	FY 2016	FY 2017
Career Services	44,505	
Center for Black Studies		
Center for Burma Studies		8,000
Cooperative Education		
Division of Research and Innovation Partnerships, VP	91,023	1,615,316
Environment, Sustainability & Energy	9,000	
Executive Vice President and Provost	1,591,157	40,463
Graduate School, Dean's Office	21,600	43,001
International Program Office		
International Student and Faculty Office	70,660	70,585
International Training Office	249,872	249,991
Student Services		
Student Support Services		
Teacher Certification		
University Libraries	11,396	767,626
University Press		15,000
Total Other Academic Units	2,089,717	2,815,161
OTHER UNIVERSITY UNITS		
Administration and Finance	10,000	10,000
Public Safety	26,527	
Total Other University Units	36,527	10,000
Total	28,097,622	25,955,090

Amounts Awarded by Purpose

	Research	Instruction	Other Sponsored Activities
COLLEGE OF BUSINESS			
Dean's Office		1,280,000	
Total College of Business		1,280,000	
COLLEGE OF EDUCATION			
Dean's Office		740,159	
Counseling, Adult and Higher Education			102,000
Kinesiology and Physical Education		500	
Leadership, Educational Psychology and Foundations	48,714	5,146	
Special and Early Education		360,000	
Total College of Education	48,714	1,105,805	102,000
COLLEGE OF ENGINEERING AND ENGINEERING TECHNOLOGY			
Dean's Office		85,000	
Engineering Technology	370,001		
Industrial and Systems Engineering	210,418	126,200	7,000
Mechanical Engineering	242,030		
Total College of Engineering and Engineering Technology	822,449	211,200	7,000
COLLEGE OF HEALTH AND HUMAN SCIENCES			
Dean's Office	739,105		296,998
Allied Health and Communicative Disorders	1,500		
Family, Consumer, and Nutrition Sciences	10,312		
Nursing and Health Studies	4,000		9,641
Total College of Health and Human Sciences	754,917		306,639

Amounts Awarded by Purpose

	Research	Instruction	Other Sponsored Activities
COLLEGE OF LIBERAL ARTS AND SCIENCES			
Anthropology	328,802		25,000
Biological Sciences	664,637		
Center for Southeast Asian Studies		500,160	739,027
Center for the Study of Family Violence and Sexual Assault	27,592		195,418
Chemistry and Biochemistry	458,320		
Computer Science	445,762		
English	70,000		
Geographic and Atmospheric Sciences	39,000	10,316	
Geology and Environmental Geosciences	232,603		
History	42,000		
Mathematical Sciences	29,265		
Philosophy	32,640		
Physics	3,118,006		382,887
Political Science	19,000		
Psychology	482,172	340,263	6,529,253
Public Administration		153,025	
Statistics	93,772		
Total College of Liberal Arts and Sciences	6,083,571	1,003,764	7,871,585
COLLEGE OF VISUAL AND PERFORMING ARTS			
Dean's Office		18,500	
Art and Design			820
Art Museum			6,800
Music	45,550		2,000
Total College of Visual and Performing Arts	45,550	18,500	9,620
OUTREACH, ENGAGEMENT, AND REGIONAL DEVELOPMENT			
Center for Child Welfare and Education			1,258,227
Center for Governmental Studies		160,125	757,480
Illinois Council on Economic Education		34,335	
Northern Public Radio			246,539
Office of Education System Innovation			145,196
Outreach, Engagement and Information Technologies			65,926
Precollegiate Programs			505,120
Regional Development Institute	250,667		35,000
Total Outreach, Engagement and Regional Development	250,667	194,460	3,013,488

Amounts Awarded by Purpose

	Research	Instruction	Other Sponsored Activities
OTHER ACADEMIC UNITS			
Campus Child Care			5,179
Center for Burma Studies			8,000
Division of Research and Innovation Partnerships	1,584,350	30,966	
Executive Vice President and Provost	40,463		
Graduate School, Dean's Office		43,001	
International Student and Faculty Office			70,585
International Training Office			249,991
University Libraries	61,553	16,757	689,316
University Press			15,000
Total Other Academic Units	1,686,366	90,724	1,038,071
OTHER UNIVERSITY UNITS			
Administration and Finance	10,000		
Total Other University Units	10,000		
Total	9,702,234	3,904,453	12,348,403

Amounts Awarded by Sponsor

	Federal	State	Corporate	Public/Non Profit	Foreign
COLLEGE OF BUSINESS					
Dean's Office		25,000	1,230,000	25,000	
Total College of Business		25,000	1,230,000	25,000	
COLLEGE OF EDUCATION					
Dean's Office				666,463	73,696
Counseling, Adult and Higher Education	102,000				
Kinesiology and Physical Education				500	
Leadership, Educational Psychology and Foundations	53,860				
Special and Early Education	360,000				
Total College of Education	515,860			666,963	73,696
COLLEGE OF ENGINEERING AND ENGINEERING TECHNOLOGY					
Dean's Office			85,000		
Engineering Technology	298,564		71,437		
Industrial and Systems Engineering			302,041	41,577	
Mechanical Engineering	223,553		18,477		
Total College of Engineering and Engineering Technology	522,117		476,955	41,577	
COLLEGE OF HEALTH AND HUMAN SCIENCES					
Dean's Office	663,315	372,788			
Allied Health and Communicative Disorders			1,500		
Family, Consumer, and Nutrition Sciences				10,312	
Nursing and Health Studies	9,641			4,000	
Total College of Health and Human Sciences	672,956	372,788	1,500	14,312	

Amounts Awarded by Sponsor

	Federal	State	Corporate	Public/Non Profit	Foreign
COLLEGE OF LIBERAL ARTS AND SCIENCES					
Anthropology	304,749			49,053	
Biological Sciences	640,107			24,530	
Center for Southeast Asian Studies	1,239,187				
Center for the Study of Family Violence and Sexual Assault	223,010				
Chemistry and Biochemistry	293,511				164,809
Computer Science	445,762				
English				70,000	
Geographic and Atmospheric Sciences				49,316	
Geology and Environmental Geosciences	232,603				
History	42,000				
Mathematical Sciences				29,265	
Philosophy				32,640	
Physics	3,409,583				91,310
Political Science				19,000	
Psychology	702,842	6,521,041		127,805	
Public Administration				153,025	
Statistics			53,772	40,000	
Total College of Liberal Arts and Sciences	7,533,354	6,521,041	53,772	594,634	256,119
COLLEGE OF VISUAL AND PERFORMING ARTS					
Dean's Office				18,500	
Art and Design				820	
Art Museum		6,800			
Music	45,550			2,000	
Total College of Visual and Performing Arts	45,550	6,800		21,320	
OUTREACH, ENGAGEMENT AND REGIONAL DEVELOPMENT					
Center on Child Welfare and Education		1,258,227			
Center for Governmental Studies			41,585	876,020	
Illinois Council on Economic Education				34,335	
Northern Public Radio		23,183		223,356	
Office of Education System Innovation		145,196			
Outreach, Engagement and Regional Development, VP	65,926				
Precollegiate Programs	505,120				
Regional Development Institute	250,667			35,000	
Total Outreach, Engagement and Regional Development	821,713	1,426,606	41,585	1,168,711	

Amounts Awarded by Sponsor

	Federal	State	Corporate	Public/Non Profit	Foreign
OTHER ACADEMIC UNITS					
Campus Child Care				5,179	
Center for Burma Studies				8,000	
Division of Research and Innovation Partnerships, VP	1,615,316				
Executive Vice President and Provost	40,463				
Graduate School, Dean's Office				43,001	
International Student and Faculty Office	70,585				
International Training Office	249,991				
University Libraries	240,423			465,650	61,553
University Press				15,000	
Total Other Academic Units	2,216,778			536,830	61,553
OTHER UNIVERSITY UNITS					
Administration and Finance			10,000		
Total Other University Units			10,000		
Total	12,328,328	8,352,235	1,813,812	3,069,347	391,368

Amounts Awarded with Federal Funds**

	FY 2014	FY 2015	FY 2016	FY 2017
Altarum Institute				296,998
American Indonesian Exchange Foundation				45,550
American Institutes for Research		296,133	4,431	48,714
Applied Material Systems Engineering, Inc.		30,000		
Argonne National Laboratory	924,066	915,165	893,925	640,982
Batelle			91,023	30,966
Bridget 12 Technologies, Inc.	100,000			
Brookhaven National Laboratory		60,000	96,523	157,000
Calabazas Creek Research, Inc.				48,999
Center for Infectious Disease Research		21,738		
Columbia University	67,187	183,657	179,517	11,995
Communities in Schools of Aurora, Inc.	10,500			
Consortium for Ocean Leadership	12,943			
Defense Advanced Research Projects Agency	140,059			
Defense Threat Reduction Agency	5,000			
DeKalb County Court Services			11,605	
Department of Agriculture	15,000	139,359	30,000	30,000
Department of Education	2,454,590	2,407,671	2,433,641	2,029,386
Department of Energy	432,000	1,098,674	424,000	519,000
Department of Homeland Security			388,745	378,911
Department of State	966,562	994,160	803,032	989,018
Department of the Army	25,000			
Educational Testing Service	26,716	15,008		
FAR-TECH, Inc.		50,000		
Fermi National Accelerator Laboratory	366,090	397,775	744,008	643,838
Global Obesity Prevention Center			29,983	
Health Resources and Services Administration/DHHS			99,830	
Hines VA Hospital		20,000	31,423	
Idaho State University		39,682		
Illinois Board of Higher Education	263,000	128,000		
Illinois Campus Compact	1,600			
Illinois Community College Board				44,999
Illinois Department of Healthcare and Family Services			1,766,920	
Illinois Department of Natural Resources				65,275
Illinois Department of Transportation	150,000	17,531	19,027	
Illinois Humanities Council	5,000			
Illinois Institute of Technology	16,170			
Illinois Manufacturing Extension Center	2,046,864	1,700,529	1,591,157	1,624,813
Illinois State Board of Education	1,689,819	468,086	633,434	30,568
Illinois Water Resource Center		8,331		
Institute of International Education	2,000	62,706		70,585

Amounts Awarded with Federal Funds**

	FY 2014	FY 2015	FY 2016	FY 2017
Institute of Museum and Library Services		150,000		240,423
Invictus Medical, Inc.		129,999		
Kane County Health Department				
Kansas State University	220,000	270,000	551,199	149,918
LaSalle County Regional Office of Education			55,874	
Learning Partnership	54,706	57,315		
Los Alamos National Laboratory				37,000
Medical College of Wisconsin	32,000			
National Aeronautics and Space Administration	101,258	96,971		
National Endowment for the Arts	10,000			
National Endowment for the Humanities	157,139	195,000		
National Institute of Allergy and Infectious Diseases/NIH DHHS	356,130			
National Institute of Child Health and Human Development/NIH/DHHS			428,371	
National Institute of Mental Health/NIH/DHHS	461,165			
National Institute of Standards & Technology/Technology Administration/DOC	1,208,291	1,181,467	8,875	
National Institute on Minority Health and Health Disparities/NIH/DHHS		198,494	173,089	
National Institutes of Health/DHHS	73,500	446,900		
National Science Foundation	2,556,188	1,894,637	1,604,866	2,727,053
Natural Resources Conservation Service/USDA			15,000	
New York University				50,268
New-York Historical Society				42,000
Northeastern University	43,000	10,739		
Northwestern University		345,923	264,101	772,905
Ohio State University	10,000			
ProvotonVDA Inc				209,000
Quality Quest for Health of Illinois, Inc.		42,000		
RadiaBeam Technologies, LLC		58,915		49,166
Rockford Region Economic Development		10,395		
Salus University	32,324	32,600		
School District #33, West Chicago		31,500		
Southern Illinois University at Edwardsville	16,994	15,437	12,268	5,146
Substance Abuse & Mental Health Services Admin.				102,000
Temple University				7,942
TERC	19,200			
U.S. Army Institute for the Behavioral and Social Sciences (ARI)	80,000	60,000		

Amounts Awarded with Federal Funds**

	FY 2014	FY 2015	FY 2016	FY 2017
U.S. Army Medical Department	112,291	224,582	4,933	
U.S. Fish & Wildlife Service/Dept of the Interior	39,410			111,002
U.S. Geological Survey/Department of the Interior		90,000		
Universities Research Association, Inc.		23,000		
University of Chicago			38,863	19,832
University of Illinois at Chicago		17,839	17,929	15,284
University of Kansas	43,113			
University of Minnesota	17,796	49,999	27,501	
University of Nevada, Las Vegas	60,812	72,365		
University of Notre Dame		29,280	12,840	12,840
University of Washington		20,974	22,994	23,452
Vietnam Education Foundation			56,580	
Washington University	34,025			
Winnebago County Regional Planning & Development				45,500
Total	15,459,508	14,810,536	13,567,507	12,328,328

**Includes flow through funding

Amounts Awarded with State Funds**

	FY 2014	FY 2015	FY 2016	FY 2017
Attorney General			509,050	
Chapin Hall		8,463		
Chicago Trading Company		25,000		
Department of Children and Family Services	4,126,587	4,256,204	4,150,674	7,779,268
Department of Human Services	7,521,000			
Department of Public Health	413,645	2,752,684	361,940	372,788
Department of Transportation	1,345,926	1,494,076	1,667,482	
Illinois Arts Council	6,550	115,200	9,520	6,800
Illinois Board of Higher Education	129,852	155,562		
Illinois Emergency Management Agency	211,316			
Illinois Main Street	53,000			
Illinois Nature Preserves Commission	9,900			
Illinois State University			15,000	
Kenneth Young Center	40,000	38,000		
State Board of Education	717,764	346,554	3,010,181	145,196
State Library	35,633	28,273	23,183	23,183
Southern Illinois University at Edwardsville	13,916			
University of Illinois at Chicago		7,581	32,929	25,000
University of Illinois at Urbana-Champaign	198,437			
Total	14,823,526	9,227,597	9,779,959	8,352,235

**Includes flow through funding

Amounts Awarded with Corporate Funds

	FY 2014	FY 2015	FY 2016	FY 2017
21st Century	10,850			4,850
3M Corporation	121,320			
720 Worldwide, Inc.		25,000		
Abbott Laboratories Fund	23,500			
Abbott Nutrition		10,000	10,000	
AbbVie Inc.	41,000	107,079	41,000	63,772
Accertify, Inc.	23,500	25,000		
Ace Hardware			10,000	
Advantage Bearing Technologies				25,000
AGCO Corp.	48,500	25,000		
ALCAT Worldwide	14,469			
Alligatortek				25,000
American Express	29,000		75,000	25,000
Aon Hewitt	58,000			
Applied Material Systems Engineering, Inc.	24,000	12,000		
Arcelor Mittal		25,000	25,000	
AST Corporation		25,000	25,000	
Astellas Pharma Global Development			25,000	25,000
AT&T			25,000	25,000
ATI Physical Therapy			25,000	25,000
Aurora Metals Division, LLC		12,000		6,000
Aurora Specialty Textiles Group, Inc.				7,000
Austin-Westran	6,000			
Auto Truck Group			25,000	25,000
Baxter Health Care Corporation			25,000	
Baxter International, Inc.				25,000
Bergstrom, Inc.		25,000	25,000	
Bose		28,280		
Burgess-Norton Manufacturing Company				25,000
Cadence Health System		8,875		
Callahan Mechanical Sales, Inc.		25,000		
Capstone Worldwide, Inc.	25,000			
CareerBuilder				35,000
Career Education Corp.	23,500			10,000
Caterpillar, Inc.	154,201	447,335	457,062	
CDW Corporation	23,500			
Cell Science Systems		15,000		
Century Aluminum		25,000	25,000	
Chalmers St. Consulting				15,832
ChemNova Technologies, Inc.		60,000	20,000	
Chicago Trading Company	25,000			
CIGNA		25,000	25,000	
CitiBank			25,000	25,000
Colgate-Palmolive Company		10,000	20,000	
CompuCom Systems, Inc.	29,000			

Amounts Awarded with Corporate Funds

	FY 2014	FY 2015	FY 2016	FY 2017
Consumer Electronics Distributors, Inc.	23,500			
Corrosion Monitoring Services, Inc.			25,000	25,000
CPR Cell Phone Repair	29,000			
Cristal Metals				10,563
CST Storage	6,000			
CVS Caremark	54,000	25,000		
Danze, Inc.	25,000	25,000		
Daubert Chemical Company, Inc.		7,000	14,000	7,000
Discover Financial Services	29,000		50,000	50,000
Diversity Connected	25,000	25,000		
DoAll Sawing Products	975			
Do It Best Corporation		10,000		
Driv-Lok, Inc.	14,219			2,000
Dunlee, A Division of Philips Healthcare	12,000	33,000		
Echo Global Logistics	25,000	25,000		
Edward Don & Company	29,000			
Elgin Industries				55,331
Elkay Manufacturing				25,000
ELS Educational Services, Inc.	10,000	10,000	10,000	10,000
Engineering Plus, LLC	25,000	25,000		
Equipment Depot			25,000	25,000
F&I Administration Solutions	23,500			
Faurecia	10,000			
Federal Signal Corporation		25,000	25,000	
Fiat Chrysler Automobile			25,000	25,000
FMC Technologies	23,500			
FONA International, Inc.			49,143	
Fresenius Medical Care			25,000	25,000
Fromm International	58,000			
Fusion Sports Center	25,500			
Future Energy Systems				68,437
General Motors Company	55,000	55,000		
Gold Eagle				25,000
Gri Engineering & Development, LLC			25,000	25,000
Hamilton Sundstrand Corporation	25,000	29,999		
HNTB Corporation				25,000
HR Green	17,495			
Hyster Corporation				25,000
Ideal Industries, Inc.			4,395	
Image Industries, Inc.			24,542	
Indak Manufacturing, Inc.	23,500			
Insurance Auto Auctions, Inc.		10,000		
Invigorate Corporation		25,000	25,000	
Ipsen, Inc.	29,000	25,000	25,000	
Iris Mobile				

Amounts Awarded with Corporate Funds

	FY 2014	FY 2015	FY 2016	FY 2017
Ismile Technologies, LLC		25,000	25,000	
ITW, Inc.	23,500			
Jewel-Osco		10,000		10,000
Justrite Manufacturing Company	29,453	21,299		
Kerry Group			25,000	25,000
Key Reversal Trading, Inc.		25,000	25,000	
Knaack LLC	20,000	10,000		
Lenze Americas		25,000	25,000	
Levenfeld Pearstein, LLC				25,000
Linde Gas			25,000	25,000
Line Craft, Inc.	23,500			
Liquitech, Inc.	17,130			
Lorin Industries	7,010			
LSVT Global, Inc.				1,500
MacLean-Fogg Company	23,500			
Mars Chocolate	47,000			
MC Consulting, Inc.		39,700		
McDonald's Corporation	10,000	10,000		
McKesson Corporation			25,000	
Medikmark Inc.			72,326	41,370
Medline Industries				20,000
Midwest Bone & Joint Institute			25,000	25,000
Mi-Jack Products, Inc.		11,012		
Mitsuboshi Belting Ltd.				25,000
MKD Electric	29,000			
Mondelez International		25,000	25,000	
Moore Glass	1,250			
Morgan Stanley	29,000			
Motorola Solutions		25,000	25,000	
National Express		25,000	25,000	
Navistar Defense, LLC	23,500			
Navistar Inc.	110,000	125,000	145,000	85,000
Navitus Health Solutions	25,000	25,000		
Nestle Brands Company				36,869
Northern Illinois IMG Sports Marketing	10,000			
Oracle Corporation			25,000	25,000
OrthoIllinois				25,000
O'Toole Associates, LLC				7,800
Parent Petroleum			10,000	10,000
PCI, Inc.		25,000		
PetAg, Inc.	1,200			
Pearson, PLC			25,000	25,000
Pentair, Inc.			25,000	25,000
Physicians Immediate Care	23,500			
Plano Synergy			10,000	

Amounts Awarded with Corporate Funds

	FY 2014	FY 2015	FY 2016	FY 2017
PPG Aerospace	23,500			
Precast/Prestressed Concrete Institute	25,000			
Premier Crop Systems		20,000	15,000	
PricewaterhouseCoopers	10,000		25,000	25,000
Prince Castle LLC		10,000		
Private Sponsor	20,000	31,361		
Quality Fabricators, Inc.		23,989	27,139	
Radco Industries, Inc.	25,000	25,000		
Rand McNally				25,000
Rasmussen College, Inc.	23,500			
Raynor Worldwide	15,000			
Rexam Beverage Can	25,000	25,000		
RTS Packaging LLC			25,000	25,000
Ruth M. Rothstein CORE Center			25,000	
Safe-T-Sense	25,000	25,000		
Scot Forge			10,000	10,000
Sears Holding Corporation	170,000			
Siemens EA Inc.	47,000			
Sikich, LLP				4,885
Six-Sigma	64,500	69,000	92,500	67,200
Southern Wine & Spirits			25,000	25,000
SPX Flow				14,000
SPX Hydraulic Technologies	46,986	25,742		
SRS Distribution Incorporated				25,000
Suncast Corporation				7,000
SunCoke Energy	23,500			
Susan Myket, Ph.D. & Associates	16,708	35,155	33,415	
Symbiotic, Inc.		2,150	2,150	
Tate & Lyle			25,000	25,000
TCF Inventory Finance		25,000	25,000	
Tebala Shriners		10,000		
Tek Pak, Inc.		30,000		
Tezzaron Semiconductor, Corp.	30,000	10,000		
Thermo Fisher Scientific	29,000			
Toczycki Law Office			25,000	
True Value Hardware	10,000			
Trustmark Insurance				25,000
ULTA, Inc.		25,000		
Underwriter Laboratories	23,500			
United Airlines		25,000	25,000	
United Technologies Corporation			35,068	
Universal Health Services			25,000	25,000
Upstaging, Inc.				7,914
US Foods, Inc.	23,500			
UTC Aerospace Systems		24,570	25,000	50,000

Amounts Awarded with Corporate Funds

	FY 2014	FY 2015	FY 2016	FY 2017
Valspar Corporation	23,500			25,000
Vantage Leadership Consulting			10,442	
Village of Lemont			15,400	
VIP Research and Evaluation				17,050
Viskase Companies, Inc.	25,000	25,000		
Voxel, Inc.		34,707		
Waste Management		25,000		
Wells Lamont LLC				25,000
WestRock			17,924	
Wiss, Janney, Elstner Associates, Inc.			25,000	25,000
Woods Equipment Company		6,000		
Woodward Governor Company			7,000	
Woodward, Inc.				52,439
Worlds of Wisdom, LLC	29,000			
W.W. Grainger	29,000			
Xerox Care Integration Services				25,000
Xerox Corporation				25,000
XL Academics	13,280			
XSPORT Fitness			10,000	
Xylem			7,000	
Total	2,528,546	2,250,253	2,380,506	1,813,812

Amounts Awarded with Public/Non-Profit Funds

	FY 2014	FY 2015	FY 2016	FY 2017
Alexian Brothers - St. Alexius Medical Center	13,958		9,835	
Alexian Brothers Medical Center	11,310		9,835	
Altrusa Club of DeKalb-Sycamore, Illinois			400	
American Chemical Society	100,000			
American Council of Learned Societies				70,000
American Educational Research Association			2,500	
American Library Association		3,500		
American Nurses Foundation			4,207	
American Planning Association				41,873
American Psychological Association			1,000	9,212
American Psychological Foundation				20,000
American Speech-Language-Hearing Foundation		10,000		
American Water Works Association	10,000			
Arts Alliance Illinois	20,000			
Asia Foundation				8,000
Batavia Public Library District	34,920			
CASA DeKalb County, Inc.				29,440
Casualty Actuarial Society (CAS)	18,000		12,500	
Center for Rural Strategies	2,500			
Center for the Study of Federalism		12,668		
CGH Medical Center		4,600		
Charles G. Koch Charitable Foundation	4,000	11,000	30,000	19,000
Chicago Rockford International Airport	5,400			
Chicago Zoological Society				1,500
Christianity Today	23,500			
City of Batavia				9,800
City of Chicago				2,000
City of DeKalb	840	12,086	26,040	9,800
City of Dixon	50			
City of Elgin	1,495			
City of Elmhurst				9,480
City of Geneva			26,000	
City of Highland Park		18,118		
City of Janesville	27,500			
City of Joliet	15,000			
City of Lake Forest	31,938			
City of Lincoln	2,500			
City of Montgomery		21,840		
City of Park Ridge				9,850
City of Peoria				9,950
City of Rochelle			3,039	
City of Rock Island	7,500			
City of Sandwich				4,050
City of St. Charles				4,800

Amounts Awarded with Public/Non-Profit Funds

	FY 2014	FY 2015	FY 2016	FY 2017
City of Yorkville		27,300		910
Civic Leadership Academy	6,000			26,028
Civic Orchestra, The		5,106		
Clearbrook				1,652
CME Group Foundation		13,900		
College of Lake County	102,500	102,000	51,000	34,000
Columbia College	50			
Columbus Zoo		5,000		
Communities in Schools of Aurora, Inc.			20,992	
Community Consolidated School District #15		17,031		
Community Coordinated Child Care	16,000			5,179
Community Economic Development Association of Michigan	500			
Conservation International	5,000			3,000
Consortium for Educational Change		20,488		
Cook County	95,560			
Corporation for Public Broadcasting		471,820	224,557	223,356
Council on Library and Information Resources				448,893
County of Grundy	10,000			
DeKalb Chamber of Commerce				21,720
DeKalb County				20,229
DeKalb County Community Foundation	10,745	38,549	18,854	2,820
DeKalb County Court Services	21,408	21,408	21,408	21,408
DeKalb County Economic Development Corporation	10,089	10,164	10,164	10,316
DeKalb County Mental Health Board				5,000
Delnor Community Hospital	11,310			
Dunham Fund			19,750	
DuPage County Health Department				4,775
DuPage Federation on Human Services Reform				948
Earhart Foundation	20,000			
Econ Illinois	21,596		34,276	34,335
Elgin Area Chamber of Commerce	75			
Elgin Community College				8,500
Ely Lamda Alpha				38,880
Eppley Foundation for Research, Inc.			23,008	
Evolving Earth Foundation			3,000	
Exceptional Children Have Opportunities (ECHO)		13,216		
Friends of Nachusa Grasslands		750	2,000	
Genoa-Kingston Community Unit School District 424		35,008	17,977	
Great Lakes Athletic Trainers' Association (GLATA)			1,250	
Greenville Zoo			1,000	
Grundy County Economic Development	575			
Hanover Township	2,990			
Harper College	16,000			10,000

Amounts Awarded with Public/Non-Profit Funds

	FY 2014	FY 2015	FY 2016	FY 2017
Highland Community College	4,000			
Huntley Area Public Library District				8,000
ICMA's Governmental Affairs and Policy Committee	5,000			
iFiber		68,000	68,000	35,000
Illinois Association for Health, Physical Education, Recreation and Dance				500
Illinois Association of Environmental Professionals		1,000	500	
Illinois Association of School Business Officials	345,500	406,500	401,500	399,917
Illinois Chamber of Commerce	33,875			
Illinois City/County Management Association	124,574			153,125
Illinois Clean Energy Community Foundation	120,000			
Illinois Comprehensive Musicianship Through Performance			8,000	18,500
Illinois Critical Access Hospital Network	1,000			
Illinois Humanities Council	4,500		2,500	
Illinois Institute for Local Government	24,000			
Illinois Institute for Rural Affairs				5,000
Illinois Local Government Lawyers Association				28,121
Illinois Mathematics and Science Academy				6,000
Illinois Municipal League				8,000
Illinois Network of Child Care Resource & Referral Agencies		117,000		
Illinois Public Employer Labor Relations Association				13,281
Illinois Rural Health Network	195,240	146,217		
Illinois Student Assistance Commission				35,000
Illinois Valley Area Chamber of Commerce and Economic Development	3,500			
Indiana University				1,000
International Reading Association	7,700			
International Waldenström's Macroglobulinemia Foundation	113,981			
Invest Aurora				16,170
Iowa State University	4,438	4,510		
Japanese Chamber of Commerce and Industry of Chicago		5,041		
JG Cook Memorial Library	7,500			
Joliet Junior College		25,000	25,000	
Kane County Court Services		5,000		
Kane County Health Department		14,633		10,800
Kildeer Countryside Community Consolidated School District 96			46,000	138,000
Kishwaukee Community Hospital	8,354		15,000	
Kishwaukee Health System	13,958		15,000	6,613
Kreider Services, Inc.		64,500	18,700	18,700

Amounts Awarded with Public/Non-Profit Funds

	FY 2014	FY 2015	FY 2016	FY 2017
Lake County				22,500
Lake County Chiefs of Police Association	2,352			
Lake County Forest Preserve District	30,296	40,663	177,012	23,530
Linden Oaks Hospital	22,650			
Little City of Palatine	7,920		16,170	2,695
LivingRite the Center for Behavioral Health			15,000	
Local Government News	8,900			
Logan County Family & Children First Council	27,310			
Love Christian Clearinghouse	175			
Luce (Henry) Foundation, Inc.			20,000	
McDonald (Ronald) House Charities	7,500			15,798
McHenry County	3,000			14,900
McHenry County College				8,500
McHenry County Mental Health Board	1,532			
McKnight Foundation	120,000			25,000
Midwest Leadership Academy	2,160			9,725
Motorola Foundation	40,000	50,000	100,000	
Muslim Student Association	1,714			
Naperville Area Chamber of Commerce	29,000			16,303
National Academy of Education			70,000	
National Communication Association		6,912		
National Geographic Society	12,000		23,520	19,553
National Ground Water Association Research and Educational Foundation			5,000	
National Humanities Center				32,640
National Safety Education Center	704,350			
National Socio-Environmental Synthesis Center		25,000		
Nature Conservancy		7,000	9,000	
North Central Illinois Council of Governments	29,500			
Northern Illinois Food Bank		20,100	50,048	10,312
Northern Illinois Workford Alliance				40,830
Northwestern Medicine				2,000
Northwestern University		10,333		39,577
Oakton Community College				8,500
Ohio State University	10,000			
Opportunity House, Inc.	12,314	12,314	12,314	
Oregon Health and Science University				22,265
OSF HealthCare			29,286	
Polyurethane Manufacturers Association	5,000			
Primate Conservation, Inc.		1,500	1,400	
Princeton University			50,078	
Rockford Regional Health Council				45,000
Rural Partners	5,000			
Rutgers, the State University of New Jersey		7,464		

Amounts Awarded with Public/Non-Profit Funds

	FY 2014	FY 2015	FY 2016	FY 2017
Save a Vet	4,000			
Schaumburg Fire Department				15,000
Schaumburg Township				7,500
School District # 31, West Northfield	58,500	58,500		
School District # 33, West Chicago	45,000			
School District # 33C, Homer CC				13,227
School District # 50, Harvard				40,000
School District # 86, Joliet	60,888	30,444	30,444	
School District # 88, Plano	35,000			
School District # 154, Wolcott School, Thornton		9,461		
School District # 155, Community High School	33,000			
School District # 202, PORTA	4,900			
School District # 205, Rockford				54,546
School District # 211, Township High	54,000			
School District # 303, St. Charles	27,796	27,796	23,321	
School District # 365U, Valley View, Romeoville		5,177		
School District # 401, Elmwood Park	80,000			
School District # 425, Indian Creek	17,031	17,031	35,954	
School District # 428, DeKalb Community Unit		17,977		17,977
Sheltered Village, Inc.	20,668	20,668	20,668	20,668
Sherman Hospital	19,835		9,835	
Sigma Theta Tau International		4,000	3,000	4,000
Sigma Xi				1,000
Simons Foundation		7,000		7,000
Society for the Teaching of Psychology	1,500			
Society of Actuaries				40,000
Society of Woman Geographers	12,000			
Society for Human Resource Management		69,292		
Society for the Scientific Study of Religion		5,000		
South Suburban Mayors and Managers Association	135,130			2,825
Southwestern Illinois College	19,800			
Special Education District of Lake County (SEDOL)				4,950
Sport Management Leadership Foundation	4,500	4,500		
St. Charles Public Library				16,045
Stephenson County				9,350
Sycamore Chamber of Commerce	3,520			
Tanzania Development Support		27,400		10,500
The Administrators of the Tulane Educational Fund (Tulane University of Louisiana)			67,000	
The Field Museum	3,000			
Tribeca Flashpoint Media Arts Academy	29,000			
Township of Sugar Grove	1,500			
Two Rivers Head Start		10,000		
Universities Research Association, Inc.	27,126		15,000	

Amounts Awarded with Public/Non-Profit Funds

	FY 2014	FY 2015	FY 2016	FY 2017
University of Georgia				15,000
University of Notre Dame	45,000			
University of Washington			11,396	16,757
VentureWell		5,000	12,500	
Village of Algonquin			13,800	32,340
Village of Antioch				13,200
Village of Bannockburn	33,264			
Village of Bartlett				17,480
Village of Beach Park	4,750			
Village of Berkeley				3,800
Village of Campton Hills		15,400		
Village of Carol Stream	42,442	26,452	33,828	39,000
Village of Dolton				3,850
Village of Downers Grove	16,896			
Village of Elk Grove		16,170		
Village of Glencoe	7,750			
Village of Glen Ellyn	27,720		16,170	16,170
Village of Glenview		33,600		25,000
Village of Hanover Park	6,950			
Village of Hoffman Estates				24,780
Village of Itasca		19,800	16,170	
Village of Kenilworth	27,720			
Village of Lake in the Hills	4,750			
Village of Lake Zurich	10,237			
Village of Libertyville				16,750
Village of Lincolnwood	22,176			
Village of Lisle	5,250			
Village of Morton Grove	35,112			
Village of Mundelein	25,200			
Village of North Aurora			25,348	7,750
Village of Oswego	21,120			11,750
Village of Park Forest	4,420			
Village of Pingree Grove	4,900			
Village of Roselle	6,750			
Village of Schaumburg	29,000			
Village of Shabbona				11,000
Village of Shorewood				7,150
Village of Western Springs		5,535	7,380	
Village of Woodridge			15,400	
Visiting Nurse Association of Fox Valley			43,995	
Waubonsee Community College			45,682	43,001
West Chicago School District #33	8,355			
West Virginia University Research Corporation	10,000			
Whiteside County Economic Development	2,000			3,000

Amounts Awarded with Public/Non-Profit Funds

	FY 2014	FY 2015	FY 2016	FY 2017
William Rainey Harper College	85,000	17,000		
Wisconsin City/County Management Association	43,250			54,922
YMCA of Metro Chicago	25,000	25,000		
Total	4,033,308	2,392,442	2,200,511	3,069,347

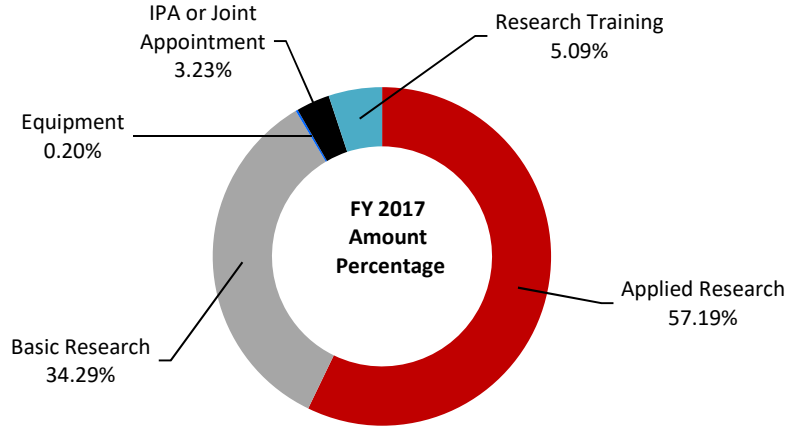
Amounts Awarded with Foreign Funds

British Library	61,553
CERN	80,000
Ion Beam Applications, SA	11,310
Miaoli County Government Education Department, Taiwan	73,696
Tokyo Ohka Kogyo Co., LTD	164,809
Total	391,368

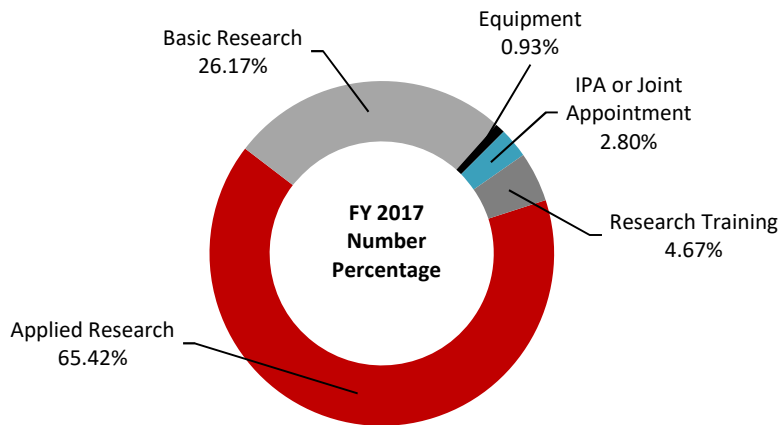
Research



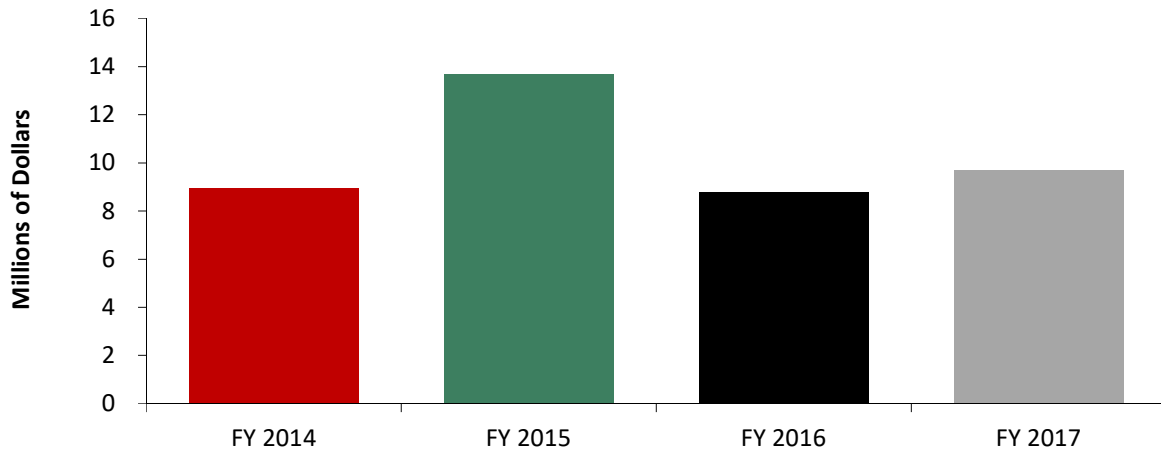
Research Awards by Purpose



PURPOSE OF FUNDING	Amount of Awards	Number of Awards
Applied Research	5,548,834	70
Basic Research	3,326,434	28
Equipment	19,832	1
IPA or Joint Appointment	313,225	3
Research Training	493,909	5
Total	9,702,234	107



Research Awards by College and Sponsor



College Comparison

COLLEGE/UNIT	FY 2014	FY 2015	FY 2016	FY 2017
Business	132,291	224,582	4,933	
Education	202,415	303,833	78,181	48,714
Engineering and Engineering Technology	2,093,663	2,563,161	839,085	822,449
Health and Human Sciences	15,239	614,303	672,913	754,917
Law				
Liberal Arts and Sciences	413,645	2,751,076	361,940	
Life, Physical and Mathematical Sciences	5,018,459	3,974,162	4,207,576	5,081,365
Social Sciences	925,518	1,204,994	882,235	1,002,206
Visual and Performing Arts	50,400			45,550
Outreach Engagement, and Regional Development	17,796	170,655	27,501	250,667
Other Academic Units	87,511	1,906,089	1,691,180	1,686,366
Other University Units			10,000	10,000
Total	8,956,937	13,712,855	8,775,544	9,702,234

FY 2017 Research Awards by Sponsor

Sponsor	Amount	Amount Percentage	Number of Awards	Number Percentage
Federal	8,332,370	85.88%	67	62.62%
State	372,788	3.84%	1	0.93%
Corporate	326,027	3.36%	15	14.02%
Public/Non-Profit	353,377	3.64%	20	18.69%
Foreign	317,672	3.27%	4	3.74%
Total	9,702,234	100.00%	107	100.00%

Research Awards by Department

	FY 2014	FY 2015	FY 2016	FY 2017
COLLEGE OF BUSINESS				
Accountancy	132,291	224,582	4,933	
Total College of Business	132,291	224,582	4,933	
COLLEGE OF EDUCATION				
Kinesiology and Physical Education			1,250	
Leadership, Educational Psychology and Foundations	180,799	296,133	74,431	48,714
Literacy Education	7,700	7,700	2,500	
Research, Evaluation and Policy Studies	13,916			
Total College of Education	202,415	303,833	78,181	48,714
COLLEGE OF ENGINEERING AND ENGINEERING TECHNOLOGY				
Dean's Office	164,199	85,052		
Electrical Engineering	66,922	139,999	35,003	
Engineering Technology	145,416	180,511	130,511	370,001
Industrial and Systems Engineering	367,585	636,457	611,988	210,418
Mechanical Engineering	1,349,541	1,521,142	61,583	242,030
Total College of Engineering and Engineering Technology	2,093,663	2,563,161	839,085	822,449
COLLEGE OF HEALTH AND HUMAN SCIENCES				
Dean's Office		285,441	293,387	739,105
Allied Health and Communicative Disorders		10,000		1,500
Family, Consumer, and Nutrition Sciences	15,239	45,100	50,048	10,312
Nursing and Health Studies		273,762	329,478	4,000
Total College of Health and Human	15,239	614,303	672,913	754,917
COLLEGE OF LIBERAL ARTS AND SCIENCES				
Dean's Office	413,645	2,751,076	361,940	
Anthropology	145,176	97,473	114,362	328,802
Biological Sciences	568,305	699,049	236,032	664,637
Center for Non-Governmental Leadership and Development		16,650		
Center for the Study of Family Violence and Sexual Assault	220,000		478,371	27,592
Chemistry and Biochemistry	867,187	113,480	127,611	458,320
Communication		6,912		
Computer Science	759,063	532,460	392,932	445,762
Economics			18,396	
English	50,400			70,000

Research Awards by Department

	FY 2014	FY 2015	FY 2016	FY 2017
Geographic and Atmospheric Sciences	235,831	151,754	63,828	39,000
Geology and Environmental Geosciences	406,736	709,958	315,232	232,603
History	50,400		90,507	42,000
Mathematical Sciences	272,112	7,000		29,265
Philosophy	45,000	22,237	67,000	32,640
Physics	1,846,236	1,760,461	3,044,441	3,118,006
Political Science	24,000	11,000	30,000	19,000
Psychology	374,372	1,033,054	71,994	482,172
Public Administration		12,668		
Sociology	16,170	5,000	11,605	
Statistics	62,989		27,500	93,772
Total College of Liberal Arts and Sciences	6,357,622	7,930,232	5,451,751	6,083,571
COLLEGE OF VISUAL AND PERFORMING ARTS				
Art and Design	50,400			
Music				45,550
Total College of Visual and Performing Arts	50,400			45,550
OUTREACH, ENGAGEMENT, AND REGIONAL DEVELOPMENT				
Center for Governmental Studies		78,656		
Regional Development Institute				250,667
Survey Research Team	17,796	91,999	27,501	
Total Outreach, Engagement, and Regional Development	17,796	170,655	27,501	250,667
OTHER ACADEMIC UNITS				
Administration and Finance			10,000	10,000
Division of Research and Innovation Partnerships			91,023	1,584,350
Environment, Sustainability & Energy		192,060	9,000	
International Programs Office	10,000	10,000		
Executive Vice President and Provost		1,700,529	1,591,157	40,463
University Libraries	77,511	3,500		61,553
Total Other Academic Units	87,511	1,906,089	1,701,180	1,696,366
Total Research	8,956,937	13,712,855	8,775,544	9,702,234
Total Funding	36,596,129	29,909,840	28,097,622	25,955,090

Instruction



Instruction by College and Sponsor



College Comparison

COLLEGE/UNIT	FY 2014	FY 2015	FY 2016	FY 2017
Business	1,784,000	1,015,000	1,332,500	1,280,000
Education	1,486,836	2,292,304	1,161,873	1,105,805
Engineering and Engineering Technology	1,102,369	228,600	317,374	211,200
Health and Human Sciences	102,820	155,787	2,150	
Law				
Liberal Arts and Sciences	608,111	1,486,457	1,565,907	1,003,764
Visual and Performing Arts		5,106	8,000	18,500
Outreach, Engagement, and Regional Development	1,367,522	1,494,076	1,701,758	194,460
Other Academic Units	228,027	524,989	32,996	90,724
Other University Units				
Total	6,679,685	7,202,319	6,122,558	3,904,453

FY 2017 Instruction Awards by Sponsor

Sponsor	Amount	Amount Percentage	Number of Awards	Number Percentage
Federal	1,137,942	29.14%	7	6.73%
State	25,000	0.64%	1	0.96%
Corporate	1,446,200	37.04%	62	59.62%
Public/Non-Profit	1,221,615	31.29%	32	30.77%
Foreign	73,696	1.89%	2	1.92%
Total	3,904,453	100.00%	104	100.00%

Instruction Awards by Department

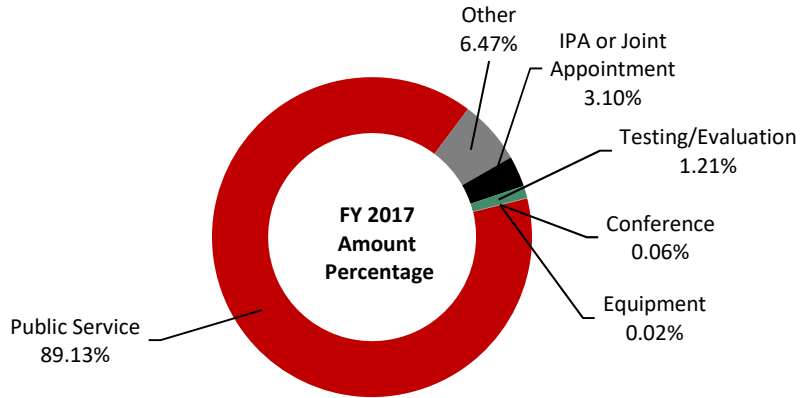
	FY 2014	FY 2015	FY 2016	FY 2017
COLLEGE OF BUSINESS				
Accountancy				
Dean's Office	1,784,000	1,015,000	1,320,000	1,280,000
Management			12,500	
Total College of Business	1,784,000	1,015,000	1,332,500	1,280,000
COLLEGE OF EDUCATION				
Dean's Office	1,101,000	834,275	539,605	740,159
Educational Technology, Research, and Assessment		60,000		
Kinesiology and Physical Education	40,000	4,500		500
Leadership, Educational Psychology and Foundations		20,488	12,268	5,146
Literacy Education		1,013,041		
Special and Early Education	345,836	360,000	610,000	360,000
Total College of Education	1,486,836	2,292,304	1,161,873	1,105,805
COLLEGE OF ENGINEERING AND ENGINEERING				
Dean's Office	928,350	100,000	175,874	85,000
Electrical Engineering	5,000			
Engineering Technology	62,519			
Industrial Engineering	106,500	128,600	141,500	126,200
Total College of Engineering and Engineering	1,102,369	228,600	317,374	211,200
COLLEGE OF HEALTH AND HUMAN SCIENCES				
Dean's Office		8,875		
Allied Health and Communicative Disorders	92,820	96,762		
Family, Consumer and Nutrition Sciences		50,150	2,150	
Nursing and Health Studies	10,000			
Total College of Health and Human Sciences	102,820	155,787	2,150	

	FY 2014	FY 2015	FY 2016	FY 2017
COLLEGE OF LIBERAL ARTS AND SCIENCES				
Anthropology	8,939	90,117		
Biological Sciences			56,580	
Center for Non-Governmental Leadership and Center for Southeast Asian Studies	70,000	7,680 731,545	762,660	500,160
Geographic and Atmospheric Sciences	10,089	10,164	10,164	10,316
Psychology	201,517	342,623	496,633	340,263
Public Administration	276,566	197,249	198,870	153,025
Statistics	41,000	107,079	41,000	
Total College of Liberal Arts and Sciences	608,111	1,486,457	1,565,907	1,003,764
OUTREACH, ENGAGEMENT AND REGIONAL				
Center for Governmental Studies				160,125
Illinois Council on Economic Education	21,596		34,276	34,335
Motorcycle Safety	1,345,926	1,494,076	1,667,482	
Total Outreach, Engagement and Regional	1,367,522	1,494,076	1,701,758	194,460
COLLEGE OF VISUAL AND PERFORMING ARTS				
Dean's Office			8,000	18,500
Music		5,106		
Total College of Visual and Performing Arts		5,106	8,000	18,500
OTHER ACADEMIC UNITS				
Career Services	131,603			
Division of Research and Innovation	94,280	116,982		30,966
Graduate School, Dean's Office			21,600	43,001
Teacher Certification	2,144			
University Libraries			11,396	16,757
Provost Office		408,007		
Total Other Academic Units	228,027	524,989	32,996	90,724
Total Instruction	6,679,685	7,197,213	6,114,558	3,904,453
Total Funding	36,596,129	29,909,840	28,097,622	25,955,090

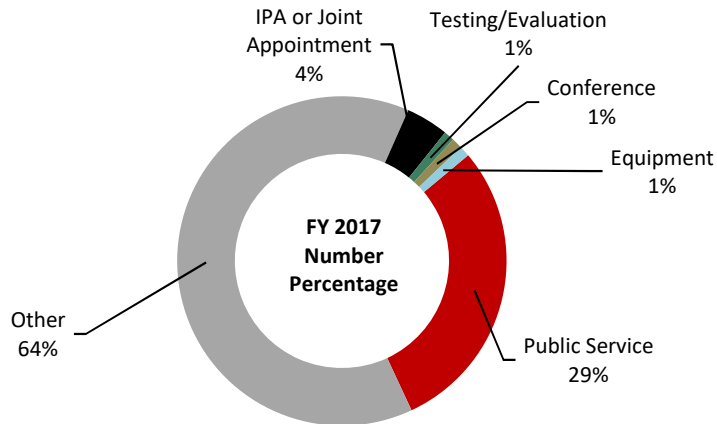
Other Sponsored Activities



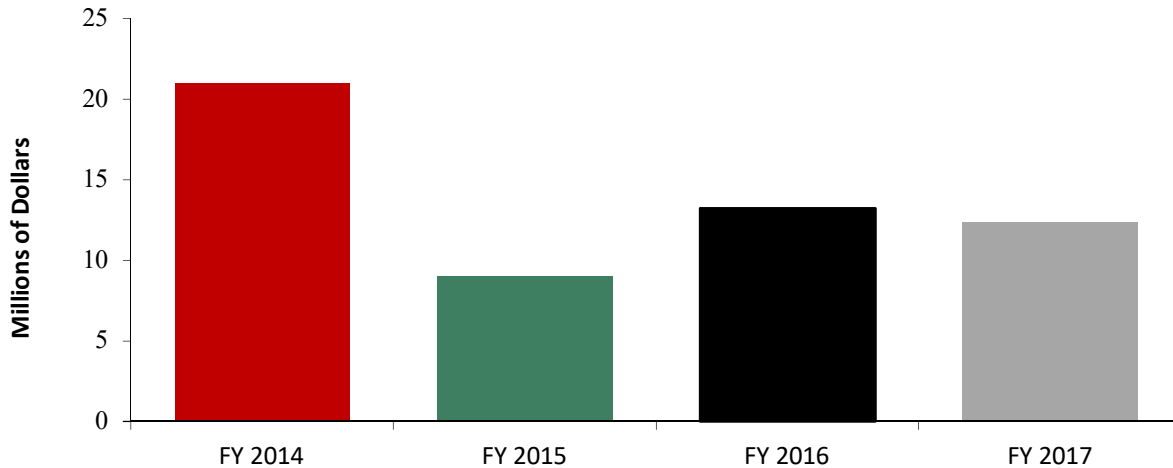
Other Sponsored Activities by Purpose



PURPOSE OF FUNDING	Amount of Awards	Number of Awards
Public Service	11,006,118	28
Other	799,480	61
IPA or Joint Appointment	382,887	4
Testing/Evaluation	149,918	1
Conference	8,000	1
Equipment	2,000	1
Total	12,348,403	96



Other Sponsored Activities Awards



College Comparison

COLLEGE/UNIT	FY 2014	FY 2015	FY 2016	FY 2017
Business				
Education	715,934	478,800	411,782	102,000
Engineering and Engineering Technology	105,000	157,207	113,553	7,000
Health and Human Sciences	4,000		35,932	306,639
Law			509,050	
Liberal Arts and Sciences	4,241,320	4,495,634	4,366,147	7,871,585
Visual and Performing Arts	19,050	41,100		9,620
Outreach, Engagement, and Regional Development	12,338,886	2,956,814	6,934,668	3,013,488
Other Academic Units	3,415,317	845,972	801,861	1,038,071
Other University Units	120,000	19,139	26,527	
Total	20,959,507	8,994,666	13,199,520	12,348,403

FY 2017 Other Sponsored Activities Awards by Sponsor

Sponsor	Amount	Amount Percentage	Number of Awards	Number Percentage
Federal	2,858,016	23.14%	18	20.22%
State	7,954,447	64.42%	1	1.12%
Corporate	41,585	0.34%	5	5.62%
Public/Non-Profit	1,494,355	12.10%	65	73.03%
Foreign		0.00%	0	0.00%
Total	12,348,403	100.00%	89	100.00%

Other Sponsored Activities Awards by Department

	FY 2014	FY 2015	FY 2016	FY 2017
COLLEGE OF EDUCATION				
Counseling, Adult and Higher Education	40,000	38,000		102,000
Kinesiology and Physical Education	224,956			
Literacy and Elementary Education	365,299	376,700	387,700	
Research, Evaluation and Policy Studies	53,355	31,500	24,082	
Special and Early Education	32,324	32,600		
Total College of Education	715,934	478,800	411,782	102,000
COLLEGE OF ENGINEERING AND ENGINEERING TECHNOLOGY				
Dean's Office	40,000	50,000	50,000	
Engineering Technology			3,039	
Industrial and Systems Engineering				7,000
Electrical Engineering		34,707	50,000	
Mechanical Engineering	65,000	72,500	10,514	
Total College of Engineering and Engineering Technology	105,000	157,207	113,553	7,000
COLLEGE OF HEALTH AND HUMAN SCIENCES				
Dean's Office				296,998
Family, Consumer, and Nutrition Sciences	4,000		1,650	
Nursing and Health Studies			34,282	9,641
Total College of Health and Human Sciences	4,000		35,932	306,639
COLLEGE OF LAW				
College of Law Faculty			509,050	
Total College of Law			509,050	
COLLEGE OF LIBERAL ARTS AND SCIENCES				
Anthropology	376,606	399,475	20,000	25,000
Center for Southeast Asian Studies	490,173	490,000	482,500	739,027
Center for the Study of Family Violence and Sexual Assault			501,199	195,418
Chemistry and Biochemistry		10,000	20,000	
Communication			2,500	
Computer Science		13,900		
English	4,500			
External Programming			4,500	
Geographic and Atmospheric Sciences	285,945			
Geology and Environmental Geosciences	14,745			
Physics	248,033	599,124	384,929	382,887
Political Science	2,000			
Psychology	2,819,318	2,938,435	2,950,519	6,529,253
Sociology		5,000		
Statistics		39,700		
Total College of Liberal Arts and Sciences	4,241,320	4,495,634	4,366,147	7,871,585

Other Sponsored Activities Awards by Department

	FY 2014	FY 2015	FY 2016	FY 2017
COLLEGE OF VISUAL AND PERFORMING ARTS				
Dean's Office	2,500	2,500		
Art and Design				820
Art Museum	6,550	7,800		6,800
External Programming	10,000			
Music				2,000
Theatre and Dance		30,800		
Total College of Visual and Performing Arts	19,050	41,100		9,620
OUTREACH, ENGAGEMENT, AND REGIONAL DEVELOPMENT				
VP Office	7,521,000		117,009	65,926
Center for Child Welfare and Education	1,317,769	1,317,769	1,215,155	1,258,227
Center for Governmental Studies	613,239	10,395		757,480
Illinois Interactive Report Card	1,664,256	806,940	3,471,557	
Northern Public Radio	35,633	607,493	257,260	246,539
Office of Education System Innovation	717,764		38,767	145,196
Precollegiate Programs	479,408	459,367	436,320	505,120
Regional Development Institute	443,930	214,217	1,834,920	35,000
Survey Research Team	25,295			
Total Outreach, Engagement, and Regional Development	12,818,294	3,416,181	7,370,988	3,013,488
OTHER ACADEMIC UNITS				
Campus Child Care	12,000	10,319	504	5,179
Career Services		38,580	44,505	
Center for Burma Studies				8,000
Division of Research and Innovation Partnerships, VP	1,964,939			
Executive Vice President and Provost	66,600	80,000		689,316
International Student and Faculty Office		62,706	70,660	70,585
International Training Office			249,872	249,991
Student Services	211,316			
Student Support Services	681,054			
University Libraries		195,000		
University Press				15,000
Total Other Academic Units	2,935,909	386,605	365,541	1,038,071
OTHER UNIVERSITY UNITS				
Materials Management	120,000			
Public Safety		19,139	26,527	
Total Other University Units	120,000	19,139	26,527	
Total Other Sponsored Activities	20,959,507	8,994,666	13,199,520	12,348,403
Total Funding	36,596,059	29,909,840	28,097,622	25,955,090

FY 2017 Awards Detail



FY 2017 Awards Detail

COLLEGE OF BUSINESS

College of Business, Dean's Office

Carrel, Ann, Executive MBA Contract Courses, American Express, (Instructional Programs/Instructional Programs), \$25,000	Carrel, Ann, Executive MBA Contract Courses, Equipment Depot, (Instructional Programs), \$25,000
Carrel, Ann, Executive MBA Contract Courses, Advantage Bearing Technologies, (Instructional Programs), \$25,000	Carrel, Ann, Executive MBA Contract Courses, Fiat Chrysler Automobile, (Instructional Programs), \$25,000
Carrel, Ann, Executive MBA Contract Courses, Alligatortek, (Instructional Programs), \$25,000	Carrel, Ann, Executive MBA Contract Courses, Fresenius Medical Care, (Instructional Programs), \$25,000
Carrel, Ann, Executive MBA Contract Courses, Astellas Pharma Global Development, (Instructional Programs), \$25,000	Carrel, Ann, Executive MBA Contract Courses, Gold Eagle, (Instructional Programs), \$25,000
Carrel, Ann, Executive MBA Contract Courses, ATI Physical Therapy, (Instructional Programs), \$25,000	Carrel, Ann, Executive MBA Contract Courses, Gri Engineering & Development, LLC, (Instructional Programs), \$25,000
Carrel, Ann, Executive MBA Contract Courses, AT&T, (Instructional Programs), \$25,000	Carrel, Ann, Executive MBA Contract Courses, HNTB Corporation, (Instructional Programs), \$25,000
Carrel, Ann, Executive MBA Contract Courses, Auto Truck Group, (Instructional Programs), \$25,000	Carrel, Ann, Executive MBA Contract Courses, Hyster Corporation, (Instructional Programs), \$25,000
Carrel, Ann, Executive MBA Contract Courses, Baxter International, Inc., (Instructional Programs), \$25,000	Carrel, Ann, Executive MBA Contract Courses, Kerry Group, (Instructional Programs), \$25,000
Carrel, Ann, Executive MBA Contract Courses, Burgess-Norton Manufacturing Company, (Instructional Programs), \$25,000	Carrel, Ann, Executive MBA Contract Courses, Levenfeld Pearlstein, LLC, (Instructional Programs), \$25,000
Carrel, Ann, Executive MBA Contract Courses, CareerBuilder, (Instructional Programs), \$35,000	Carrel, Ann, Executive MBA Contract Courses, Linde Gas, (Instructional Programs), \$25,000
Carrel, Ann, Executive MBA Contract Courses, CitiBank, (Instructional Programs), \$25,000	Carrel, Ann, Executive MBA Contract Courses, Midwest Bone & Joint Institute, (Instructional Programs), \$25,000
Carrel, Ann, Executive MBA Contract Courses, Corrosion Monitoring Services, Inc., (Instructional Programs), \$25,000	Carrel, Ann, Executive MBA Contract Courses, Mitsuboshi Belting Ltd., (Instructional Programs), \$25,000
Carrel, Ann, Executive MBA Contract Courses, Discover Financial Services, (Instructional Programs), \$50,000	Carrel, Ann, Executive MBA Contract Courses, Oracle Corporation, (Instructional Programs), \$25,000
Carrel, Ann, Executive MBA Contract Courses, Elkay Manufacturing, (Instructional Programs), \$25,000	Carrel, Ann, Executive MBA Contract Courses, Orthollinois, (Instructional Programs), \$25,000
	Carrel, Ann, Executive MBA Contract Courses, Pearson, PLC, (Instructional Programs), \$25,000

FY 2017 Awards Detail

Carrel, Ann, Executive MBA Contract Courses, Pentair, Inc., (Instructional Programs), \$25,000

Carrel, Ann, Executive MBA Contract Courses, PricewaterhouseCoopers, (Instructional Programs), \$25,000

Carrel, Ann, Executive MBA Contract Courses, Rand McNally, (Instructional Programs), \$25,000

Carrel, Ann, Executive MBA Contract Courses, RTS Packaging LLC, (Instructional Programs), \$25,000

Carrel, Ann, Executive MBA Contract Courses, Southern Wine & Spirits, (Instructional Programs), \$25,000

Carrel, Ann, Executive MBA Contract Courses, SRS Distribution Incorporated, (Instructional Programs), \$25,000

Carrel, Ann, Executive MBA Contract Courses, Tate & Lyle, (Instructional Programs), \$25,000

Carrel, Ann, Executive MBA Contract Courses, Trustmark Insurance, (Instructional Programs), \$25,000

Carrel, Ann, Executive MBA Contract Courses, Universal Health Services, (Instructional Programs), \$25,000

Carrel, Ann, Executive MBA Contract Courses, UTC Aerospace Systems, (Instructional Programs), \$50,000

Carrel, Ann, Executive MBA Contract Courses, Valspar Corporation, (Instructional Programs), \$25,000

Carrel, Ann, Executive MBA Contract Courses, Village of Glenview, (Instructional Programs), \$25,000

Carrel, Ann, Executive MBA Contract Courses, Wells Lamont LLC, (Instructional Programs), \$25,000

Carrel, Ann, Executive MBA Contract Courses, Wiss, Janney, Elstner Associates, Inc., (Instructional Programs), \$25,000

Carrel, Ann, Executive MBA Contract Courses, Xerox Care Integration Services, (Instructional Programs), \$25,000

Carrel, Ann, Executive MBA Contract Courses, Xerox Corporation, (Instructional Programs), \$25,000

Carrel, Ann, Executive MBA Contract Courses, University of Illinois at Chicago, (Instructional Programs), \$25,000

Carrel, Ann, Experiential Learning Center Corporate Project, Jewel-Osco, (Instructional Programs), \$10,000

Petros, Joan, Experiential Learning Center Corporation Project, Medline Industries, (Instructional Programs), \$20,000

Petros, Joan, Experiential Learning Center Corporate Project, AbbVie Inc., (Instructional Programs), \$10,000

Petros, Joan, Experiential Learning Center Corporate Project, Parent Petroleum, (Instructional Programs), \$10,000

Petros, Joan, Experiential Learning Center Corporate Project, Caterpillar, Inc., (Instructional Programs), \$10,000

Petros, Joan, Experiential Learning Center Corporate Project, Scot Forge, (Instructional Programs), \$10,000

Subtotal \$1,280,000

Total College of Business \$1,280,000

COLLEGE OF EDUCATION

College of Education, Dean's Office

Borg, Terry E., Open Imagination Project, Miaoli County Government Education Department, Taiwan, (Instructional Programs), \$53,671

Borg, Terry E., Educate Global Taiwan, Miaoli County Government Education Department, Taiwan, (Instructional Programs), \$20,025

Elish-Piper, Laurie A., Contract Courses, College of Lake County, (Instructional Programs), \$34,000

Elish-Piper, Laurie A., Contract Courses, School District # 50, Harvard, (Instructional Programs), \$40,000

FY 2017 Awards Detail

Elish-Piper, Laurie A., Contract Courses, Illinois Association of School Business Officials, (Instructional Programs), \$399,917
 Elish-Piper, Laurie A., Contract Courses, Kildeer Countryside Community Consolidated School District 96, (Instructional Programs), \$138,000
 Elish-Piper, Laurie A., Contract Courses, School District # 205, Rockford, (Instructional Programs), \$54,546
Subtotal \$740,159

Counseling, Adult and Higher Education

Ruxton, Brooke; Kortegast, Carrie; Degges-White, Suzanne, Building Suicide Awareness and Fostering Enhanced Resilience (B-SAFER) at Northern Illinois University, Substance Abuse & Mental Health Services Administration, (Other Sponsored Activities/Public Service), \$102,000
also involves Counseling & Consultation Services
Subtotal \$102,000

Curriculum and Instruction

Armstrong, Sonya L. see Magliano, Joseph P. (Psych)

Kinesiology and Physical Education

Cortinas, Cindie L, Northern District Program Enhancement, Illinois Association for Health, Physical Education, Recreation and Dance, (Instructional Programs), \$500
Subtotal \$500

Leadership, Educational Psychology and Foundations

Shumow, Lee, STEM I.E. (Interest and Engagement), American Institutes for Research, (Organized Research/Basic Research), \$48,714

Surber, James; Surber, Rebecca, IHE Partnership, Southern Illinois University at Edwardsville, (Instructional Programs), \$5,146
Tonks, Stephen see Magliano, Joseph P. (Psych)
Subtotal \$53,860

Special and Early Education

Kapperman, Gaylen G.; Kelly, Stacy; Sticken, Jodi, Low Incidence Personnel Program for Training of Teachers and Orientation and Mobility Instructors of Students with Visual Impairments with Additional Training in Assistive Technology and English Language Learners, Department of Education, (Instructional Programs), \$250,000
 Kelly, Stacy, Preparing the USA for the UEB: A Massively Open Online Course for Personnel Providing Vocational Rehabilitation Services or Educational Services to Youth and Adults who are Blind, Department of Education, (Instructional Programs), \$110,000
Subtotal \$360,000

Total College of Education \$1,256,519

COLLEGE OF ENGINEERING AND ENGINEERING TECHNOLOGY

College of Engineering & Engineering Tech, Dean's Office

Tahernezehadi, Mansour, Contract Courses, Navistar Inc., (Instructional Programs), \$85,000
Santner, Joseph S. see Sciammarella, Federico (ME)
Subtotal \$85,000

Electrical Engineering

Korampally, Venumadhav see Chattopadhyay, Swapan (PHYS)

FY 2017 Awards Detail

Engineering Technology

Guo, Liping; Otieno, Andrew W., Interactive Virtual Laboratory: Using Renewable Energy Experiments to Enhance Student Engagement in STEM, National Science Foundation, (Organized Research/Applied Research), \$298,564

Martin, Kevin, Energy Audit at Nestle Distribution Facility in DeKalb, Nestle Brands Company, (Organized Research/Applied Research), \$3,000 *also involves the Institute for the Study of Environment, Sustainability & Energy*

Schroeder, David, Joint appointment with Future Energy Systems, Future Energy Systems, (Organized Research/IPA or Joint Appointment), \$68,437

Subtotal \$370,001

Industrial and Systems Engineering

Damodaran, Purushothaman, Development of a Quality System, Medikmark Inc, (Organized Research/Applied Research), \$9,941

Damodaran, Purushothaman, Development of a Quality System, Medikmark Inc, (Organized Research/Applied Research), \$31,429

Damodaran, Purushothaman; Ghrayeb, Omar A., Implementing 5S and Lean Manufacturing at Elgin Industries, Elgin Industries, (Organized Research/Applied Research), \$28,524

Damodaran, Purushothaman; Ghrayeb, Omar A., Implementing 5S and Lean Manufacturing at Elgin Industries, Elgin Industries, (Organized Research/Applied Research), \$26,807

Damodaran, Purushothaman, Building a Manufacturing Information System for Woodward, Woodward, Inc., (Organized Research/Applied Research), \$11,747

Damodaran, Purushothaman, Building a Manufacturing Information System for Woodward, Woodward, Inc., (Organized Research/Applied Research), \$12,692

Damodaran, Purushothaman, Optimizing Freight Process, Chalmers St. Consulting, (Organized Research/Applied Research), \$15,832

Damodaran, Purushothaman, Six-Sigma Workshops, Six-Sigma, (Instructional Programs), \$67,200

Damodaran, Purushothaman, Senior Design Project - Raw Inventory Control and Reorder Point Assessment, Daubert Chemical Company, Inc., (Instructional Programs), \$7,000

Damodaran, Purushothaman, Senior Design Project - End of Line Redesign for Air Valves, Woodward, Inc., (Other Sponsored Activities/Other), \$7,000

Damodaran, Purushothaman, Senior Design Project - Material Replenishment Loop Implementation, Woodward, Inc., (Instructional Programs), \$7,000

Damodaran, Purushothaman, Senior Design Project - Optimizing the Shipping Process at SPX Flow, SPX Flow, (Instructional Programs), \$7,000

Damodaran, Purushothaman, Senior Design Project - Improving Warehouse Storage Utilization for Small Parts and Resins, Suncast Corporation, (Instructional Programs), \$7,000

Damodaran, Purushothaman, Senior Design Project - Increasing Throughput in the PTC, Northwestern Medicine, (Instructional Programs), \$2,000

Damodaran, Purushothaman, Senior Design Project - Designing an Assembly Line for Linear Actuated Air Valves, Woodward, Inc., (Instructional Programs), \$7,000

Damodaran, Purushothaman, Senior Design Project - Verifying the Usage of Torque Drivers in Assembly at Woodward, Woodward, Inc., (Instructional Programs), \$7,000

FY 2017 Awards Detail

Damodaran, Purushothaman, Senior Design Project - Minimizing Defects Identified in Canvas Produced on Range 1, Aurora Specialty Textiles Group, Inc., (Instructional Programs), \$7,000

Damodaran, Purushothaman, Senior Design Project: Reducing Late Orders, Aurora Metals Division, LLC, (Instructional Programs), \$6,000

Damodaran, Purushothaman, Senior Design Project: Defect Analysis, Driv-Lok, Inc., (Instructional Programs), \$2,000

Nguyen, Christine, Improving Patient Flow at the Rehabilitation Institute of Chicago, Northwestern University, (Organized Research/Applied Research), \$31,134

Nguyen, Christine, Improving Patient Flow at the Rehabilitation Institute of Chicago, Northwestern University, (Organized Research/Applied Research), \$8,443

Nguyen, Christine; Damodaran, Purushothaman, Distribution Center Design Optimization at Nestle, Nestle Brands Company, (Organized Research/Applied Research), \$33,869

Subtotal \$343,618

Mechanical Engineering

Butail, Sachit, Causal Relationships Underlying the Collective Dynamic Behavior of Swarms, New York University, (Organized Research/Applied Research), \$22,676

Pohlman, Nicholas, Engineering Design Support for Muon g-2 Tracker, Fermi National Accelerator Laboratory, (Organized Research/Applied Research), \$10,195 *also involves the Northern Illinois Center for Accelerator and Detector Development*

Pohlman, Nicholas, Engineering Design Support for Muon g-2 Tracker, Fermi National Accelerator Laboratory, (Organized Research/Applied Research), \$34,761 *also involves the Northern Illinois Center for Accelerator and Detector Development*

Salehinia, Iman, Effect of Sandblasting on the Mechanical Integrity of Structures, Upstaging, Inc, (Organized Research/Applied Research), \$7,914

Sciammarella, Federico; Santner, Joseph S., Rapid Process Certification and Verification for High Value-Added and Low-Volume Production, Northwestern University, (Organized Research/Applied Research), \$155,921 *also involves College of Engineering & Engineering Technology, Dean's Office*

Sciammarella, Federico, Irregular Titanium Powder Build Analysis, Cristal Metals, (Organized Research/Applied Research), \$10,563

Pohlman, Nicholas see Zutshi, Vishnu V. (PHYS) x 2

Subtotal \$242,030

Total College of Engineering and Engineering Technology \$1,040,649

COLLEGE OF HEALTH AND HUMAN SCIENCES

Allied Health and Communicative Disorders

Odeh, Christina; Rafferty, Kalli, Augmented Reality Exercise in those with Parkinson's, LSVT Global, Inc., (Organized Research/Applied Research), \$1,500

Subtotal \$1,500

College of Health and Human Sciences, Dean's Office

Nelson, Cynthia C.; Ciesla, James R., Illinois Behavioral Risk Factor Surveillance System (IL-BRFSS), Illinois Department of Public Health, (Organized Research/Basic Research), \$372,788

Ciesla, James R., Midwest Consortium: Accelerating the Dissemination and Implementation of PCOR Findings into Primary Care Practice, Northwestern University, (Organized Research/Applied Research), \$283,635

FY 2017 Awards Detail

Ciesla, James R., Midwest Consortium: Accelerating the Dissemination and Implementation of PCOR Findings into Primary Care Practice, Northwestern University, (Organized Research/Applied Research), \$82,682
 Ciesla, James R.; Mazurek, Kathryn, MACRA: Quality Improvement Direct Technical Assistance, Altarum Institute, (Other Sponsored Activities/Public Service), \$296,998
Subtotal \$1,036,103

Family, Consumer and Nutrition Sciences

Umoren, Josephine; Pavkov, Thomas, Nutrition Education at the Northern Illinois Food Bank, Northern Illinois Food Bank, (Organized Research/Applied Research), \$10,312
Subtotal \$10,312

Nursing

Hickey, Kari; Rossetti, Jeanette, Survey of Concerns Most Important to Parents After Their Children's Suicide Attempt: A Pilot Study, Sigma Theta Tau International, (Organized Research/Basic Research), \$4,000
 Keddie, Arlene, Youth Risk Behavior Survey-ISBE IGA, Illinois State Board of Education, (Other Sponsored Activities/Public Service), \$9,641
Subtotal \$13,641
Total College of Health and Human Sciences \$1,061,556

COLLEGE OF LIBERAL ARTS AND SCIENCES

Anthropology

Irwin, Mitchell, Nutritional geometry, digestive constraints and limits to survival in two large-bodied lemur species, National Geographic Society, (Organized Research/Applied Research), \$19,553 *also involves the Institute for the Study of Environment, Sustainability & Energy*

Porter, Leila M., Investigation of Genetic Diversity of Callimico and Cebuella in Bolivia, Peru, and Ecuador, Chicago Zoological Society, (Organized Research/Applied Research), \$1,500
 Porter, Leila M., Primatology Workshop and Laboratory Training for Bolivian Biologists, Conservation International, (Organized Research/Applied Research), \$3,000
 Rademaker, Kurt, Social Adaptation in a Highly Varied Spatial Environment, National Science Foundation, (Organized Research/Basic Research), \$195,378
 Schuller, Mark, CAREER: Exit Strategies: Assessing Long-Term Social, Cultural, and Political Impacts of the Depart of INGOs in Rural Haiti, National Science Foundation, (Organized Research/Applied Research), \$71,345 *also involves the center for Non-Governmental Organization Leadership and Development*
 Schuller, Mark, RAPID: Leveraging civil society and rebuilding Haiti following Hurricane Matthew, National Science Foundation, (Organized Research/Applied Research), \$38,026 *also involves the center for Non-Governmental Organization Leadership and Development*
 Thu, Kendall M., Clean Water Act Project 2014-15, McKnight Foundation, (Other Sponsored Activities/Public Service), \$25,000
Subtotal \$353,802

Biological Sciences

Barber, Nicholas; King, Richard B.; Jones, Holly, Lake County Forest Preserve District, Lake County Forest Preserve District, (Organized Research/Applied Research), \$23,530 *also involves the Institute for the Study of Environment, Sustainability & Energy*

FY 2017 Awards Detail

Calvo, Ana, Identification of Regulatory Genes in *A. Flavus* and *A. Nidulans* that are Involved in Mycotoxin Production, Morphogenesis, and Virulence, Department of Agriculture, (Organized Research/Applied Research), \$30,000

Herakovich, Heather; Jones, Holly, The effects of bison reintroduction on grassland birds in a tallgrass prairie, Sigma Xi, (Organized Research/Applied Research), \$1,000 *also involves the Institute for the Study of Environment, Sustainability & Energy*

Jones, Holly; Barber, Nicholas, The ecosystem consequences of management disturbances: examining the community–trait–function relationships of consumers in a restored grassland, National Science Foundation, (Organized Research/Applied Research), \$200,000 *also involves the Institute for the Study of Environment, Sustainability & Energy*

Jones, Holly; Barber, Nicholas, The ecosystem consequences of management disturbances: examining the community–trait–function relationships of consumers in a restored grassland, National Science Foundation, (Organized Research/Applied Research), \$6,250 *also involves the Institute for the Study of Environment, Sustainability & Energy*

King, Richard B., Status and Population Viability Assessment of the Blanding's Turtle within the Chiwaukee - Illinois Beach Lake Plain, U.S. Fish & Wildlife Service/Department of the Interior, (Organized Research/Applied Research), \$111,002 *also involves the Institute for the Study of Environment, Sustainability & Energy*

King, Richard B., Inventory of Amphibians and Reptiles in the Green River Conservation Opportunity Area, Illinois Department of Natural Resources, (Organized Research/Applied Research), \$65,275 *also involves the Institute for the Study of Environment, Sustainability & Energy*

Yin, Yanbin, CAREER: Evolutionary Genomics of Enzymes for Complex Carbohydrate Metabolism, National Science Foundation, (Organized Research/Basic Research), \$227,580

Subtotal \$664,637

Center for Southeast Asian Studies

Ledgerwood, Judy L., FY2014 Title VI National Resource Centers and Foreign Language and Area Studies Fellowships Program, Department of Education, (Instructional Programs), \$237,660

Ledgerwood, Judy L., FY2014 Title VI National Resource Centers and Foreign Language and Area Studies Fellowships Program, Department of Education, (Instructional Programs), \$262,500

Ledgerwood, Judy L.; Flynn, Gena, Leading and Organizing for Change in Southeast Asia, Department of State, (Other Sponsored Activities/Public Service), \$240,000 *also involves the Center for Black Studies*

Ledgerwood, Judy L.; Nihei, Maria, FY 2017 Southeast Asia Youth Leadership Program, Department of State, (Other Sponsored Activities/Public Service), \$499,027

Subtotal \$1,239,187

Center for the Study of Family Violence and Sexual Assault

Crouch, Julie L., Winnebago County Adult Drug Court Program, Winnebago County Regional Planning & Development, (Other Sponsored Activities/Public Service), \$45,500 *also involves Psychology*

FY 2017 Awards Detail

Milner, Joel S.; Crouch, Julie L.; McCarthy, Randy, Family Advocacy Program Quality Assurance Projects, Kansas State University, (Other Sponsored Activities/Testing/Evaluation), \$149,918 *also involves Psychology*

Milner, Joel S.; Crouch, Julie L., Obtaining Self-Reports of Intimate Partner Violence in United States Military Families, New York University, (Organized Research/Applied Research), \$27,592 *also involves Psychology*

Subtotal \$223,010

Chemistry and Biochemistry

Hosmane, Narayan S., Highly Reactive and Air-Sensitive Organoboron Compounds, Tokyo Ohka Kogyo Co., LTD, (Organized Research/Applied Research), \$164,809

Wheeler, Ralph; Horn, James Richard, REU Site: Integrated Experimental and Computational REU Site at Northern Illinois University, National Science Foundation, (Organized Research/Research Training),

\$275,000 *also involves the Center for Biochemical and Biophysical Studies*

Xu, Tao, Material Development for Energy Efficiency and Renewable Energy Applications, Argonne National Laboratory, (Organized Research/Applied Research), \$13,511

Xu, Tao, Material Development for Energy Efficiency and Renewable Energy Applications, Argonne National Laboratory, (Organized Research/Applied Research), \$5,000

Subtotal \$458,320

Computer Science

Karonis, Nicholas T., A Proton Radiography System for Optimization of Proton Therapy, ProtonVDA Inc, (Organized Research/Applied Research), \$209,000

Karonis, Nicholas T.; Toonen, Brian; Papka, Michael, System Software Integration and Development, Argonne National Laboratory, (Organized Research/Applied Research), \$216,930

Papka, Michael, MRI: Development of an Urban-Scale Instrument for Interdisciplinary Research (Array of Things [AoT]), University of Chicago, (Organized Research/Equipment), \$19,832

Subtotal \$445,762

English

Einboden, Jeffrey Matthew, Jefferson's Muslim Fugitives: The Lost Story of American Slavery and Arabic Emancipation, American Council of Learned Societies, (Organized Research/Basic Research), \$70,000

Subtotal \$70,000

Geographic and Atmospheric Sciences

James, Ryan, GIS Design and Implementation for the Village of Carol Stream, Village of Carol Stream, (Organized Research/Applied Research), \$39,000

Krmenec, Andrew J., DCEDC internships, DeKalb County Economic Development Corporation, (Instructional Programs), \$10,316

Subtotal \$49,316

Geology and Environmental Geosciences

LaDue, Nicole, SL-CN: Understanding and Promoting Spatial Learning Processes in the Geosciences, Temple University, (Organized Research/Applied Research), \$7,942 *also involves the Center for Secondary Science and Mathematics Education*

FY 2017 Awards Detail

Lenczewski, Melissa E., Collaborative Proposal: REU Site: Water Quality and Tourism in the Riviera Maya, Mexico, National Science Foundation, (Organized Research/Research Training), \$139,297 *also involves the Institute for the Study of Environment, Sustainability & Energy*

Scherer, Reed P.; Coenen, Jason, IODP Expedition 361 South African Climates: microfossils, Columbia University, (Organized Research/Basic Research), \$11,995 *also involves the Institute for the Study of Environment, Sustainability & Energy*

Stansell, Nathan, Collaborative Research: Quantitative Reconstructions of Holocene Precipitation Changes Across Central America, National Science Foundation, (Organized Research/Basic Research), \$73,369

Subtotal \$232,603

History

Joy, Natalie, New-York Historical Society - NEH Fellowship, New-York Historical Society, (Organized Research/Basic Research), \$42,000

Subtotal \$42,000

Mathematical Sciences

Benson, James, Cryopreservation and Transplantation of Macaque Ovarian Cortical Tissue for Fertility Preservation, Oregon Health and Science University, (Organized Research/Basic Research), \$22,265

Fletcher, Alastair, Dynamics and Geometry in the Quasi-world, Simons Foundation, (Organized Research/Basic Research), \$7,000

Subtotal \$29,265

Philosophy

Allori, Valia, Quantum Mechanics and its Metaphysics: Primitive Ontology, Metaphysical Neutrality, and the Role of the Wave Function in Quantum Theories, National Humanities Center, (Organized Research/Basic Research), \$32,640

Subtotal \$32,640

Physics (PHYS)

Adelman, Jahred, Using the Higgs boson to probe and test the Standard Model at ATLAS, National Science Foundation, (Organized Research/Basic Research), \$139,534 *also involves the Northern Illinois Center for Accelerator and Detector Development*

Adelman, Jahred, Using the Higgs boson to probe and test the Standard Model at ATLAS, National Science Foundation, (Organized Research/Basic Research), \$142,710 *also involves the Northern Illinois Center for Accelerator and Detector Development*

Chakraborty, Dhiman, Searches for New Phenomena at the Energy Frontier, National Science Foundation, (Organized Research/Basic Research), \$170,000 *also involves the Northern Illinois Center for Accelerator and Detector Development*

Chakraborty, Dhiman, The Quarknet Project, University of Notre Dame, (Organized Research/Research Training), \$12,840 *also involves the Northern Illinois Center for Accelerator and Detector Development*

FY 2017 Awards Detail

- Chattopadhyay, Swapan; Piot, Philippe R.; Erdelyi, Bela; Korampally, Venumadhav, Development of Ultra-cold Quantum-degenerate Relativistic Electron Beams for Research and Applications, National Science Foundation, (Organized Research/Basic Research), \$190,000 *also involves the Northern Illinois Center for Accelerator and Detector Development and Electrical Engineering*
- Chattopadhyay, Swapan, Joint Appointment NIU/FNAL, Fermi National Accelerator Laboratory, (Other Sponsored Activities/IPA or Joint Appointment), \$138,951 *also involves the Northern Illinois Center for Accelerator and Detector Development*
- Chattopadhyay, Swapan; Erdelyi, Bela, eSHIVA in IOTA: experiment on Stochasticity in High Intensity Variable Accelerators, Department of Energy, (Organized Research/Basic Research), \$200,000 *also involves the Northern Illinois Center for Accelerator and Detector Development*
- Chattopadhyay, Swapan, Weak-strong beam-beam tracking simulations for the estimation of the Dynamic Aperture with and without wire compensator for LHC/HL-LHC and FCC, CERN, (Organized Research/Basic Research), \$80,000 *also involves the Northern Illinois Center for Accelerator and Detector Development*
- Chmaissem, Omar H., Neutron Diffuse Scattering Studies, Argonne National Laboratory, (Organized Research/Applied Research), \$31,025 *also involves the Institute for Nano Science, Engineering, and Technology*
- Chmaissem, Omar H., Synthesis and characterization of Fe-based pnictide superconductors, Argonne National Laboratory, (Organized Research/Applied Research), \$36,779 *also involves the Institute for Nano Science, Engineering, and Technology*
- Chmaissem, Omar H., Structural Investigations of Advanced Functional Materials using Neutron and X-ray Scattering, Argonne National Laboratory, (Organized Research/Applied Research), \$40,098 *also involves the Institute for Nano Science, Engineering, and Technology*
- Coutrakon, George, Proton Imaging Grant Agreement -Coutrakon/Bertrand, Ion Beam Applications, SA, (Organized Research/Applied Research), \$11,310
- Erdelyi, Bela, Studies of Conventional and ERL-Based Recirculator Electron Cooling for an Electron Ion Collider, Department of Energy, (Organized Research/Applied Research), \$50,000 *also involves the Northern Illinois Center for Accelerator and Detector Development*
- Glatz, Andreas, Joint Appointment ANL/NIU, Argonne National Laboratory, (Organized Research/IPA or Joint Appointment), \$129,863 *also involves the Institute for Nano Science, Engineering, and Technology*
- Glatz, Andreas, Development and Publication on Theoretical Physics, Argonne National Laboratory, (Organized Research/Applied Research), \$23,737
- Halavanau, Aliaksei; Piot, Philippe R., Formation, Manipulations and Applications of Flat and Magnetized Beams at the FAST Facility, Fermi National Accelerator Laboratory, (Organized Research/Applied Research), \$40,132 *also involves the Northern Illinois Center for Accelerator and Detector Development*
- Hedin, David R., Work in Support of Fermilab Precision Time Profile Monitor (PTPM), Fermi National Accelerator Laboratory, (Organized Research/Applied Research), \$30,990 *also involves the Northern Illinois Center for Accelerator and Detector Development*

FY 2017 Awards Detail

Piot, Philippe R., Joint Appointment NIU/FNAL, Fermi National Accelerator Laboratory, (Other Sponsored Activities/IPA or Joint Appointment), \$78,685 *also involves the Northern Illinois Center for Accelerator and Detector Development*

Piot, Philippe R., R&D toward a proof-of-principle experiment on optical stochastic cooling at the Fermilab's IOTA ring, Department of Energy, (Organized Research/Basic Research), \$70,000 *also involves the Northern Illinois Center for Accelerator and Detector Development*

Piot, Philippe R., R&D toward a proof-of-principle experiment on optical stochastic cooling at the Fermilab's IOTA ring, Department of Energy, (Organized Research/Basic Research), \$70,000 *also involves the Northern Illinois Center for Accelerator and Detector Development*

Piot, Philippe R., Development of a Laser-Electron-Interaction region for Compact High-Repetition-Rate Mono-Energetic Laser-Based Gamma Sources, Department of Homeland Security, (Organized Research/Basic Research), \$378,911 *also involves the Northern Illinois Center for Accelerator and Detector Development*

Piot, Philippe R., Nano-patterned cathode surfaces for high efficiency photo injectors, RadiaBeam Technologies, LLC, (Organized Research/Applied Research), \$17,035 *also involves the Northern Illinois Center for Accelerator and Detector Development*

Piot, Philippe R., Nano-patterned cathode surfaces for high efficiency photo injectors, RadiaBeam Technologies, LLC, (Organized Research/Applied Research), \$32,131 *also involves the Northern Illinois Center for Accelerator and Detector Development*

Piot, Philippe R., Design of a MW-class compact SRF accelerator for Energy and Environmental applications, Fermi National Accelerator Laboratory, (Organized Research/Applied Research), \$15,000 *also involves the Northern Illinois Center for Accelerator and Detector Development*

Shin, Young-Min, Joint Appointment NIU/FNAL, Fermi National Accelerator Laboratory, (Other Sponsored Activities/IPA or Joint Appointment), \$52,061 *also involves the Northern Illinois Center for Accelerator and Detector Development*

Shin, Young-Min, Electron Optics for MeV Ultrafast Electron Microscope, Calabazas Creek Research, Inc, (Organized Research/Applied Research), \$48,999 *also involves the Northern Illinois Center for Accelerator and Detector Development*

Shin, Young-Min, Wakefield study for superconducting accelerator cavities at Fermilab Accelerator Science and Technology (FAST) facility, Los Alamos National Laboratory, (Organized Research/Basic Research), \$37,000 *also involves the Northern Illinois Center for Accelerator and Detector Development*

Syphers, Michael, Joint Appointment FNAL/NIU under CRADA, Fermi National Accelerator Laboratory, (Other Sponsored Activities/IPA or Joint Appointment), \$113,190 *also involves the Northern Illinois Center for Accelerator and Detector Development*

Thompson, Carol, Atomic-scale surface structure and dynamics during growth, Argonne National Laboratory, (Organized Research/Applied Research), \$29,114

Van Veenendaal, Michel A., X-ray Spectroscopy on Excited and Decaying Systems, Department of Energy, (Organized Research/Basic Research), \$129,000 *also involves the Institute for Nano Science, Engineering, and Technology*

FY 2017 Awards Detail

Xiao, Zhili, FY16 Joint ANL/NIU Appointment, Argonne National Laboratory, (Organized Research/IPA or Joint Appointment), \$114,925

Zutshi, Vishnu V.; Hedin, David R.; Pohlman, Nicholas, Development of the MU2E Preliminary Design, Fermi National Accelerator Laboratory, (Organized Research/Applied Research), \$45,027 *also involves the Northern Illinois Center for Accelerator and Detector Development and Mechanical Engineering*

Zutshi, Vishnu V.; Hedin, David R.; Pohlman, Nicholas, Development of the MU2E Preliminary Design, Fermi National Accelerator Laboratory, (Organized Research/Applied Research), \$69,846 *also involves the Northern Illinois Center for Accelerator and Detector Development and Mechanical Engineering*

Zutshi, Vishnu V.; Hedin, David R.; Blazey, Gerald C., Searching for New Phenomena with Leptons, National Science Foundation, (Organized Research/Basic Research), \$280,000 *also involves the Northern Illinois Center for Accelerator and Detector Development*

Zutshi, Vishnu V.; Hedin, David R.; Blazey, Gerald C., Searching for New Phenomena with Leptons, National Science Foundation, (Organized Research/Basic Research), \$280,000 *also involves the Northern Illinois Center for Accelerator and Detector Development*

Zutshi, Vishnu V., Contributions to the Development of a photon detector system for the DUNE Liquid Argon TPC Detector, Brookhaven National Laboratory, (Organized Research/Applied Research), \$157,000 *also involves the Northern Illinois Center for Accelerator and Detector Development*

Zutshi, Vishnu V.; Dychkant, Alexandre S., High Luminosity (HL) LHC CMS Detector Upgrade Project – Endcap Calorimeter, Fermi National Accelerator Laboratory, (Organized Research/Applied Research), \$15,000 *also involves the Northern Illinois Center for Accelerator and Detector Development*

Subtotal \$3,500,893

Political Science

Claar, Martin J; Radasanu, Andrea, The Swords of Damocles: Explaining Unconventional Weapon Non-Use in Modern War, Charles G. Koch Charitable Foundation, (Organized Research/Basic Research), \$5,000

Paton, Katherine E, Machiavelli's Discourses Travel Grant, Charles G. Koch Charitable Foundation, (Organized Research/Basic Research), \$1,000

Radasanu, Andrea; Streb, Matthew J., Justice and Democracy: The American Experiment, Charles G. Koch Charitable Foundation, (Organized Research/Research Training), \$13,000

Subtotal \$19,000

Psychology (PSYCH)

Budnick, Christopher J., APA Dissertation Research Award, American Psychological Association, (Organized Research/Applied Research), \$1,000

Holzman, Jacob; Bridgett, David, Cross-Lagged Relations between Behavioral Inhibition and Inhibitory Control during Early Childhood: Predicting Subsequent Internalizing and Externalizing Problems, American Psychological Foundation, (Organized Research/Applied Research), \$20,000 *also involves the Center for the Study of Family Violence and Sexual Assault*

FY 2017 Awards Detail

Lilly, Michelle M., Multi-tasking to Hyper-tasking: Investigating the Impact of Next Generation 911, University of Washington, (Organized Research/Applied Research), \$23,452

Magliano, Joseph P.; Armstrong, Sonya L.; Parker, Christopher P.; Tonks, Stephen, Testing the onPAR Model in Developmental Literacy Education, Department of Education, (Organized Research/Applied Research), \$422,436 *also involves the Center for the Interdisciplinary Study of Language & Literacy, Assessment Services, Curriculum and Instruction, and Leadership, Educational Psychology and Foundations*

Malecki, Christine E.; Demaray, Michelle; Ogg, Julia, Project Prevent and Address Bullying (PPAB) for Students with Disabilities: A Multitiered Behavioral Framework, Department of Education, (Instructional Programs), \$241,670 *also involves the Center for the Interdisciplinary Study of Language & Literacy*

Malecki, Christine E.; Clark, Kelly; Dorio, Nicole, Project Diversify School Psychology, American Psychological Association, (Other Sponsored Activities/Public Service), \$8,212

Matuszewich, Leslie; Pittman, Laura, Graduate Psychology Externship at Kreider Services, Kreider Services, Inc., (Instructional Programs), \$18,700

Matuszewich, Leslie; Orcutt, Holly, Psychology Graduate Externship at Sheltered Village, Sheltered Village, Inc., (Instructional Programs), \$20,668

Matuszewich, Leslie; Rosenbaum, Alan, Psychology Externship at DeKalb County Court Services, DeKalb County Court Services, (Instructional Programs), \$21,408

Matuszewich, Leslie; Demaray, Michelle; Malecki, Christine E., Psychology Externship at DeKalb CUSD 428, School District # 428, DeKalb Community Unit, (Instructional Programs), \$17,977

Matuszewich, Leslie; Demaray, Michelle; Malecki, Christine E., Psychology Externship at Homer Community Consolidated School District, School District # 33C, Homer CC, (Instructional Programs), \$13,227

Matuszewich, Leslie; Demaray, Michelle; Malecki, Christine E., Psychology Externship with KishHealth System, KishHealth System, (Instructional Programs), \$6,613

Pittman, Laura D.; Skarbek, Matthew, Integrated Assessment Program FY17, Illinois Department of Children and Family Services, (Other Sponsored Activities/Public Service), \$6,521,041 *also involves the Center for the Study of Family Violence and Sexual Assault*

Santuzzi, Alecia, E-diaries to assess health effects of microaggressions, University of Illinois at Chicago, (Organized Research/Applied Research), \$15,284

Milner, Joel S. *see Milner, Joel S. (CSFVSA) x 2*

Subtotal \$7,351,688

Public Administration

Burchard, Denise, Tanzania Development Support (TDS) Internship, Tanzania Development Support, (Instructional Programs), \$10,500

Burchard, Denise, City of Yorkville Internship, City of Yorkville, (Instructional Programs), \$910

Burchard, Denise, Planning Intern (Christiana Cabrera), Village of Glen Ellyn, (Instructional Programs), \$16,170

Burchard, Denise, Administrative Intern (Elizabeth Garcia), DeKalb Chamber of Commerce, (Instructional Programs), \$16,170

Burchard, Denise, Administrative Intern (Jordan Lester), Village of Hoffman Estates, (Instructional Programs), \$24,780

Burchard, Denise, Invest Aurora Intern (Gladys Sanchez), Invest Aurora, (Instructional Programs), \$16,170

FY 2017 Awards Detail

Burchard, Denise, Management Intern (Esperanza Castellanos), Village of Algonquin, (Instructional Programs), \$16,170
 Burchard, Denise, Management Intern (Ian Respeto-Irizarry), Village of Algonquin, (Instructional Programs), \$16,170
 Burchard, Denise, Administrative Intern (Tasheik Kerr), Village of Dolton, (Instructional Programs), \$3,850
 Burchard, Denise, CASA DeKalb County Intern (Jessica Sandlund), CASA DeKalb County, Inc., (Instructional Programs), \$29,440
 Burchard, Denise, Administrative Internship - Luis Rodriguez, Little City of Palatine, (Instructional Programs), \$2,695

Subtotal \$153,025

Statistics

Polansky, Alan M., AbbVie Research Externship, AbbVie Inc., (Organized Research/Research Training), \$53,772
 Xia, Chaoxiong; Hua, Lei, Multivariate Analysis for Public Pension Plan Mortality Study and Tables, Society of Actuaries, (Organized Research/Applied Research), \$40,000

Subtotal \$93,772

Total College of Liberal Arts and Sciences \$14,958,920

COLLEGE OF VISUAL AND PERFORMING ARTS

Art and Design

Giese, Billie, Promotion of ARTigras: A Celebration of the ARTS and COMMUNITY, DeKalb County Community Foundation, (Other Sponsored Activities/Public Service), \$820

Subtotal \$820

Art Museum

Burke, Josephine E., NIU Art Museum 2015-16 Season, Illinois Arts Council, (Other Sponsored Activities/Public Service), \$6,800

Subtotal \$6,800

College of Visual and Performing Arts, Dean's Office

Bauer, Paul D., Contract Courses, Illinois Comprehensive Musicianship Through Performance, (Instructional Programs), \$18,500

Subtotal \$18,500

Music

Johnson, Eric A., Equipment for NIU and Community Choirs, DeKalb County Community Foundation, (Other Sponsored Activities/Equipment), \$2,000
 Wang, Jui-Ching, Fulbright Grant from AMINEF for Jui-Ching Wang, American Indonesian Exchange Foundation, (Organized Research/Basic Research), \$45,550

Subtotal \$47,550

Total College of Visual and Performing Arts \$73,670

FY 2017 Awards Detail

OUTREACH, ENGAGEMENT, AND REGIONAL DEVELOPMENT

Center for Child Welfare and Education

Baron-Jeffrey, Angela, FY17 Educational Access Project, Illinois Department of Children and Family Services, (Other Sponsored Activities/Public Service), \$1,165,155

Baron-Jeffrey, Angela, FY17 Educational Access Project, Illinois Department of Children and Family Services, (Other Sponsored Activities/Public Service), \$43,072

Baron-Jeffrey, Angela, FY17 Permanency Enhancement Project, Illinois Department of Children and Family Services, (Other Sponsored Activities/Public Service), \$50,000

Subtotal \$1,258,227

Center for Governmental Studies

Robinson, Diana L., Sales and Service Agreement, American Planning Association, (Other Sponsored Activities/Other), \$41,873

Robinson, Diana L., Sales and Service Agreement, Ely Lamda Alpha, (Other Sponsored Activities/Other), \$38,880
Robinson, Diana L., Sales and Service Agreement, Illinois City/County Management Association, (Instructional Programs), \$153,125

Robinson, Diana L., Sales and Service Agreement, Illinois Public Employer Labor Relations Association, (Other Sponsored Activities/Other), \$10,781

Robinson, Diana L., Sales and Service Agreement, Illinois Local Government Lawyers Association, (Other Sponsored Activities/Other), \$28,121

Robinson, Diana L., Sales and Service Agreement, Midwest Leadership Academy, (Other Sponsored Activities/Other), \$9,725

Robinson, Diana L., Sales and Service Agreement, Wisconsin City/County Management Association, (Other Sponsored Activities/Other), \$54,922

Robinson, Diana L., Sales and Service Agreement, Elgin Community College, (Other Sponsored Activities/Other), \$8,500

Robinson, Diana L., Sales and Service Agreement, Harper College, (Other Sponsored Activities/Other), \$10,000

Robinson, Diana L., Sales and Service Agreement, McHenry County College, (Other Sponsored Activities/Other), \$8,500

Robinson, Diana L., Sales and Service Agreement, Oakton Community College, (Other Sponsored Activities/Other), \$8,500

Robinson, Diana L., Sales and Service Agreement, City of Chicago, (Other Sponsored Activities/Other), \$2,000

Robinson, Diana L., Sales and Service Agreement, Clearbrook, (Other Sponsored Activities/Other), \$1,652

Robinson, Diana L., Sales and Service Agreement, Illinois Institute for Rural Affairs, (Other Sponsored Activities/Other), \$5,000

Robinson, Diana L., Sales and Service Agreement, Illinois Municipal League, (Other Sponsored Activities/Other), \$8,000

Robinson, Diana L., Sales and Service Agreement, Village of Antioch, (Other Sponsored Activities/Other), \$13,200

Robinson, Diana L., Sales and Service Agreement, Village of Bartlett, (Other Sponsored Activities/Other), \$17,480

Robinson, Diana L., Sales and Service Agreement, City of Batavia, (Other Sponsored Activities/Other), \$9,800

Robinson, Diana L., Sales and Service Agreement, Village of Berkeley, (Other Sponsored Activities/Other), \$3,800

Robinson, Diana L., Sales and Service Agreement, DeKalb Chamber of Commerce, (Other Sponsored Activities/Other), \$5,550

Robinson, Diana L., Sales and Service Agreement, DeKalb County, (Other Sponsored Activities/Other), \$20,229

Robinson, Diana L., Sales and Service Agreement, City of DeKalb, (Other Sponsored Activities/Other), \$9,800

Robinson, Diana L., Sales and Service Agreement, DeKalb County Mental Health Board, (Other Sponsored Activities/Other), \$5,000

FY 2017 Awards Detail

Robinson, Diana L., Sales and Service Agreement, City of Elmhurst, (Other Sponsored Activities/Other), \$9,480	Robinson, Diana L., Sales and Service Agreement, Schaumburg Fire Department, (Other Sponsored Activities/Other), \$15,000
Robinson, Diana L., Sales and Service Agreement, Illinois Mathematics and Science Academy, (Other Sponsored Activities/Other), \$6,000	Robinson, Diana L., Sales and Service Agreement, Village of Shabbona, (Other Sponsored Activities/Other), \$11,000
Robinson, Diana L., Sales and Service Agreement, Illinois Student Assistance Commission, (Other Sponsored Activities/Other), \$35,000	Robinson, Diana L., Sales and Service Agreement, Village of Shorewood, (Other Sponsored Activities/Other), \$7,150
Robinson, Diana L., Sales and Service Agreement, Illinois Public Employer Labor Relations Association, (Other Sponsored Activities/Other), \$2,500	Robinson, Diana L., Sales and Service Agreement, Sikich, LLP, (Other Sponsored Activities/Other), \$4,885
Robinson, Diana L., Sales and Service Agreement, Village of Libertyville, (Other Sponsored Activities/Other), \$16,750	Robinson, Diana L., Sales and Service Agreement, South Suburban Mayors and Managers Association, (Other Sponsored Activities/Other), \$2,825
Robinson, Diana L., Sales and Service Agreement, McHenry County, (Other Sponsored Activities/Other), \$14,900	Robinson, Diana L., Sales and Service Agreement, City of St. Charles, (Other Sponsored Activities/Other), \$4,800
Robinson, Diana L., Sales and Service Agreement, Village of North Aurora, (Other Sponsored Activities/Other), \$7,750	Robinson, Diana L., Sales and Service Agreement, St. Charles Public Library, (Other Sponsored Activities/Other), \$16,045
Robinson, Diana L., Sales and Service Agreement, Northern Illinois Workforce Alliance, (Other Sponsored Activities/Other), \$40,830	Robinson, Diana L., Sales and Service Agreement, Stephenson County, (Other Sponsored Activities/Other), \$9,350
Robinson, Diana L., Sales and Service Agreement, Village of Oswego, (Other Sponsored Activities/Other), \$11,750	Robinson, Diana L., Sales and Service Agreement, Whiteside County Economic Development, (Other Sponsored Activities/Other), \$3,000
Robinson, Diana L., Sales and Service Agreement, City of Park Ridge, (Other Sponsored Activities/Other), \$9,850	Robinson, Diana L., Sales and Service Agreement, DuPage County Health Department, (Other Sponsored Activities/Other), \$4,775
Robinson, Diana L., Sales and Service Agreement, City of Peoria, (Other Sponsored Activities/Other), \$9,950	Robinson, Diana L., Sales and Service Agreement, DuPage Federation on Human Services Reform, (Other Sponsored Activities/Other), \$948
Robinson, Diana L., Sales and Service Agreement, Rockford Regional Health Council, (Other Sponsored Activities/Other), \$15,000	Robinson, Diana L., Sales and Service Agreement, Huntley Area Public Library District, (Other Sponsored Activities/Other), \$8,000
Robinson, Diana L., Sales and Service Agreement, Schaumburg Township, (Other Sponsored Activities/Other), \$7,500	Robinson, Diana L., Sales and Service Agreement, Indiana University, (Other Sponsored Activities/Other), \$1,000

FY 2017 Awards Detail

Robinson, Diana L., Sales and Service Agreement, Kane County Health Department, (Other Sponsored Activities/Other), \$10,800

Robinson, Diana L., Sales and Service Agreement, Lake County, (Other Sponsored Activities/Other), \$22,500

Robinson, Diana L., Sales and Service Agreement, Lynn Elam Consulting, (Other Sponsored Activities/Other), \$15,798

Robinson, Diana L., Sales and Service Agreement, VIP Research and Evaluation, (Other Sponsored Activities/Other), \$17,050

Robinson, Diana L., Sales and Service Agreement, O'Toole Associates, LLC, (Other Sponsored Activities/Other), \$7,800

Robinson, Diana L., Sales and Service Agreement, Rockford Regional Health Council, (Other Sponsored Activities/Other), \$30,000

Robinson, Diana L., Sales and Service Agreement, City of Sandwich, (Other Sponsored Activities/Other), \$4,050

Robinson, Diana L., Sales and Service Agreement, Special Education District of Lake County (SEDOL), (Other Sponsored Activities/Other), \$4,950

Robinson, Diana L., Sales and Service Agreement, Naperville Area Chamber of Commerce, (Other Sponsored Activities/Other), \$16,303

Robinson, Diana L., Sales and Service Agreement, 21st Century, (Other Sponsored Activities/Other), \$4,850

Robinson, Diana L., Sales and Service Agreement, Civic Leadership Academy, (Other Sponsored Activities/Other), \$26,028

Robinson, Diana L., Senior Design Project: Redesigning the Johnson Pumps Assembly Line, SPX Flow, (Instructional Programs), \$7,000

Subtotal \$917,605

Illinois Council On Economic Education
Harrison, Nancy H., Illinois Council Operation Grant, Econ Illinois, (Instructional Programs), \$34,335

Subtotal \$34,335

Northern Public Radio
Hoste, Staci, FY17 Radio Community Service Grant, Corporation for Public Broadcasting, (Other Sponsored Activities/Public Service), \$223,356

Hoste, Staci, Northern Illinois Radio Information Service (NIRIS), Illinois State Library, (Other Sponsored Activities/Public Service), \$23,183

Subtotal \$246,539

Office of Education System Innovation
Furr, Jonathan, Early Childhood Development (Governor's Office of) for RTTT Early Learning Challenge, Illinois State Board of Education, (Other Sponsored Activities/Public Service), \$38,000

Furr, Jonathan, Early Childhood Development (Governor's Office of) for RTTT Early Learning Challenge, Illinois State Board of Education, (Other Sponsored Activities/Public Service), \$107,196

Subtotal \$145,196

Outreach, Engagement, and Regional Development, VP
Clemens, Amy Jo, Rochelle Migrant Education Program - Year Round, Illinois State Board of Education, (Other Sponsored Activities/Public Service), \$20,927

Clemens, Amy Jo, Bridging the Gap, Illinois Community College Board, (Other Sponsored Activities/Public Service), \$20,000

Clemens, Amy Jo, Career and Technical Education, Illinois Community College Board, (Other Sponsored Activities/Public Service), \$24,999

Kaplan, Anne C. see Blazey, Gerald C. (DRIPS)

Kaplan, Anne C. see Freeman, Lisa. (PROV)

Subtotal \$65,926

FY 2017 Awards Detail

Precollegiate Programs

Bohanon, Felicia R., Upward Bound Program,
Department of Education, (Other Sponsored
Activities/Public Service), \$505,120

Subtotal \$505,120

Regional Development Institute

Bergeron, Lisa Kaye, Great Lakes Practice
Transformation Network, Northwestern
University, (Organized Research/Applied
Research), \$250,667

Bergeron, Lisa Kaye, Sales and Service Agreement,
iFiber, (Other Sponsored Activities/Other),
\$35,000

Subtotal \$285,667

**Total Outreach, Engagement, and Information
Technologies \$3,458,615**

OTHER ACADEMIC UNITS

Assessment Services

Parker, Christopher P. *see* Magliano, Joseph P.
(Psych)

Campus Child Care

Lofthouse, Amy, Expanding Infant-Toddler Services
at NIU's Campus Child Care, Community
Coordinated Child Care, (Other Sponsored
Activities/Public Service), \$5,179

Subtotal \$5,179

Center for Burma Studies

Raymond, Catherine M., 2016 Burma Studies
Conference, Asia Foundation, (Other Sponsored
Activities/Conference), \$8,000

Subtotal \$8,000

Division of Research and Innovation Partnerships, VP's (RIPS)

Blazey, Gerald C.; Kaplan, Anne C., Regional Host
Organization for Illinois Manufacturing
Excellence Center, Illinois Manufacturing
Extension Center, (Organized Research/Applied
Research), \$1,584,350 *also involves Outreach,
Engagement, and Regional Development*

Crase, Michele, Development of a Training Program
to Support Warranty & Maintenance of Security
Upgrades to NIU Research Instrumentation,
Battelle, (Instructional Programs), \$30,966

Subtotal \$1,615,316

Executive Vice President and Provost

Freeman, Lisa; Kaplan, Anne C., Regional Host
Organization for Illinois Manufacturing
Excellence Center, Illinois Manufacturing
Extension Center, (Organized Research/Applied
Research), \$40,463 *also involves Outreach,
Engagement, and Regional Development*

Subtotal \$40,463

University Libraries

Phan, Hao N., The Myanmar Librarian Training
Consortium: 2016-2017 Academic Exchanges and
Training Project, University of Washington,
(Instructional Programs), \$16,757 *also involves
the Center for Burma Studies and the Center for
Southeast Asian Studies*

Phan, Hao N., Continuing the Digitisation of the
Endangered Cham Manuscripts in Vietnam,
British Library, (Organized Research/Applied
Research), \$61,553 *also involves the Center for
Southeast Asian Studies*

FY 2017 Awards Detail

Short, Matthew; Thomas, Lynne, The Albert
Johannsen Project: Digitizing the House of Beadle
and Adams and their Nickle and Dime Novels,
Council on Library and Information Resources,
(Other Sponsored Activities/Public Service),
\$448,893

VandeCreek, Drew E.; Schumacher, Jaime,
Professional Development Institutes for Digital
Preservation, Institute of Museum & Library
Services, (Other Sponsored Activities/Public
Service), \$240,423

Subtotal \$767,626

University Press

Carlson, Cara L., Early American Places, University
of Georgia, (Other Sponsored Activities/Public
Service), \$15,000

Subtotal \$15,000

Total Other Academic Units \$2,451,584

OTHER UNIVERSITY UNITS

Administration & Finance

House, Dan, Impact of ELS Education on Success in
Undergraduate and Graduate School
Development of the Design for a Long Term
Validation Study, ELS Educational Services, Inc.,
(Organized Research/Applied Research), \$10,000

Subtotal \$10,000

Graduate School, Dean's Office

Bond, Bradley G., Support for Graduate Assistants,
Waubonsee Community College, (Instructional
Programs), \$21,500

Bond, Bradley G., Support for Graduate Assistants,
Waubonsee Community College, (Instructional
Programs), \$21,501

Subtotal \$43,001

International Student and Faculty Office

Chin, Siew-Sim, 2017 Fulbright Gateway
Orientation, Institute of International Education,
(Other Sponsored Activities/Public Service),
\$70,585

Subtotal \$70,585

International Training Office

Russell, Susan D.; Ong, Lina D., PYLP 2015: Engaging
Young Advocates in Environmental Preservation
and Peacebuilding, Department of State, (Other
Sponsored Activities/Public Service), \$249,991
also involves Anthropology

Subtotal \$249,991

Total Other University Units \$373,577

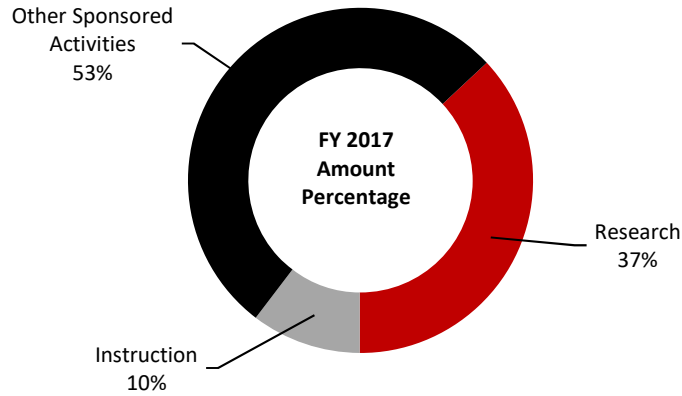
FISCAL YEAR TOTAL \$25,955,090



Expenditures



Expenditures by Purpose and Sponsor

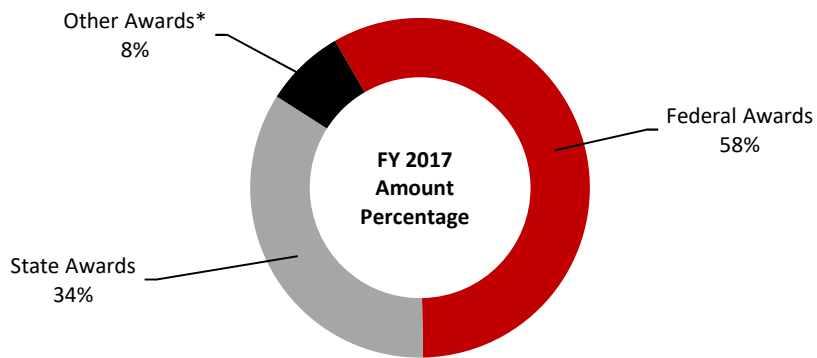


PURPOSE OF FUNDING

Research
Instruction
Other Sponsored Activities
Total

Amount of Expenditures

9,315,742
2,588,474
13,256,259
25,160,475



SOURCE OF FUNDING

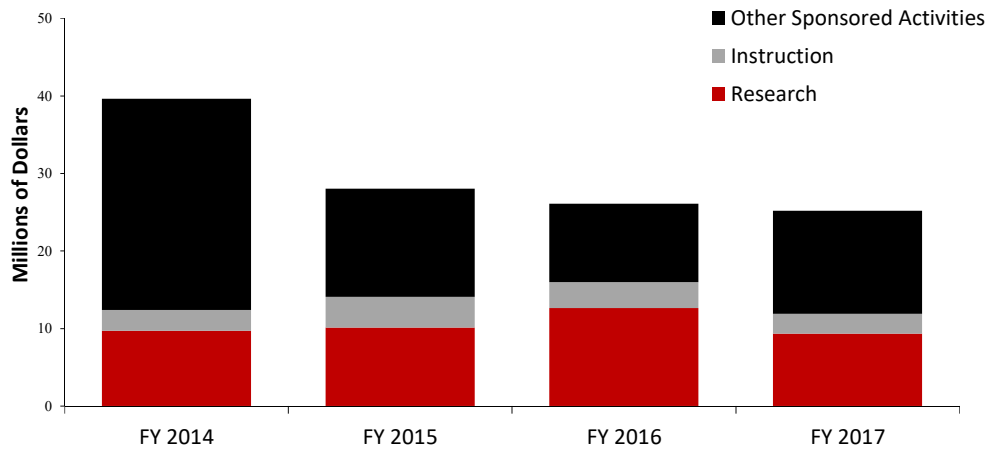
Federal Awards
State Awards
Other Awards*
Total

Amount of Expenditures

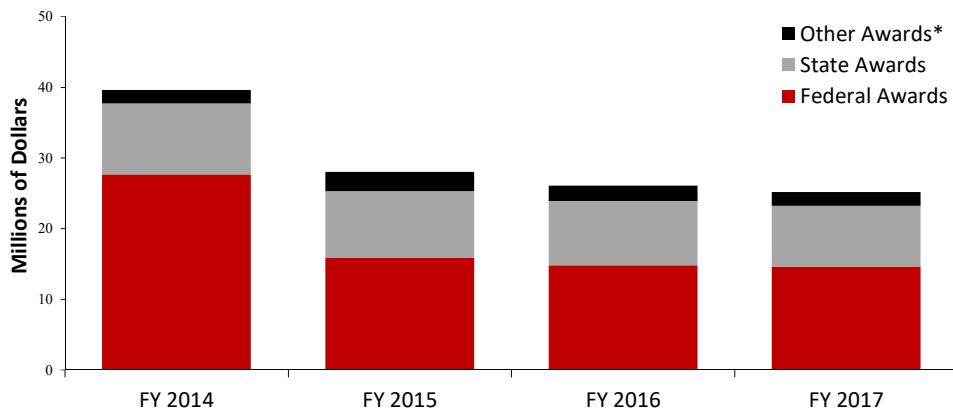
14,605,873
8,634,172
1,920,429
25,160,475

*Other Awards - (Corporate, Public/Non-Profit, and Foreign)

Expenditures by Purpose and Sponsor



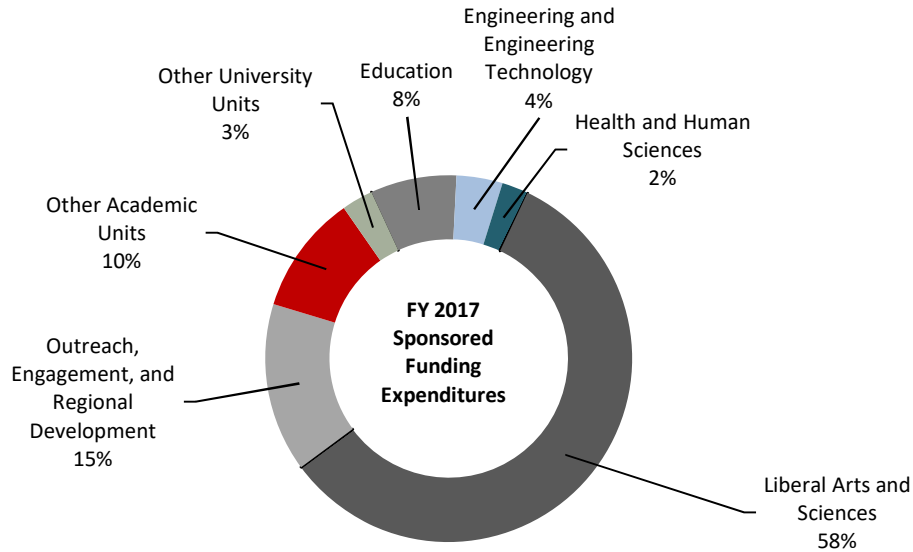
PURPOSE OF FUNDING	FY 2014	FY 2015	FY 2016	FY 2017
Research	9,691,256	10,123,576	12,639,912	9,315,742
Instruction	2,683,602	3,967,900	3,318,804	2,588,474
Other Sponsored Activities	27,261,221	13,921,708	10,117,344	13,256,259
Total	39,636,079	28,013,184	26,076,061	25,160,475



SOURCE OF FUNDING	FY 2014	FY 2015	FY 2016	FY 2017
Federal Awards	27,653,358	15,899,077	14,807,895	14,605,873
State Awards	10,056,980	9,394,189	9,076,575	8,634,172
Other Awards*	1,925,740	2,719,918	2,191,591	1,920,429
Total	39,636,079	28,013,184	26,076,061	25,160,475

*Other Awards - (Corporate, Public/Non-Profit, and Foreign)

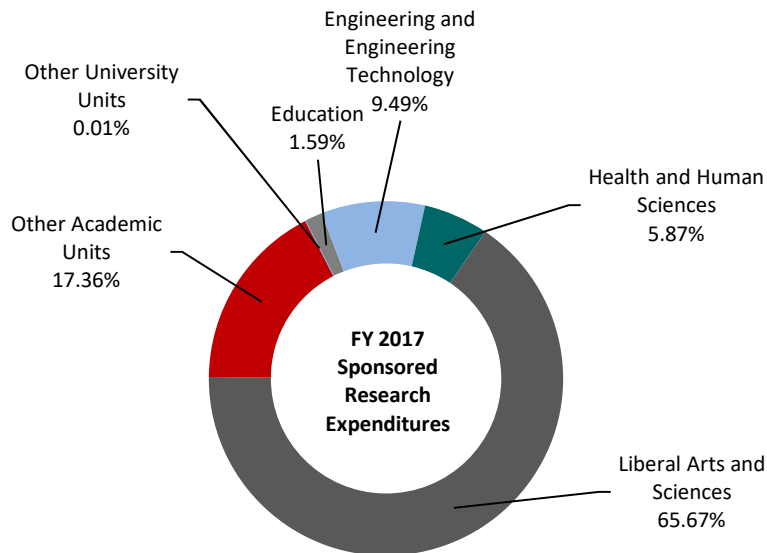
Expenditures by College/Unit



COLLEGE/UNIT	FY 2016	FY 2017
Business	101,742	8,670
Education	1,412,326	1,904,559
Engineering and Engineering Technology	2,013,166	1,022,493
Health and Human Sciences	840,256	597,351
Liberal Arts and Sciences	12,835,258	14,536,408
Outreach, Engagement, and Regional Development	5,814,770	3,749,839
Visual and Performing Arts	1,410	8,849
Other Academic Units	3,023,618	2,640,496
Other University Units	33,514	691,809
Total	26,076,061	25,160,475

These data represent the amount of sponsored funding spent out during FY 2017 and are a financial measure of sponsored programs activities for a given timeframe. The data will not correlate to the award data recorded throughout this report. Award data reflect new funding to NIU while expenditure data reflects actual spending levels for all sponsored awards that were active in FY 2017.

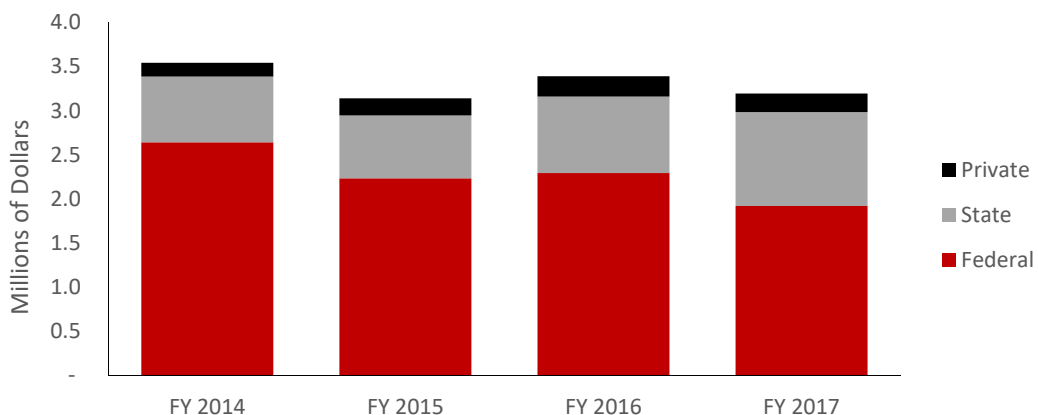
Research Expenditures by College/Unit



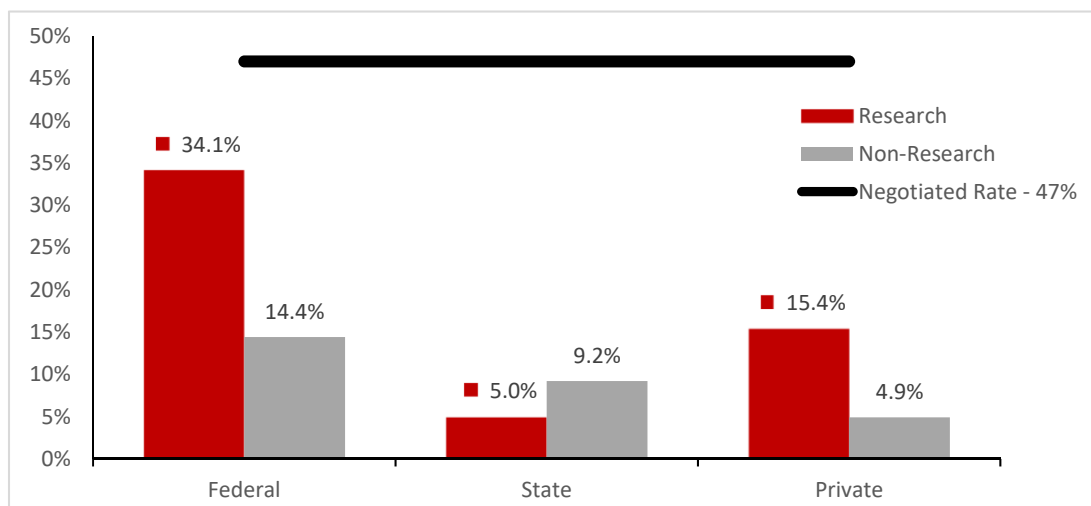
COLLEGE/UNIT	FY 2016	FY 2017
Business	101,742	
Education	171,974	149,938
Engineering and Engineering Technology	1,707,033	894,361
Health and Human Sciences	792,013	553,429
Liberal Arts and Sciences	7,930,508	6,187,765
Outreach, Engagement, and Regional Development	83,594	
Other Academic Units	1,834,551	1,636,142
Other University Units	18,495	1,401
Total	12,639,912	9,423,036

These data represent the amount of sponsored funding spent out during FY 2017 and are a financial measure of sponsored programs activities for a given timeframe. The data will not correlate to the award data recorded throughout this report. Award data reflect new funding to NIU while expenditure data reflects actual spending levels for all sponsored awards that were active in FY 2017.

Indirect Cost Recovery by Sponsor Type



FY 2017 Effective Indirect Cost Rates by Sponsor and Activity



Submissions



FY 2017 Proposals Quick Facts...

Proposals – Value of Proposals by Activity Type

Research

Applied Research:	\$42,871,725	Average Request:	\$278,388
Basic Research:	\$22,589,651	Average Request:	\$268,924
Equipment:	\$659,111	Average Request:	\$329,556
IPA or Joint Appointment:	\$313,225	Average Request:	\$104,408
Research Training:	\$1,327,709	Average Request:	\$165,964
Total Research:	\$67,761,421		

Instruction

Conference:	\$3,500	Average Request:	\$1,750
Instructional Programs:	\$12,804,465	Average Request:	\$304,868
Total Instruction:	\$12,807,965		

Other Sponsored Activities

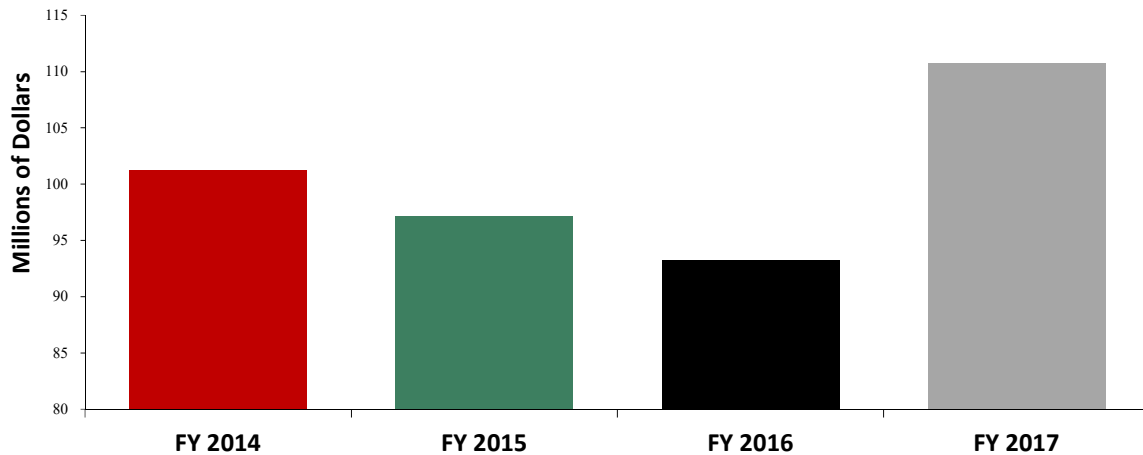
Public Service:	\$25,871,915	Average Request:	\$760,939
Conference:	\$8,000	Average Request:	\$8,000
Equipment:	\$2,000	Average Request:	\$2,000
IPA or Joint Appointment:	\$382,619	Average Request:	\$95,655
Student Service:	\$3,708,500	Average Request:	\$927,125
Testing/Evaluation:	\$35,801	Average Request:	\$35,801
Other:	\$159,895	Average Request:	\$26,649
Total Other Sponsored Activities:	\$30,168,730		

Total Value of All Proposals: **\$110,738,116**

Number of Submissions: **346**

Number of faculty/staff serving as Principal Investigator on proposals: **177**

AMOUNTS OF PROPOSALS

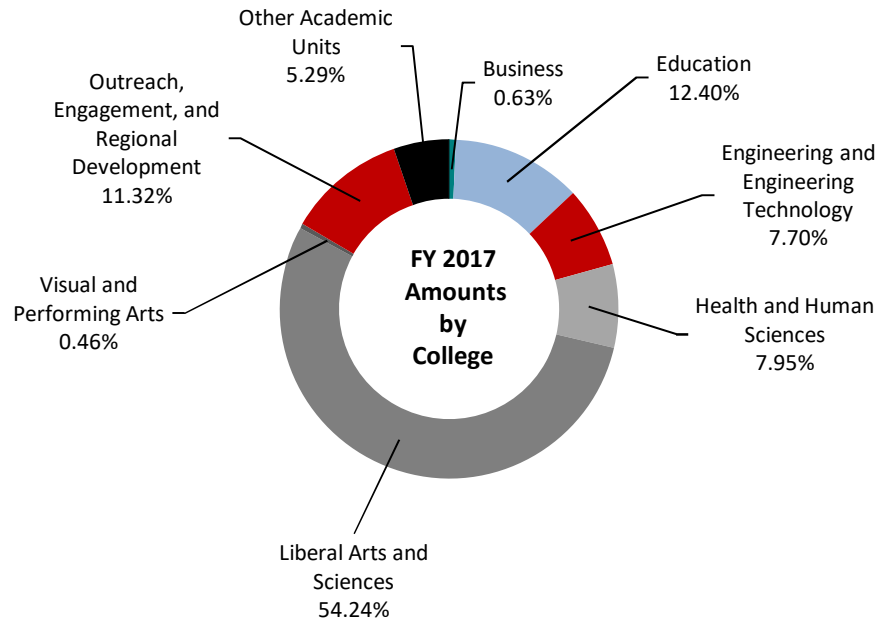


COLLEGE/UNIT	FY 2014	FY 2015	FY 2016	FY 2017
Business	251,476	274,582	4,933	700,831
Education	7,010,117	11,542,309	11,107,880	13,734,267
Engineering and Engineering Technology	9,511,999	16,350,342	9,158,328	8,521,965
Health and Human Sciences	2,321,703	4,689,246	3,997,993	8,805,923
Law			636,868	
Liberal Arts and Sciences	72,712,806	50,803,970	52,035,427	60,065,986
Visual and Performing Arts	47,870	51,906	222,674	505,657
Outreach, Engagement, and Regional Development	5,311,575	5,046,025	8,093,469	12,535,846
Other Academic Units	3,524,688	8,324,590	6,527,001	5,862,746
Other University Units	587,765	97,138	1,455,152	4,895
Total	101,279,999	97,180,108	93,239,725	110,738,116

FY 2017 Number and Amounts of Proposals

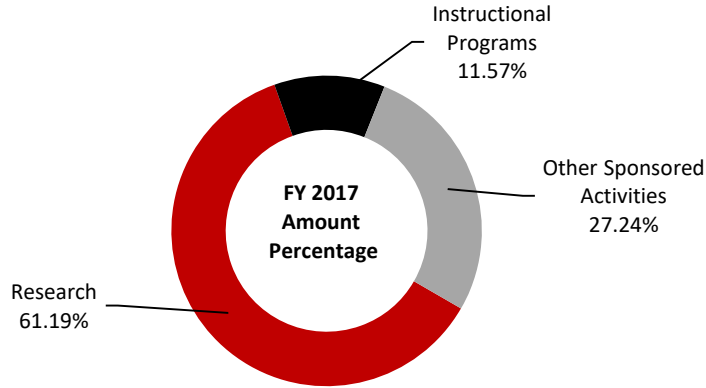
COLLEGE/UNIT	# of Proposals	Total Amount	Number Percentage	Amount Percentage
Business	2	700,831	0.58%	0.63%
Education	24	13,734,267	6.94%	12.40%
Engineering and Engineering Technology	52	8,521,965	15.03%	7.70%
Health and Human Sciences	21	8,805,923	6.07%	7.95%
Law			0.00%	0.00%
Liberal Arts and Sciences	198	60,065,986	57.23%	54.24%
Visual and Performing Arts	6	505,657	1.73%	0.46%
Outreach, Engagement, and Regional Development	17	12,535,846	4.91%	11.32%
Other Academic Units	23	5,862,746	6.65%	5.29%
Other University Units	3	4,895	0.87%	0.00%
Total	346	110,738,116	100.00%	100.00%

Proposals by College/Unit



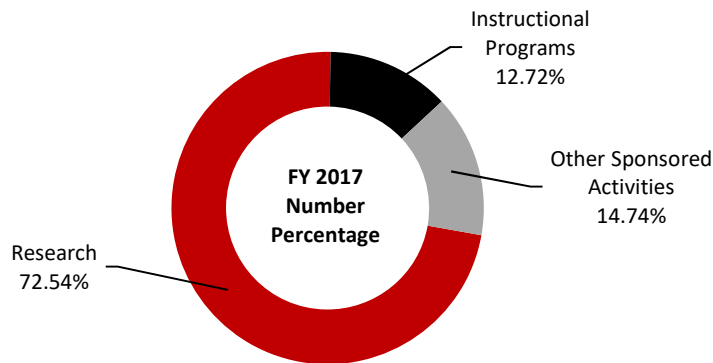
COLLEGE/UNIT	FY 2017
Business	700,831
Education	13,734,267
Engineering and Engineering Technology	8,521,965
Health and Human Sciences	8,805,923
Liberal Arts and Sciences	60,065,986
Visual and Performing Arts	505,657
Outreach, Engagement, and Regional Development	12,535,846
Other Academic Units	5,862,746
Other University Units	4,895
Total	110,738,116

Proposals by Purpose

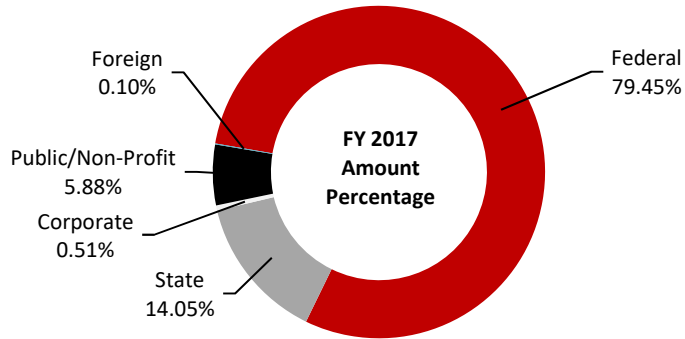


PURPOSE OF REQUEST	FY 2015	FY 2016	FY 2017
Research	54,455,250	47,095,330	67,761,421
Instructional Programs	20,072,948	13,137,120	12,807,965
Other Sponsored Activities	22,651,910	33,007,275	30,168,730
Total	97,180,108	93,239,725	110,738,116

PURPOSE OF REQUEST	FY 2015	FY 2016	FY 2017
Research	246	242	251
Instructional Programs	56	41	44
Other Sponsored Activities	62	67	51
Total	364	350	346

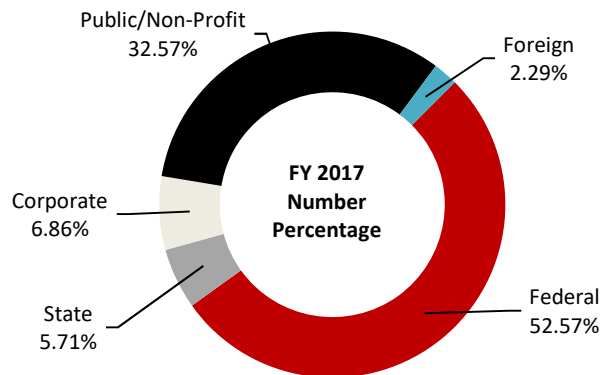


Proposals by Source



SOURCE OF REQUEST	FY 2015	FY 2016	FY 2017
Federal	74,720,031	62,945,949	87,984,318
State	13,066,323	23,098,899	15,563,361
Corporate	1,302,971	1,008,922	565,795
Public/Non-Profit	5,133,496	5,940,991	6,512,827
Foreign	2,957,287	244,964	111,815
Total	97,180,108	93,239,725	110,738,116

SOURCE OF REQUEST	FY 2015	FY 2016	FY 2017
Federal	186	184	209
State	24	20	11
Corporate	41	24	19
Public/Non-Profit	101	114	104
Foreign	12	8	3
Total	364	350	346



Comparison of FY 2016 and FY 2017 Amounts Submitted by Academic and Other Administrative Units

	FY 2016	FY 2017
COLLEGE OF BUSINESS		
Accountancy	4,933	
Management		700,831
Total College of Business	4,933	700,831
COLLEGE OF EDUCATION		
Counseling, Adult and Health Education		70,000
Curriculum and Instruction (formerly Literacy Education)	7,899,357	8,364,547
Educational Technology, Research, and Assessment	1,430,000	2,646,930
Kinesiology and Physical Education	3,010	719,930
Leadership, Educational Psychology and Foundations	101,431	132,860
Research, Evaluation and Policy Studies	24,082	
Special and Early Education	1,650,000	1,800,000
Total College of Education	11,107,880	13,734,267
COLLEGE OF ENGINEERING AND ENGINEERING TECHNOLOGY		
Dean's Office	2,782,350	1,410,032
Electrical Engineering	2,091,750	518,431
Engineering Technology	619,532	928,275
Industrial and Systems Engineering	747,460	432,596
Mechanical Engineering	2,917,236	5,232,631
Total College of Engineering and Engineering Technology	9,158,328	8,521,965
COLLEGE OF HEALTH AND HUMAN SCIENCES		
Dean's Office	1,463,804	3,819,613
Allied Health and Communicative Disorders	435,259	1,002,278
Family, Consumer, and Nutrition Sciences	56,504	21,124
Nursing (formerly Nursing and Health Studies)	2,042,426	2,628,640
School of Health Studies		1,334,268
Total College of Health and Human Sciences	3,997,993	8,805,923
COLLEGE OF LAW		
College of Law Library	631,868	
College of Law Faculty	5,000	
Total College of Law	636,868	
COLLEGE OF LIBERAL ARTS AND SCIENCES		
Dean's Office	361,940	99,423
Anthropology	453,919	912,921
Biological Sciences	5,063,257	7,650,343
Center for Latino and Latin American Studies	74,960	
Center for Nonprofit and NGO Studies (formerly the Center for NGO Leadership and Development)		62,103

Comparison of FY 2016 and FY 2017 Amounts Submitted by Academic and Other Administrative Units

	FY 2016	FY 2017
Center for Southeast Asian Studies	1,492,760	739,027
Center for the Study of Family Violence and Sexual Assault	635,781	685,578
Chemistry and Biochemistry	1,652,535	7,826,517
Communication	67,066	6,000
Computer Science	2,892,088	898,243
Economics	355,407	71,980
English	159,457	120,000
Foreign Languages and Literature	536,778	
Geography	1,088,617	1,476,849
Geology and Environmental Geosciences	4,902,919	1,414,776
History	40,429	570,835
LA&S External Programming	4,500	
Mathematical Sciences	755,574	353,334
Northern Illinois Center for Accelerator and Detector Development		423,110
Philosophy		212,615
Physics	11,120,774	8,302,920
Political Science	133,735	33,268
Psychology	19,724,588	26,990,586
Public Administration	191,490	182,122
Sociology	102,219	196,118
Statistics	224,634	837,318
Total College of Liberal Arts and Sciences	52,035,427	60,065,986
COLLEGE OF VISUAL AND PERFORMING ARTS		
Art and Design	209,674	423,107
Art Museum	13,000	
Music		47,550
Theatre and Dance		35,000
Total College of Visual and Performing Arts	222,674	505,657
OUTREACH, ENGAGEMENT AND REGIONAL DEVELOPMENT		
Center for Child Welfare and Education	2,345,356	2,328,017
Center for Governmental Studies		1,850,031
Center for P-20 Engagement	79,882	622,180
Illinois Council on Economic Education	33,466	34,335
Illinois Interactive Report Card	1,744,959	183,160
Motorcycle Safety Project	1,667,482	
Northern Public Radio	247,740	246,539
Outreach, Engagement, and Regional Development, VP	135,756	175,812
Precollegiate Programs (formerly under Other Academic Units)		5,100,600
Regional Development Institute	1,811,328	1,995,172
Survey Research Team	27,500	
Total Outreach, Engagement and Regional Development	8,093,469	12,535,846

Comparison of FY 2016 and FY 2017 Amounts Submitted by Academic and Other Administrative Units

	FY 2016	FY 2017
OTHER ACADEMIC UNITS		
Campus Child Care	504	7,053
Career Services	82,406	
Center for Burma Studies	150,000	158,000
Division of Research and Innovation Partnerships	30,965	1,584,350
Environment, Sustainability & Energy	147,000	49,645
Executive Vice President and Provost	1,591,157	1,478,463
Faculty Development		1,500
Graduate School	21,600	40,940
International Student and Faculty Office	64,236	64,270
International Training Office	249,991	249,439
Latino Resource Center	23,223	
Precollegiate Programs	1,200,000	
Student Services	2,380,000	
University Libraries	570,919	2,226,097
University Press	15,000	
Wellness Promotion		2,989
Total Other Academic Units	6,527,001	5,862,746
OTHER UNIVERSITY UNITS		
Environmental Health and Safety	19,548	
Human Resource Services	750,000	
Public Safety	685,604	4,895
Total Other University Units	1,455,152	4,895
Total	93,239,725	110,738,116

Recognition



Presidential Research, Scholarship and Artistry Professors

Presidential Research Professorships recognize the outstanding accomplishments and future potential in academic research or creative artistry. SPA extends congratulations to all past and current Presidential Research Professors.

2017-2021

Michelle Demaray, Department of Psychology
Douglas Klumpp, Department of Chemistry and Biochemistry

2016-2020

Swapan Chattopadhyay, Department of Physics
Omar Chmaissem, Department of Physics

2015-2019

Sanjib Basu, Division of Statistics
Anne Britt, Department of Psychology
Aaron Fogleman, Department of History

2014-2018

Giovanni Bennardo, Department of Anthropology
Ana Calvo-Byrd, Department of Biological Sciences
Nancy M. Wingfield, Department of History

2013-2017

Elizabeth Gaillard, Department of Biological Sciences
Wei Luo, Department of Geography
Philippe Piot, Department of Physics

2012-2016

Joseph Magliano, Department of Psychology

2011-2015

Dhiman Chakraborty, Department of Physics
Richard King, Department of Biological Sciences

2010-2014

Jeff Kowalski, Department of Art History
Amy Newman, Department of English
Zhili Xiao, Department of Physics

2009-2013

Reed Scherer, Department of Geology and Environmental Geosciences
Larry Arnhart, Department of Political Science
Michel van Veenendaal, Department of Physics

Research and Artistry Recipients

Research and Artistry Awards are provided by the Division of Research and Innovation Partnerships to enhance extramural funding, develop new projects through preliminary data collection, foster interdisciplinary research, and support research and artistic activities for NIU faculty. SPA extends congratulations to the recipients of the FY 2017 Research and Artistry awards.

Walker Ashley	Geographic and Atmospheric Sciences
Larissa Barber	Psychology
David Bridgett	Psychology
Andy Bruno	History
Jozef Bujarski	Biological Sciences
Keri Burchfield	Sociology
Lara Crowley	English
Sherine Elsawa	Biological Sciences
Benedito Fonseca	Electrical Engineering
Sara Geiger	Health Studies
Phillippe Giabbanelli	Computer Science
Angela Grippo	Psychology
Rich Grund	Theatre and Dance
Furkan Gur	Management
Lindsay Harris	Leadership, Educational Psychology and Foundations
Jaejin Hwang	Industrial and Systems Engineering
Laura Johnson	Educational Technology, Research and Assessment
Michelle Lilly	Psychology
Amanda Littauer	History/Center for the Study of Women, Gender & Sexuality
Lichuan Liu	Electrical Engineering
Ross Powell	Geology and Environmental Geosciences
Kurt Rademaker	Anthropology
Iman Salehinia	Mechanical Engineering
Reed Scherer	Geology and Environmental Geosciences
Wesley Swingley	Biological Sciences
Ches Thurber	Political Science
Yanbin Yin	Biological Sciences

PI Academy Mentor Recipients

The PI Academy provides professional development and mentoring to a cohort of early career tenure-seeking faculty with demonstrated potential and a clear expectation for attracting external funding for their research, service, or other scholarly activities and who, through that work, will be well-positioned to provide engaged learning opportunities for their students. SPA extends congratulations to the FY 2017 PI Academy Scholars.

Anna Klis	Economics
Ches Thurber	Political Science
Heather Corwin	Theatre and Dance
Iman Salehinia	Mechanical Engineering
Jaejin Hwang	Industrial and Systems Engineering
Jessica Martinez	Kinesiology and Physical Education
LaDawna Goering	Nursing
Mandy Faretta-Stutenberg	Foreign Languages & Literatures
Ziteng Wang	Industrial and Systems Engineering

Issued Patents

Elizabeth Gaillard, Department of Chemistry and Biochemistry – *Therapeutic Uses of Glutathione Mimics* (Pat. 9,629,857 and 9,579,331)

Nicholas Karonis, Department of Computer Science; **George Coutrakon**, Department of Physics; **Kirk Duffin**, Department of Computer Science; **Bela Erdelyi**, Department of Physics; **Vishnu Zutshi**, Department of Physics – *High Performance Computing for Three Dimensional Proton Computer Tomography (HPC-PCT)* (Pat. EP2553493)

Michael Haji-Sheikh, Department of Electrical Engineering – *Hydrogen Sensor* (Pat. 9,618,465)

Lichuan Liu, Department of Electrical Engineering – *Apparatus, System and Method for Noise Cancellation and Communication for Incubators and Related Devices* (Pat. 9,542,924)

Joseph Santner, College of Engineering and Engineering Technology; **Federico Sciammarella**, Department of Mechanical Engineering – *Laser Assisted Machining for Ceramics and Hard Materials* (Pat. 9,539,681)

Zhili Xiao, Department of Physics – *Sensors and Devices Containing Ultra-Small Nanowire Arrays* (Pat. 9,618,494)

Tao Xu, Department of Chemistry and Biochemistry – *Electrochromic Device Having Three-dimensional Electrode* (Pat. 9,405,164)

Individual Donations and Financial Aid

Donations

Bode, Barrie, Biological Sciences, Jerrold and Carol Zar Biology Faculty Research Excellence Fund, Jerrold Zar, \$67,500

Changnon, David, Geographic and Atmospheric Sciences, Unmanned Drone Software for High Accuracy Mapping, Precision Midwest, \$29,900

Changnon, David Geographic and Atmospheric Sciences, Two Total Station Land Surveyors, Weaver Consultants Group, \$2,500

Ghrayeb, Omar A., College of Engineering and Engineering Technology, Omron Mechatronics Laboratory, Omron Automotive Electronics, Inc., \$45,000

McCord, Christopher, College of Liberal Arts and Sciences, Dean's Office, John and Lili La Tourette Student Research Awards, John and Lili LaTourette, \$1,000

McEvoy, Chad, Kinesiology and Physical Education, Elizabeth Lane Exercise Research, Phoebe Wienke, \$35

Mirman, Cliff, Engineering Technology, Automation Direct Automation Lab, Automation Director, Inc. \$20,000

Schmidt, James, History, Henry Milton Reeves Research Fund, Henry Milton, \$10,000

Tahernezehadi, Mansour, Electrical Engineering, NocBox, Benjamin Gardner, \$2,000

Tahernezehadi, Mansour, Electrical Engineering, Cleanroom Oven, High Temp Oven, Vacuum Evaporation System, Motorola Solutions, \$26,500

FISCAL YEAR TOTAL \$214,435

Student Financial Aid

Babel, Rebecca, Student Financial Aid, PELL Grant 2017, Department of Education, \$26,720,475

Babel, Rebecca, Student Financial Aid, Student Educational Opportunity Grant (SEOG), Department of Education, \$836,864

Babel, Rebecca, Student Financial Aid, Federal Work Study, Department of Education, \$882,829

FISCAL YEAR FINANCIAL AID TOTAL \$28,440,168

Report Notes



Report Notes and Definitions

Annual Report Reporting Period

The **fiscal year (FY)** for NIU is July 1 to June 30. This report includes data for all awards and proposals processed through SPA for the FY 2017 period. An award is considered processed by SPA when it has been reviewed, institutionally endorsed (if necessary), assigned a grant account number, and a communication has been sent out to the Principal Investigator(s). A proposal is considered processed through SPA after the institutional review and sign off process is complete and the proposal has been submitted to the funding agency.

Definition of Award

An **award** is a funded project for which NIU has received an official notice of award or executed contract from a sponsor requiring the university to undertake a particular activity and for which a deliverable is expected. Awards that provide full funding in the first year of a multi-year project are included in the fiscal year the award was made. Award dollars received from sponsors that provide funding for specific budget periods within a multi-year project (i.e. incremental awards) are included in the fiscal year for which funding is received. Consequently, funding can fluctuate for a department or college depending on how a project is funded. Direct year by year comparisons should always be made with caution.

Definition of Proposal

A **proposal** is a request for financial support for a particular sponsored activity that is routed through SPA. It is important to recognize that there is no correlation between the proposals and awards in this report as many of the proposals noted in this report are still pending with the sponsor.

Intellectual Credit

For projects that have multiple Principal Investigators and Co-Principal Investigators, the total award is allocated to the lead or contact Principal Investigator (PI) and his/her respective home academic unit or center. All other Principal Investigator's and Co-Principal Investigator's participation on the project is indicated with a notation under their home academic unit or center to see the lead or contact Principal Investigator's entry for complete award details.

Research Center Credit

Involvement of a research center or interdisciplinary unit is noted in the individual award sections for each activity type.

Sponsor Types

SPA recognizes five categories of **sponsors**: federal, state, corporate, public/nonprofit, and foreign. Federal sponsors for proposals and awards include direct federal funding as well as flow-through funding for which federal dollars come to NIU through a non-federal entity (e.g. state agency or other university). Public/non-profit sponsors include non-Illinois institutions of higher education, municipalities, civic organizations, as well as non-profit and non-governmental organizations.

Research

Research and development include both basic and applied research activities undertaken in order to increase the stock of knowledge – including knowledge of humankind, culture, and society. Research does not include technical testing activities.

Basic Research: Experimental or theoretical work undertaken primarily to acquire new knowledge of the underlying foundations of phenomena and observable facts without any commercial applications or particular uses in mind.

Applied Research: Original investigation undertaken in order to acquire new knowledge to meet a specific, recognized need and to solve practical real-world problems.

Instruction

This activity defines teaching and training activities of the institution that are intended to elicit some measure of “educational change” in a learner or in a group of learners. Instruction includes all teaching and training activities, whether offered for credit(s) towards a degree or certificate, on a non-credit basis, or through regular academic departments or separate divisions, such as a summer school division or an extension division.

Other Sponsored Activities

These programs include public service programs that bring the various resources and capabilities of NIU to the community to respond to a local need. Other sponsored programs may also include student support programs, testing and evaluation activities that do not meet the definition of research, joint appointment agreements, and some workshop and travel grants.

Sponsored Programs Administration

Annual Report 2017

DeKalb, Illinois 60115

Production: Julie Miller, eRA Coordinator, SPA

Northern Illinois University is an equal opportunity institution and does not discriminate on the basis of race, color, religion, sex, age, marital status, national origin, disability, status based on the Victims' Economic Security and Safety Act (VESSA) or status as a disabled or Vietnam-era veteran. Further, the Constitution and Bylaws of Northern Illinois University provides for equal treatment regardless of political views or affiliation, and sexual orientation. Inquiries concerning application of Title IX, Section 504, and other statutes and regulations may be referred to the Affirmative Action and Diversity Resources Center, 1515 W. Lincoln Highway, DeKalb, IL 60115, telephone 815-753-1118.



Northern Illinois
University