



Northern Illinois  
University

# SPONSORED PROGRAMS ADMINISTRATION

Annual Report 2015

ted  
Activities  
Recognition  
Instructional  
Funding  
Proposals  
FY2015  
Northern  
State  
Federal  
Sponsored  
Administration  
Research  
Annual  
Innovation  
Programs



## Sponsored Programs Administration Annual Report

Thank you for your interest in the Fiscal Year (FY) 2015 sponsored funding report. We hope that you will find this report useful in understanding external funding activities over the last year.

Sponsored funding supports the research, instruction, service, and engagement missions of the university. This funding facilitates cutting-edge research and development activities that provide training in our doctoral and graduate programs, aid in attracting and retaining star faculty as well as high quality staff and students, and enhance our capacity to serve as a regional and global university.

During FY 2015, 140 faculty and staff secured 307 awards totaling \$29.9 million in sponsored funding. Research accounted for 46%, instruction for 24%, and public service/other for 30%. Federal funding continues to be NIU's largest source for sponsored funding with Federal awards accounting for almost half of these funds. State of Illinois awards represented slightly more than 30% of all sponsored funding and corporate and non-profit dollars accounted for the remainder.

Research funding increased by 53% in FY 2015 with total funding of \$13.7 million. The College of Liberal Arts and Sciences (CLAS) accounted for the largest share of this funding, followed by the College of Engineering and Engineering Technology (CEET), and the College of Health and Human Sciences (CHHS).

The office of Sponsored Programs Administration (SPA), a unit within the Division of Research and Innovation Partnerships (RIPS) provides comprehensive sponsored funding support to faculty and staff throughout the funding lifecycle. On May 1, 2015, the office of Grants Fiscal Administration in the Division of Administration and Finance merged with the Office of Sponsored Projects to form SPA. The goal for the new single unit is to enhance responsiveness to faculty and increase research compliance while reducing administrative burden. SPA looks forward to working with faculty and administrators to achieve these goals.

We appreciate the efforts of NIU faculty and staff who submitted grant and contract proposals during FY 2015, and we extend our deepest congratulations to those who obtained sponsored funding this year.



---

**TABLE OF CONTENTS**

---

*Introduction* ..... *i*

*Table of Contents* ..... *iii*

*Award Overview* ..... *1*

*FY 2015 Awards Quick Facts*..... *3*

*Amounts and Number of Awards by Purpose*..... *4*

*Amounts and Number of Awards by Source* ..... *6*

*Awards by College* ..... *7*

*Expenditures by College*..... *8*

*Rankings*..... *9*

*Comparison of FY 2014 and FY 2015*..... *10*

*Amounts Awarded by Purpose* ..... *13*

*Amounts Awarded by Source*..... *15*

*Research*..... *33*

*By Activity Type*..... *35*

*By College and Source* ..... *36*

*Expenditures*..... *37*

*By Department*..... *38*

*Individual Awards* ..... *40*

*Instructional Programs*..... *49*

*By College and Source* ..... *51*

*By Department*..... *52*

*Individual Awards* ..... *54*

*Other Sponsored Activities* ..... *61*

*By Activity Type*..... *63*

*By College and Source* ..... *64*

*By Department*..... *65*

*Individual Awards* ..... *67*

*Submitted Proposals* ..... *73*

*FY 2015 Proposals Quick Facts*..... *75*

*By College* ..... *76*

*Amounts and Number of Proposals by Purpose and Source*..... *78*

*Comparison of FY 2014 and FY 2015*..... *82*

*Recognition*..... *85*

*Presidential Research Professors* ..... *87*

*Research and Artistry Recipients* ..... *88*

*PI Academy Scholars* ..... *89*

*Innovation Recognition* ..... *90*

*Individual Research Donations*..... *92*



# Award Overview





## ***FY 2015 Awards Quick Facts...***

### **Awards - Funding by Activity Type**

#### **Organized Research**

Applied Research: <b>\$7,188,185</b>	Average Award: <b>\$78,132</b>
Basic Research: <b>\$6,097,028</b>	Average Award: <b>\$190,532</b>
Conference: <b>\$192,060</b>	Average Award: <b>\$192,060</b>
IPA or Joint Appointment: <b>\$224,582</b>	Average Award: <b>\$224,582</b>
Research Training: <b>\$11,000</b>	Average Award: <b>\$11,000</b>

**Total Organized Research: \$13,712,855**

#### **Instructional Programs**

Instructional Programs: <b>\$7,202,319</b>	Average Award: <b>\$60,524</b>
--	--------------------------------

**Total Instructional Programs: \$7,202,319**

#### **Other Sponsored Activities**

Public Service: <b>\$7,820,698</b>	Average Award: <b>\$211,370</b>
Equipment: <b>\$13,900</b>	Average Award: <b>\$13,900</b>
IPA or Joint Appointment: <b>\$507,085</b>	Average Award: <b>\$84,514</b>
Student Service: <b>\$32,600</b>	Average Award: <b>\$32,600</b>
Testing/Evaluation: <b>\$195,989</b>	Average Award: <b>\$17,817</b>
Other: <b>\$424,394</b>	Average Award: <b>\$84,879</b>

**Total Other Sponsored Activities: \$8,994,666**

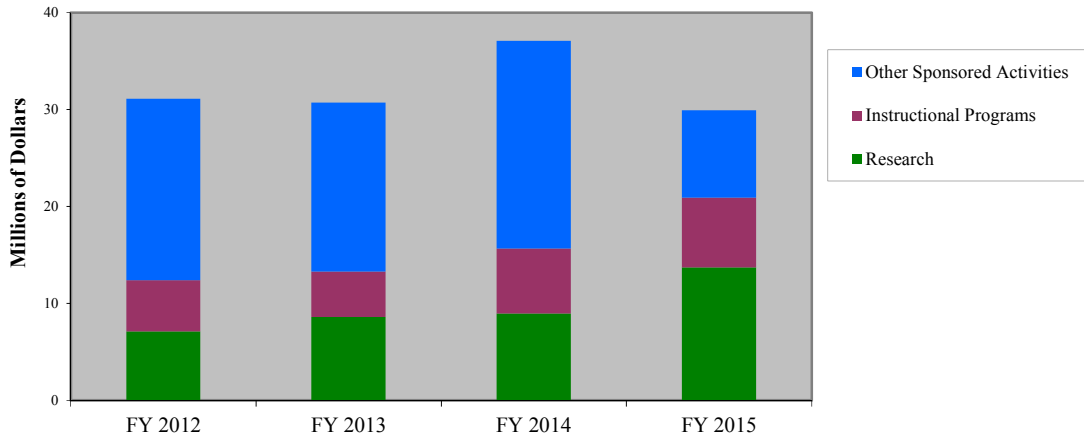
Total Funding: **\$29,909,840**

Number of Awards: **307**

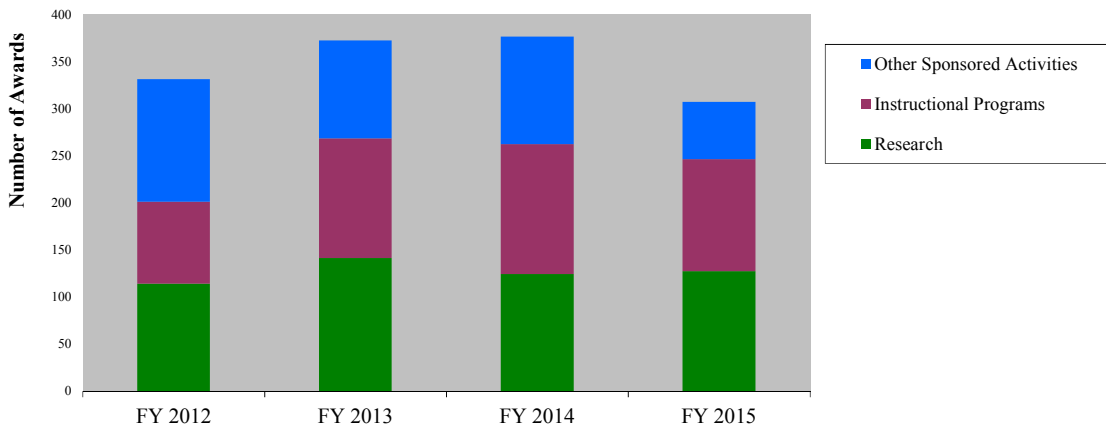
Number of faculty/staff serving as Principal Investigator on awarded projects: **140**

## FY 2015 Awarded Projects

### AMOUNTS AND NUMBER OF AWARDS BY PURPOSE Fiscal Years 2012 - 2015



<b>PURPOSE OF FUNDING</b>	<b>FY 2012</b>	<b>FY 2013</b>	<b>FY 2014</b>	<b>FY 2015</b>
Research	7,100,256	8,591,851	8,956,937	13,712,855
Instructional Programs	5,269,322	4,680,291	6,679,955	7,202,319
Other Sponsored Activities	18,721,577	17,426,444	21,449,507	8,994,666
<b>Total</b>	<b>31,091,155</b>	<b>30,698,586</b>	<b>37,086,399</b>	<b>29,909,840</b>

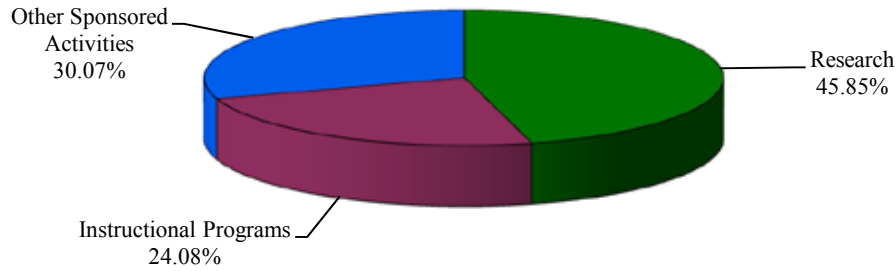


<b>PURPOSE OF FUNDING</b>	<b>FY 2012</b>	<b>FY 2013</b>	<b>FY 2014</b>	<b>FY 2015</b>
Research	114	141	124	127
Instructional Programs	87	127	138	119
Other Sponsored Activities	130	104	114	61
<b>Total</b>	<b>331</b>	<b>372</b>	<b>376</b>	<b>307</b>

## FY 2015 Awarded Projects

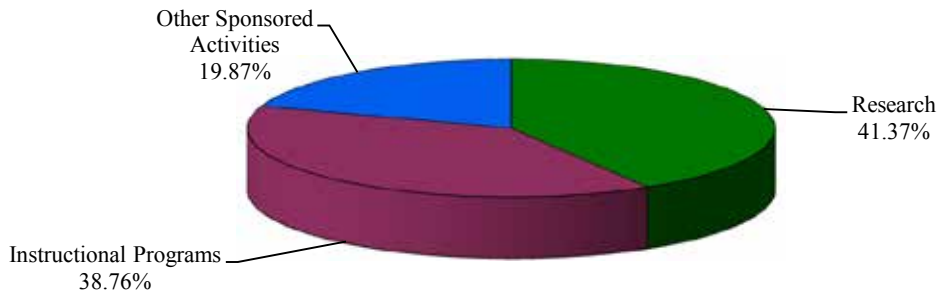
### AMOUNTS AND NUMBER OF AWARDS BY PURPOSE

FY 2015 - Amount Percentage



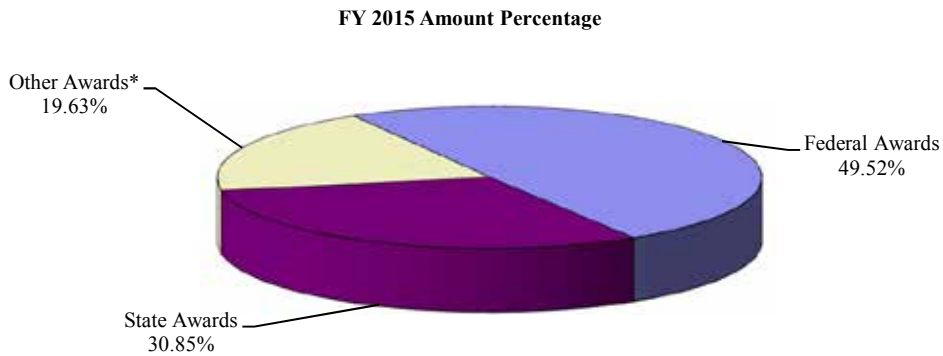
<b>PURPOSE OF FUNDING</b>	<b>Number of Awards</b>	<b>Amount of Awards</b>
Research	127	13,712,855
Instructional Programs	119	7,202,319
Other Sponsored Activities	61	8,994,666
<b>Total</b>	<b>307</b>	<b>29,909,840</b>

FY 2015 - Number Percentage

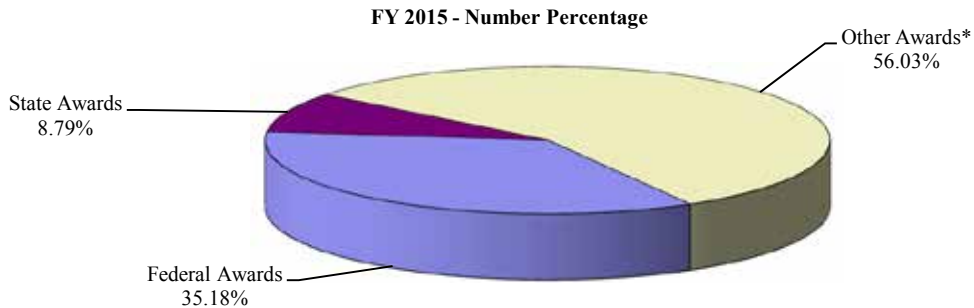


## FY 2015 Awarded Projects

### AMOUNTS AND NUMBER OF AWARDS BY SOURCE



<b>SOURCE OF FUNDING</b>	<b>Number of Awards</b>	<b>Amount of Awards</b>
Federal Awards	108	14,810,536
State Awards	27	9,227,597
Corporate Awards	89	2,250,253
Public/Non Profit	76	2,392,442
Foreign	7	1,229,012
<b>Total</b>	<b>307</b>	<b>29,909,840</b>

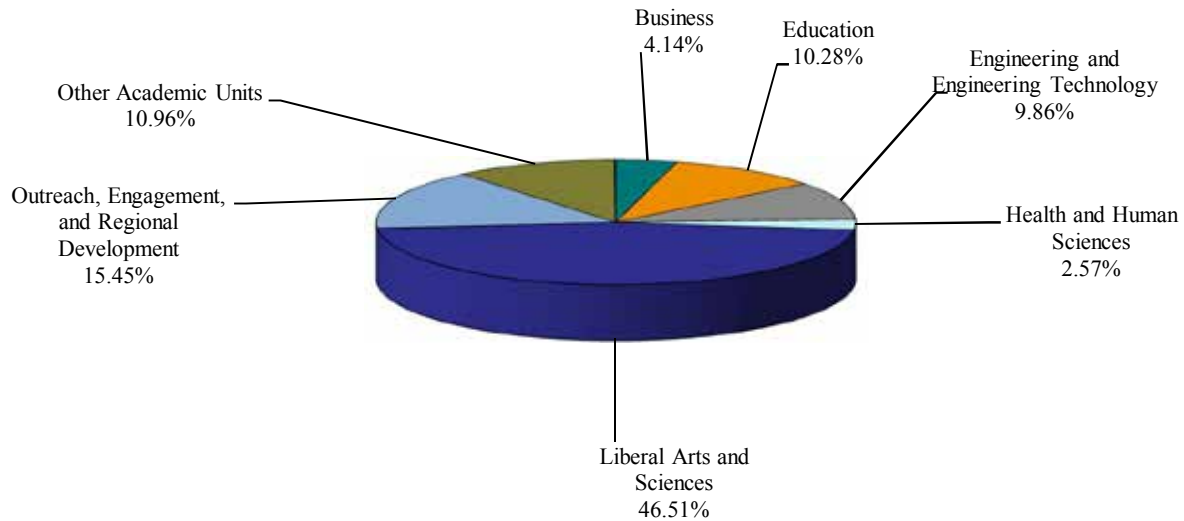


\*Other Awards - (Corporate, Public/Non Profit, and Foreign)

## FY 2015 Awarded Projects

### AWARDS BY COLLEGE

FY 2015 - Amounts per College

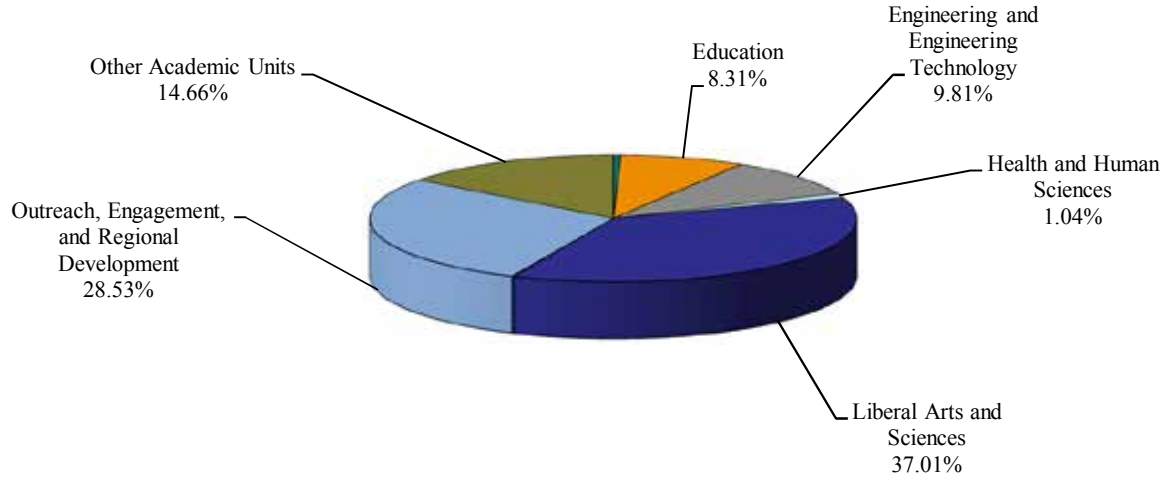


<b>COLLEGE/UNIT</b>	<b>FY12</b>	<b>FY13</b>	<b>FY14</b>	<b>FY15</b>
Business	1,399,812	1,400,000	1,916,291	1,239,582
Education	4,697,179	2,814,625	2,405,185	3,074,937
Engineering and Engineering Technology	3,754,151	3,690,487	3,301,032	2,948,968
Health and Human Sciences	283,748	497,694	122,059	770,090
Law		1,710,287		
Liberal Arts and Sciences	11,803,017	10,523,097	11,697,053	13,912,323
Outreach, Engagement, and Regional Development	2,161,913	5,226,075	13,724,204	4,621,545
Visual and Performing Arts	33,980	45,000	69,450	46,206
Other Academic Units	5,199,927	4,491,338	3,731,125	3,277,050
Other University Units	1,757,428	299,983	120,000	19,139
<b>Total</b>	<b>31,091,155</b>	<b>30,698,586</b>	<b>37,086,399</b>	<b>29,909,840</b>

## FY 2015 Awarded Projects

### EXPENDITURES BY COLLEGE

#### FY 2015 - Sponsored Funding Expenditures



<b>COLLEGE/UNIT</b>	<b>FY15</b>
Business	139,031
Education	2,321,152
Engineering and Engineering Technology	2,740,110
Health and Human Sciences	290,490
Liberal Arts and Sciences	10,339,722
Outreach, Engagement, and Regional Development	7,971,691
Visual and Performing Arts	41,779
Other Academic Units	4,095,466
<b>Total</b>	<b>27,939,441</b>

These data represent the amount of sponsored funding spent out during FY 2015 and are a financial measure of sponsored programs activities for a given timeframe. The data will not correlate to the award data recorded throughout this report. Award data reflect new funding to NIU while expenditure data reflects actual spending levels for all sponsored awards that were active in FY 2015.

## FY 2015 Awarded Projects

### ACADEMIC DEPARTMENT RANKINGS

<i>Rankings</i>	<i>Department/Unit</i>	<i>Dollars</i>	<i>College/Unit</i>
1	Psychology	4,314,112	Liberal Arts and Sciences
2	Dean's Office	2,751,076	Liberal Arts and Sciences
3	Physics	2,359,585	Liberal Arts and Sciences
4	Mechanical Engineering	1,593,642	Engineering and Engineering Technology
5	Literacy and Elementary Education	1,397,441	Education

### NON-ACADEMIC AND OTHER UNITS RANKINGS

<i>Rankings</i>	<i>Department/Unit</i>	<i>Dollars</i>	<i>College/Unit</i>
1.	Executive Vice President and Provost	2,188,536	Executive Vice President and Provost
2.	Motorcycle Safety Project	1,494,076	Outreach, Engagement, and Regional Development
3.	Center for Child Welfare and Education	1,317,769	Outreach, Engagement, and Regional Development
4.	Illinois Interactive Report Card	806,940	Outreach, Engagement, and Regional Development
5.	Northern Public Radio	607,493	Outreach, Engagement, and Regional Development

### INTERDISCIPLINARY UNIT RANKINGS

<i>Rankings</i>	<i>Department/Unit</i>	<i>Dollars</i>
1.	Center for the Study of Family Violence and Sexual Assault	3,208,435
2.	Center for the Interdisciplinary Study of Language and Literacy	1,646,010
3.	Center for Southeast Asian Studies	1,561,137
4.	Northern IL Ctr for Accelerator and Detector Development	941,780
5.	Center for Non-Governmental Organization Leadership and Development	826,724

## FY 2015 Awarded Projects

### COMPARISON OF FY 2014 AND FY 2015 AMOUNTS AWARDED By Academic and Other Administrative Units

	2014 Awards	2015 Awards
<b>COLLEGE OF BUSINESS</b>		
Accountancy	132,291	224,582
Dean's Office	1,784,000	1,015,000
<b>Total College of Business</b>	<b>1,916,291</b>	<b>1,239,582</b>
<b>COLLEGE OF EDUCATION</b>		
Dean's Office	1,101,000	834,275
Counseling, Adult and Higher Education	40,000	38,000
Educational Technology, Research, and Assessment		60,000
Kinesiology and Physical Education	264,956	4,500
Leadership, Educational Psychology and Foundations	180,799	316,621
Literacy and Elementary Education	372,999	1,397,441
Research, Evaluation and Policy Studies	67,271	31,500
Special and Early Education	378,160	392,600
<b>Total College of Education</b>	<b>2,405,185</b>	<b>3,074,937</b>
<b>COLLEGE OF ENGINEERING AND ENGINEERING TECHNOLOGY</b>		
Dean's Office	1,132,549	235,052
Electrical Engineering	71,922	174,706
Engineering Technology	207,935	180,511
Industrial and Systems Engineering	474,085	765,057
Mechanical Engineering	1,414,541	1,593,642
<b>Total College of Engineering and Engineering Technology</b>	<b>3,301,032</b>	<b>2,948,968</b>
<b>COLLEGE OF HEALTH AND HUMAN SCIENCES</b>		
Dean's Office		294,316
Allied Health and Communicative Disorders	92,820	106,762
Family, Consumer, and Nutrition Sciences	19,239	95,250
Nursing and Health Studies	10,000	273,762
<b>Total College of Health and Human Sciences</b>	<b>122,059</b>	<b>770,090</b>
<b>COLLEGE OF LIBERAL ARTS AND SCIENCES</b>		
Dean's Office	413,645	2,751,076
Anthropology	530,721	587,065
Biological Sciences	568,305	699,049
Center for Non-Governmental Leadership and Development		24,330
Center for Southeast Asian Studies	1,050,173	1,221,545
Center for the Study of Family Violence and Sexual Assault	220,000	
Chemistry and Biochemistry	867,187	123,480
Communication		6,912
Computer Science	759,063	546,360
English	54,900	
Geography	531,865	161,918
Geology and Environmental Geosciences	421,481	709,958
History	50,400	
Mathematical Sciences	272,112	7,000



## FY 2015 Awarded Projects

### COMPARISON OF FY 2014 AND FY 2015 AMOUNTS AWARDED By Academic and Other Administrative Units

	2014 Awards	2015 Awards
Philosophy	45,000	22,237
Physics	2,094,269	2,359,585
Political Science	26,000	11,000
Psychology	3,395,207	4,314,112
Public Administration	276,566	209,917
Sociology	16,170	10,000
Statistics	103,989	146,779
<b>Total College of Liberal Arts and Sciences</b>	<b>11,697,053</b>	<b>13,912,323</b>
 <b>COLLEGE OF VISUAL AND PERFORMING ARTS</b>		
Dean's Office	2,500	2,500
Art	50,400	
Art Museum	6,550	7,800
External Programming	10,000	
Music		5,106
Theatre and Dance	-	30,800
<b>Total College of Visual and Performing Arts</b>	<b>69,450</b>	<b>46,206</b>
 <b>OUTREACH, ENGAGEMENT AND REGIONAL DEVELOPMENT</b>		
Center for Child Welfare and Education	1,317,769	1,317,769
Center for Governmental Studies	613,239	89,051
Illinois Council on Economic Education	21,596	
Illinois Interactive Report Card	1,664,256	806,940
Motorcycle Safety Project	1,345,926	1,494,076
Northern Public Radio	35,633	607,493
Office of Education System Innovation	717,764	
Outreach, Engagement and Regional Development	7,521,000	
Regional Development Institute	443,930	214,217
Survey Research Team	43,091	91,999
<b>Total Outreach, Engagement and Regional Development</b>	<b>13,724,204</b>	<b>4,621,545</b>
 <b>OTHER ACADEMIC UNITS</b>		
Campus Child Care	12,000	10,319
Career Services	131,873	38,580
Division of Research and Innovation Partnerships, VP	2,059,219	116,982
Environment, Sustainability & Energy		192,060
International Program Office	10,000	10,000
International Student and Faculty Office		62,706
Provost Office	66,600	2,188,536
Precollegiate Programs	479,408	459,367
Student Services	211,316	
Student Support Services	681,054	
Teacher Certification	2,144	
University Libraries	77,511	198,500
<b>TOTAL OTHER ACADEMIC UNITS</b>	<b>3,731,125</b>	<b>3,277,050</b>

**FY 2015 Awarded Projects**

**COMPARISON OF FY 2014 AND FY 2015 AMOUNTS AWARDED  
By Academic and Other Administrative Units**

	<b>2014 Awards</b>	<b>2015 Awards</b>
<b>OTHER UNIVERSITY UNITS</b>		
Public Safety		19,139
Materials Management	120,000	-
<b>TOTAL OTHER UNIVERSITY UNITS</b>	<b>120,000</b>	<b>19,139</b>
<b>GRAND TOTAL</b>	<b>37,086,399</b>	<b>29,909,840</b>

## FY 2015 Awarded Projects

### AMOUNTS AWARDED BY PURPOSE

	Research	Instruction	Other Sponsored Activities
<b>COLLEGE OF BUSINESS</b>			
Accountancy	224,582		
Dean's Office	-	1,015,000	-
<b>Total College of Business</b>	<b>224,582</b>	<b>1,015,000</b>	<b>-</b>
<b>COLLEGE OF EDUCATION</b>			
Dean's Office		834,275	
Counseling, Adult and Higher Education			38,000
Educational Technology, Research, and Assessment		60,000	
Kinesiology and Physical Education		4,500	
Leadership, Educational Psychology and Foundations	296,133	20,488	
Literacy and Elementary Education	7,700	1,013,041	376,700
Research, Evaluation and Policy Studies			31,500
Special and Early Education	-	360,000	32,600
<b>Total College of Education</b>	<b>303,833</b>	<b>2,292,304</b>	<b>478,800</b>
<b>COLLEGE OF ENGINEERING AND ENGINEERING TECHNOLOGY</b>			
Dean's Office	85,052	100,000	50,000
Electrical Engineering	139,999		34,707
Engineering Technology	180,511		
Industrial and Systems Engineering	636,457	128,600	
Mechanical Engineering	1,521,142	-	72,500
<b>Total College of Engineering and Engineering Technology</b>	<b>2,563,161</b>	<b>228,600</b>	<b>157,207</b>
<b>COLLEGE OF HEALTH AND HUMAN SCIENCES</b>			
Dean's Office	285,441	8,875	
Allied Health and Communicative Disorders	10,000	96,762	
Family, Consumer, and Nutrition Sciences	45,100	50,150	
Nursing and Health Studies	273,762	-	-
<b>Total College of Health and Human Sciences</b>	<b>614,303</b>	<b>155,787</b>	<b>-</b>
<b>COLLEGE OF LIBERAL ARTS AND SCIENCES</b>			
Dean's Office	2,751,076		
Anthropology	97,473	90,117	399,475
Biological Sciences	699,049		
Ctr. For Non-Governmental Leadership and Development	16,650	7,680	
Center for Southeast Asian Studies		731,545	490,000
Chemistry and Biochemistry	113,480		10,000
Communication	6,912		
Computer Science	532,460		13,900
Geography	151,754	10,164	
Geology and Environmental	709,958		
Mathematical Sciences	7,000		
Philosophy	22,237		
Physics	1,760,461		599,124

## FY 2015 Awarded Projects

### AMOUNTS AWARDED BY PURPOSE

	Research	Instruction	Other Sponsored Activities
Political Science	11,000		
Psychology	1,033,054	342,623	2,938,435
Public Administration	12,668	197,249	
Sociology	5,000		5,000
Statistics	-	107,079	39,700
<b>Total College of Liberal Arts and Sciences</b>	<b>7,930,232</b>	<b>1,486,457</b>	<b>4,495,634</b>
<b>COLLEGE OF VISUAL AND PERFORMING ARTS</b>			
Dean's Office			2,500
Art Museum			7,800
Music		5,106	
Theatre and Dance	-	-	30,800
<b>Total College of Visual and Performing Arts</b>	<b>-</b>	<b>5,106</b>	<b>41,100</b>
<b>OUTREACH, ENGAGEMENT, AND REGIONAL DEVELOPMENT</b>			
Center for Child Welfare and			1,317,769
Center for Governmental Studies	78,656		10,395
Illinois Interactive Report Card			806,940
Motorcycle Safety Project		1,494,076	
Northern Public Radio			607,493
Regional Development Institute		214,217	
Survey Research Team	91,999	-	-
<b>Total Outreach, Engagement and Regional Development</b>	<b>170,655</b>	<b>1,708,293</b>	<b>2,742,597</b>
<b>OTHER ACADEMIC UNITS</b>			
Campus Child Care			10,319
Career Services			38,580
Division of Research and Innovation Partnerships, VP		116,982	
Environment, Sustainability & Energy	192,060		
International Programs Office	10,000		
International Student and Faculty Office			62,706
Precollegiate Programs			459,367
Provost's Office	1,700,529	408,007	80,000
University Libraries	3,500	-	195,000
<b>Total Other Academic Units</b>	<b>1,906,089</b>	<b>524,989</b>	<b>845,972</b>
<b>OTHER UNIVERSITY UNITS</b>			
Public Safety	-	-	19,139
<b>Total Other University Units</b>	<b>-</b>	<b>-</b>	<b>19,139</b>
<b>TOTAL</b>	<b>13,712,855</b>	<b>7,416,536</b>	<b>8,780,449</b>

## FY 2015 Awarded Projects

### AMOUNTS AWARDED BY SOURCE

	Federal	State	Corporate	Public/Non Profit	Foreign
<b>COLLEGE OF BUSINESS</b>					
Accountancy	224,582				
Dean's Office	-	25,000	940,000	50,000	-
<b>Total College of Business</b>	<b>224,582</b>	<b>25,000</b>	<b>940,000</b>	<b>50,000</b>	<b>-</b>
<b>COLLEGE OF EDUCATION</b>					
Dean's Office				701,000	133,275
Counseling, Adult and Higher Education		38,000			
Educational Technology, Research, and Assessment					60,000
Kinesiology and Physical Education				4,500	
Leadership, Educational Psychology and Foundations	296,133			20,488	
Literacy and Elementary Education	375,300	7,700		6,441	1,008,000
Research, Evaluation and Policy Studies	31,500				
Special and Early Education	392,600	-	-	-	-
<b>Total College of Education</b>	<b>1,095,533</b>	<b>45,700</b>	<b>-</b>	<b>732,429</b>	<b>1,201,275</b>
<b>COLLEGE OF ENGINEERING AND ENGINEERING TECHNOLOGY</b>					
Dean's Office	60,482		124,570	50,000	
Electrical Engineering	129,999		44,707		
Engineering Technology	180,511				
Industrial and Systems Engineering	10,739		724,718	29,600	
Mechanical Engineering	1,486,144	4,999	96,999	-	5,500
<b>Total College of Engineering and Engineering Technology</b>	<b>1,867,875</b>	<b>4,999</b>	<b>990,994</b>	<b>79,600</b>	<b>5,500</b>
<b>COLLEGE OF HEALTH AND HUMAN SCIENCES</b>					
Dean's Office	285,441		8,875		
Allied Health and Communicative Disorders	96,762			10,000	
Family, Consumer, and Nutrition Sciences	48,000		17,150	30,100	
Nursing and Health Studies	236,333	8,463		28,966	-
<b>Total College of Health and Human Sciences</b>	<b>666,536</b>	<b>8,463</b>	<b>26,025</b>	<b>69,066</b>	<b>-</b>
<b>COLLEGE OF LIBERAL ARTS AND SCIENCES</b>					
Dean's Office		2,751,076			
Anthropology	578,101			8,964	
Biological Sciences	642,126			56,923	
Center for Non-Governmental Leadership and Development				24,330	
Center for Southeast Asian Studies	1,221,545				
Center for the Study of Family Violence and Sexual Assault					
Chemistry and Biochemistry	53,480		70,000		
Communication				6,912	
Computer Science	532,460			13,900	
Geography	105,302		20,000	36,616	

## FY 2015 Awarded Projects

### AMOUNTS AWARDED BY SOURCE

	Federal	State	Corporate	Public/Non Profit	Foreign
Geology and Environmental Geosciences	691,658		11,300	7,000	
Mathematical Sciences				7,000	
Philosophy					22,237
Physics	2,357,003	2,582			
Political Science				11,000	
Psychology	979,199	2,938,435	35,155	361,323	
Public Administration				209,917	
Sociology				10,000	
Statistics	-	-	146,779	-	-
<b>Total College of Liberal Arts and Sciences</b>	<b>7,160,874</b>	<b>5,692,093</b>	<b>283,234</b>	<b>753,885</b>	<b>22,237</b>
<b>COLLEGE OF VISUAL AND PERFORMING ARTS</b>					
Dean's Office				2,500	
Art Museum		7,800			
Music				5,106	
Theatre and Dance	30,800	-	-	-	-
<b>Total College of Visual and Performing Arts</b>	<b>30,800</b>	<b>7,800</b>	<b>-</b>	<b>7,606</b>	<b>-</b>
<b>OUTREACH, ENGAGEMENT AND REGIONAL DEVELOPMENT</b>					
Center on Child Welfare and Education		1,317,769			
Center for Governmental Studies	89,051				
Illinois Interactive Report Card	468,086	338,854			
Motorcycle Safety Project		1,494,076			
Northern Public Radio		135,673		471,820	
Regional Development Institute				214,217	
Survey Research Team	91,999	-	-	-	-
<b>Total Outreach, Engagement and Regional Development</b>	<b>649,136</b>	<b>3,286,372</b>	<b>-</b>	<b>686,037</b>	<b>-</b>
<b>OTHER ACADEMIC UNITS</b>					
Campus Child Care				10,319	
Career Services		38,580			
Division of Research and Innovation Partnerships, VP		116,982			
Environment, Sustainability & Energy	192,060				
International Program Office			10,000		
International Student and Faculty Office	62,706				
Precollegiate Programs	459,367				
Provost's Office	2,188,536				
University Libraries	195,000	-	-	3,500	-
<b>Total Other Academic Units</b>	<b>3,097,669</b>	<b>155,562</b>	<b>10,000</b>	<b>13,819</b>	<b>-</b>
<b>OTHER UNIVERSITY UNITS</b>					
Public Safety	17,531	1,608			
<b>Total Other University Units</b>	<b>17,531</b>	<b>1,608</b>	<b>-</b>	<b>-</b>	<b>-</b>
<b>TOTAL</b>	<b>14,810,536</b>	<b>9,227,597</b>	<b>2,250,253</b>	<b>2,392,442</b>	<b>1,229,012</b>

## FY 2015 Awarded Projects

### AMOUNTS AWARDED WITH FEDERAL FUNDS\*\*

AGENCY	FY 12	FY 13	FY 14	FY 15
American Alliance for Health, Physical Education, Recreation & Dance	164,000			
American Institutes for Research				296,133
Applied Material Systems Engineering, Inc.				30,000
Argonne National Laboratory	898,134	1,240,007	924,066	915,165
Asia Foundation		10,000		
Bridget 12 Technologies, Inc.	34,999		100,000	
Brookhaven National Laboratory				60,000
Center for Infectious Disease Research				21,738
Chicago Field Office/U.S. Fish & Wildlife Service/ Department of the Interior		59,023		
Chicago Metropolitan Agency for Planning	48,620	30,641		
Children's Memorial Hospital	67,000			
City of DeKalb	2,090			
Columbia University	102,000	168,524	67,187	183,657
Communities in Schools of Aurora, Inc.	49,448	10,500	10,500	
Connected Living, Inc.		22,000		
Cook County Department of Public Health	25,000			
Consortium for Ocean Leadership			12,943	
Defense Advanced Research Projects Agency		1,060,000	140,059	
Defense Threat Reduction Agency		192,486	5,000	
Department of Agriculture	10,000	9,097	15,000	139,359
Department of Education	2,531,053	1,864,595	2,454,590	2,407,671
Department of Energy	691,526	352,687	432,000	1,098,674
Department of Health and Human Services	109,543			
Department of State	557,774	252,354	966,562	994,160
Department of the Army			25,000	
Economic Development Administration/DOC	726,156			
Educational Testing Service	56,634	46,289	26,716	15,008
Employment and Training Administration/DOL	985,521			
Environmental Protection Agency	14,935			
FAR-TECH, Inc.				50,000
Fermi National Accelerator Laboratory	117,674	284,645	366,090	397,775
Hampshire College	582			
Health Resources and Services Administration/DHHS	33,640			
Hines VA Hospital	8,004			20,000
Idaho State University				39,682
Illinois Board of Higher Education	487,200		263,000	128,000
Illinois Campus Compact			1,600	
Illinois Community College Board	25,000	25,000		
Illinois Department of Healthcare and Family Services		2,000,000		
Illinois Department of Transportation			150,000	17,531
Illinois Humanities Council			5,000	
Illinois Fiber Resources Management Group	20,000			
Illinois Institute of Technology	13,878	25,480	16,170	
Illinois Manufacturing Extension Center	1,616,694	1,302,353	2,046,864	1,700,529
Illinois Office of Health Information Technology	100,000			

## FY 2015 Awarded Projects

### AMOUNTS AWARDED WITH FEDERAL FUNDS\*\*

AGENCY	FY 12	FY 13	FY 14	FY 15
Illinois State Board of Education	840,372	1,354,999	1,689,819	468,086
Illinois Terrorism Task Force	5,440			
Illinois Water Resource Center				8,331
Institute of International Education		14,786	2,000	62,706
Institute of Museum and Library Services	575,000			150,000
Intelligence	20,250			
Invictus Medical, Inc.				129,999
Joint Commission on Accreditation of Healthcare Organizations	12,707			
Kane County Health Department		4,000		
Kansas State University	506,550	130,000	220,000	270,000
Learning Partnership	43,374	50,304	54,706	57,315
Los Alamos National Laboratory		82,165		
Massachusetts Institute of Technology	121,164	183,368		
McHenry County College		29,370		
Medical College of Wisconsin		34,360	32,000	
Missouri University of Science and Technology		40,000		
National Aeronautics and Space Administration		92,676	101,258	96,971
National Endowment for the Arts/National Fndn. On the Arts & Humanities	10,000	10,000	10,000	
National Endowment for the Humanities/National Fndn. On the Arts & Humanities		25,000	157,139	195,000
National Heart, Lung, and Blood Institute/NIH/DHHS		354,358		
National Institute of Allergy and Infectious Diseases/NIH DHHS	427,235		356,130	
National Institute of Child Health and Human Development/NIH/DHHS	418,351	73,500		
National Institute of Mental Health/NIH/DHHS		402,750	461,165	
National Institute of Standards & Technology/Technology Administration/DOC			1,208,291	1,181,467
National Institute on Minority Health and Health Disparities/NIH/DHHS				198,494
National Institutes of Health/DHHS	395,211		73,500	446,900
National Science Foundation	2,858,844	1,297,674	2,556,188	1,894,637
National Security Agency	56,608	20,000		
Northeastern University		100,080	43,000	10,739
Northwestern University				345,923
Ohio State University			10,000	
OcuMetrics, Inc.		58,000		
Quality Quest for Health of Illinois, Inc.				42,000
RadiaBeam Technologies, LLC				58,915
Rockford Region Economic Development				10,395
Salus University	39,224	31,900	32,324	32,600
School District #33, West Chicago				31,500
School District #186, Murphysboro	385,500			
Science Applications International Corporation	100,000			
Southern Illinois University at Edwardsville	13,536	6,912	16,994	15,437
TERC		18,770	19,200	



## FY 2015 Awarded Projects

### AMOUNTS AWARDED WITH FEDERAL FUNDS\*\*

AGENCY	FY 12	FY 13	FY 14	FY 15
U.S. Army Institute for the Behavioral and Social Sciences (ARI)		160,527	80,000	60,000
U.S. Army Medical Department	58,062		112,291	224,582
U.S. Department of Defense (Rock Island Arsenal)	149,000	23,500		
U.S. Fish & Wildlife Service/Department of the Interior	60,000	210,622	39,410	
U.S. Geological Survey/Department of the Interior	134,034	25,000		90,000
Universities Research Association, Inc.				23,000
University of Chicago		70,277		
University of Illinois at Chicago	35,000			17,839
University of Kansas	59,616	59,046	43,113	
University of Louisville		76,376		
University of Minnesota		138,655	17,796	49,999
University of Nevada, Las Vegas		26,316	60,812	72,365
University of North Texas	58,579			
University of Notre Dame	17,280	13,740		29,280
University of Washington				20,974
University of Wisconsin at Whitewater	761,388			
Vanderbilt University	39,063	127,688		
Washington University	-	-	34,025	-
<b>TOTAL</b>	<b>17,698,493</b>	<b>14,302,400</b>	<b>15,459,508</b>	<b>14,810,536</b>

\*\*Includes flow through funding

## FY 2015 Awarded Projects

### AMOUNTS AWARDED WITH STATE FUNDS\*\*

AGENCY	FY 12	FY 13	FY 14	FY 15
Attorney General		1,710,287		
Board of Higher Education	274,020	624,427		
Chapin Hall				8,463
Chicago Trading Company				25,000
Department of Children and Family Services	5,551,878	4,151,932	4,126,587	4,256,204
Department of Commerce and Economic Opportunity	364,051			
Department of Human Services		64,376	7,521,000	
Department of Natural Resources	9,950			
Department of Public Health	713,857	251,186	413,645	2,752,684
Department of Transportation	1,352,874	1,555,855	1,345,926	1,494,076
Department of Veteran's Affairs	67,970			
Illinois Arts Council	157,798	53,082	6,550	115,200
Illinois Board of Higher Education			129,852	155,562
Illinois Community College Board	25,000	25,000		
Illinois Emergency Management Agency			211,316	
Illinois Main Street			53,000	
Illinois Nature Preserves Commission			9,900	
Illinois State Library	28,498			
Illinois State University	9,664	14,105		
Kane County Health Department	4,783			
Kenneth Young Center			40,000	38,000
State Board of Education	100,000	760,000	717,764	346,554
State Library		28,273	35,633	28,273
Southern Illinois University at Edwardsville			13,916	
University of Illinois	2,800			
University of Illinois at Chicago				7,581
University of Illinois at Urbana-Champaign	32,488	401,597	198,437	-
<b>TOTAL</b>	<b>8,695,631</b>	<b>9,640,120</b>	<b>14,823,526</b>	<b>9,227,597</b>

\*\*Includes flow through funding

## FY 2015 Awarded Projects

### AMOUNTS AWARDED WITH CORPORATE FUNDS

	FY 12	FY 13	FY 14	FY 15
21st Century			10,850	
3M Corporation	127,707	18,386	121,320	
720 Worldwide, Inc.				25,000
Abbott Laboratories Fund		23,500	23,500	
Abbott Nutrition		10,000		10,000
AbbVie Inc.		105,000	41,000	107,079
Accertify, Inc.		23,500	23,500	25,000
Acxiom Corp. Totals	22,000	22,000		
AGCO Corp.		23,500	48,500	25,000
ALCAT Worldwide			14,469	
Allstate Insurance Corp.	20,250			
AMER Sports/Wilson Sporting Goods	22,000	22,000		
American Express			29,000	
Anchor Brake Shoe Co., LLC	22,000	22,000		
Aon Hewitt			58,000	
Applied Material Systems Engineering, Inc.			24,000	12,000
Arcelor Mittal				25,000
AST Corporation				25,000
Aurora Metals Division, LLC				12,000
Austin-Westran			6,000	
Automation Software Technologies, Inc.	20,250			
Beeline, Inc.	22,000	22,000		
Bergstrom, Inc.				25,000
Billy Casper Golf	20,250			
Boeing Company	20,250			
Bose				28,280
Boston Scientific	20,250			
Brocade	30,298	39,959		
Cadence Health System				8,875
Calamos Investments		10,000		
Callahan Mechanical Sales, Inc.				25,000
Capstone Worldwide, Inc.			25,000	
Career Education Corp.		23,500	23,500	
Caterpillar, Inc.	224,971	166,415	154,201	447,335
CB&I, Inc.	20,250			
CDW Corporation		23,500	23,500	
Cell Science Systems				15,000
Century Aluminum				25,000
ChemNova Technologies, Inc.				60,000
Chicago Trading Company			25,000	
CIGNA				25,000
Citigroup, Inc.	20,250			
Colgate-Palmolive Company				10,000
CompuCom Systems, Inc.			29,000	
Concentra, Inc.		23,500		
Consumer Electronics Distributors, Inc.	22,000	23,500	23,500	
CPR Cell Phone Repair			29,000	
Creekside Land Holdings, LLC		8,000		

## FY 2015 Awarded Projects

### AMOUNTS AWARDED WITH CORPORATE FUNDS

	FY 12	FY 13	FY 14	FY 15
CSC, Inc.	22,000	22,000		
CST Storage			6,000	
CVS Caremark			54,000	25,000
Danze, Inc.			25,000	25,000
Daubert Chemical Company, Inc.				7,000
Del Monte Foods		36,666		
Dentsply International, RINN Division	22,000	22,000		
Dirksen Center for Neuropsychology		16,808		
Discount Magazines, LLC	20,250			
Discover Financial Services			29,000	
Diversity Connected			25,000	25,000
DoAll Sawing Products			975	
Do It Best Corporation		10,000		10,000
Driv-Lok, Inc.			14,219	
DuKane Precast, Inc.	137,539	42,725		
Dunlee, A Division of Philips Healthcare			12,000	33,000
Echo Global Logistics			25,000	25,000
Edgient Corporation	20,250			
Edward Don & Company			29,000	
ELS Educational Services, Inc.			10,000	10,000
ENCAP, Inc.	20,250			
Engineering Plus, LLC			25,000	25,000
Enjoy Life Natural Brands, LLC		6,000		
Escort, Inc.		10,000		
F&I Administration Solutions		23,500	23,500	
Faurecia			10,000	
Federal Signal Corporation				25,000
Fifth Third Securities	22,000	22,000		
First Merit Bank	22,000	22,000		
FMC Technologies		23,500	23,500	
Forecast5 Analytics, Inc.		13,997		
Fromm International			58,000	
Fusion Sports Center			25,500	
G O'Neil Plumbing, Inc.	22,000	22,000		
Gallagher Bassett Services, Inc.	22,000	22,000		
General Motors Company			55,000	55,000
Hamilton Sundstrand Corporation	25,000	25,000	25,000	29,999
HR Green	15,000	15,000	17,495	
Huskie Tools, Inc.	22,000	22,000		
Illini State Bank	335			
Indak Manufacturing, Inc.		23,500	23,500	
Infosys Technologies, Inc.	20,250			
Insurance Auto Auctions, Inc.				10,000
Intelligent Medical Objects, Inc.		3,000		
Invigorate Corporation				25,000
Ipsen, Inc.			29,000	25,000
Iris Mobile	22,000	22,000		
Ismile				25,000
ITW, Inc.		23,500	23,500	

## FY 2015 Awarded Projects

### AMOUNTS AWARDED WITH CORPORATE FUNDS

	FY 12	FY 13	FY 14	FY 15
Jewel-Osco		10,000		10,000
JL French/Allotech International	13,350			
Ju strite Manufacturing Company			29,453	21,299
Kellogg Company		23,500		
Key Performance Ideas		22,000		
Key Reversal Trading, Inc.				25,000
Knaack LLC		10,000	20,000	10,000
L.A. Care Industries, LLC	4,173			
Lenze Americas				25,000
Line Craft, Inc.		23,500	23,500	
Liquitech, Inc.			17,130	
LMS, Inc.	20,250			
Lorin Industries	11,945	8,938	7,010	
M&J Rayburn Corp.	22,000	22,000		
MacLean-Fogg Company		23,500	23,500	
Mars Chocolate		23,500	47,000	
Martin Engineering	20,250			
MC Consulting, Inc.				39,700
McDonald's Corporation		10,000	10,000	10,000
Medrad, Inc.	20,250			
Midwest Manufacturing		23,500		
Midwest Renewable Capital	2,500			
Mi-Jack Products, Inc.				11,012
MKD Electric			29,000	
Mondelez International				25,000
Moore Glass			1,250	
Morgan Stanley			29,000	
Motorola Mobility		10,000		
Motorola Solutions				25,000
National Bank & Trust Company	890			
National Express				25,000
Navistar Defense, LLC		23,500	23,500	
Navistar Inc.	22,000	290,000	110,000	125,000
Navitus Health Solutions			25,000	25,000
New Dimensions Precision Machining	20,250			
Nokia LC	27,565			
Northern Illinois IMG Sports Marketing			10,000	
OfficeMax, Inc.	22,000	22,000		
Omron Automotive Electronics, Inc.	42,250	22,000		
Optimum Nutrition, Inc.	20,250			
PCI, Inc.				25,000
PetAg, Inc.			1,200	
Phonak Hearing Systems		59,583		
Physicians Immediate Care			23,500	
PPG Aerospace		23,500	23,500	
Precast/Prestressed Concrete Institute			25,000	
Premier Crop Systems				20,000
PricewaterhouseCoopers	10,000	20,000	10,000	
Prince Castle LLC				10,000

## FY 2015 Awarded Projects

### AMOUNTS AWARDED WITH CORPORATE FUNDS

	FY 12	FY 13	FY 14	FY 15
Private Sponsor			20,000	31,361
QEMTEK Communications and Consulting, Ltd.	14,624			
Quality Fabricators, Inc.				23,989
Quantum Financial Group, Inc.	22,000	22,000		
Radco Industries, Inc.			25,000	25,000
Rasmussen College, Inc.		23,500	23,500	
Raynor Worldwide			15,000	
Rexam Beverage Can			25,000	25,000
Right Pointe Co.	22,000	22,000		
Ross Dress for Less, Inc.		18,635		
RTM & Associates		36,960		
Safe-T-Sense			25,000	25,000
Sears Holding Corporation	40,500	22,000	170,000	
Securitas Security Services USA, Inc.	20,250			
Siemens EA Inc.		47,000	47,000	
Six-Sigma		79,000	64,500	69,000
SPX Hydraulic Technologies		104,888	46,986	25,742
Suncast Corporation	101,011	22,709		
SunCoke Energy		23,500	23,500	
Susan Myket, Ph.D. & Associates		45,946	16,708	35,155
Symbiotic, Inc.				2,150
TAG Healthcare		151		
TCF Inventory Finance				25,000
Tebala Shriners				10,000
Tee Group Films	66,890			
Tek Pak, Inc.				30,000
Tellabs	20,250			
Tempco Electric Heater	20,250			
TEQ		22,000		
Tetra Discovery Partners, LLC		3,750		
Tezzaron Semiconductor, Corp.			30,000	10,000
Thermo Fisher Scientific			29,000	
Timken Corporation	20,250			
True Value Hardware	22,000	22,000	10,000	
TTX Company Totals	22,000	22,000		
Turn-Key Forging & Design, Inc.	22,000	22,000		
ULTA, Inc.				25,000
Underwriter Laboratories			23,500	
United Airlines	22,000	22,000		25,000
United Health Group	22,000	22,000		
US Foods, Inc.			23,500	
UTC Aerospace Systems				24,570
Valspar Corporation		23,500	23,500	
Various and Corporate Sponsors	648,307			
Videojet Technologies, Inc.	22,000			
Village of Lemont	9,350	3,500		
Viskase Companies, Inc.			25,000	25,000
VivaKi Nerve Center	22,000	22,000		
Voxtel, Inc.				34,707
Walgreen Co.		22,000		

## FY 2015 Awarded Projects

### AMOUNTS AWARDED WITH CORPORATE FUNDS

	FY 12	FY 13	FY 14	FY 15
Waste Management				25,000
Williams Lea NA, Inc.	20,250			
Woods Equipment Company				6,000
Worlds of Wisdom, LLC			29,000	
W.W. Grainger			29,000	
XL Academics	17,600	37,350	13,280	
Zurich North America	20,250	-	-	-
<b>TOTAL</b>	<b>2,567,305</b>	<b>2,442,866</b>	<b>2,528,546</b>	<b>2,250,253</b>

## FY 2015 Awarded Projects

### AMOUNTS AWARDED WITH PUBLIC/NON PROFIT FUNDS

	FY12	FY13	FY14	FY15
Advocate Good Shepherd Hospital	9,843			
Alexian Brothers - St. Alexius Medical Center	14,451	11,500	13,958	
Alexian Brothers Medical Center	12,729	11,500	11,310	
American Academy of Pediatrics		850		
American Access Casualty Co.	22,000	22,000		
American Chemical Society			100,000	
American Institute of Bisexuality		44,675		
American Library Association				3,500
American Philosophical Society		6,000		
American Physical Society	10,000			
American Society of Safety Engineers	30,965			
American Speech-Language-Hearing Foundation				10,000
American Water Works Association			10,000	
Arts Alliance Illinois			20,000	
Asian Cultural Council	12,000			
Association for Counselor Education and Supervision		875		
Batavia Public Library District			34,920	
Bloomington Economic Development	600			
Burroughs Wellcome Fund	7,500			
C. Charles Jackson Foundation (CCJF)		5,000		
Casualty Actuarial Society (CAS)		8,000	18,000	
Center for Rural Strategies			2,500	
Center for the Study of Federalism				12,668
CGH Medical Center				4,600
Charles G. Koch Charitable Foundation			4,000	11,000
Chicago Public Schools		10,877		
Chicago Rockford International Airport			5,400	
Chicago Transit Authority	22,000	22,000		
Christianity Today		23,500	23,500	
City of Aurora		12,716		
City of Batavia	9,940			
City of DeKalb	2,600	86,072	840	12,086
City of Dixon			50	
City of Elgin	15,500	45,382	1,495	
City of Geneva		26,320		
City of Highland Park				18,118
City of Janesville			27,500	
City of Joliet			15,000	
City of Lake Forest			31,938	
City of Lincoln			2,500	
City of Montgomery				21,840
City of Rochelle	2,000			
City of Rock Island		12,430	7,500	
City of St. Charles		300		
City of Wheaton	1,500			
City of Yorkville				27,300
Civic Leadership Academy			6,000	
Civic Orchestra, The				5,106
CMA Certification Evaluation Board	20,250			



## FY 2015 Awarded Projects

### AMOUNTS AWARDED WITH PUBLIC/NON PROFIT FUNDS

	FY12	FY13	FY14	FY15
CME Group Foundation				13,900
College of Lake County		105,500	102,500	102,000
Columbia College			50	
Columbus Zoo				5,000
Community-Academic Consortium for Research on		1,000		
Community Consolidated School District #15		17,031		17,031
Community Coordinated Child Care	2,655	1,600	16,000	
Community Economic Development Association of Michigan			500	
Conservation International			5,000	
Consortium for Educational Change				20,488
Consortium for Ocean Leadership		37,152		
Cook County			95,560	
Corporation for Public Broadcasting	224,953	224,628		471,820
Council of American Overseas Research Centers		12,000		
County of Grundy			10,000	
County of McHenry		11,375		
DeKalb County Community Foundation	4,500	5,400	10,745	38,549
DeKalb County Court Services		42,816	21,408	21,408
DeKalb County Economic Development Corporation	7,456	8,902	10,089	10,164
DeKalb Fire Department		170		
Delnor Community Hospital	11,008	10,020	11,310	
Dumbarton Oaks		14,000		
Earhart Foundation			20,000	
Econ Illinois	13,300	34,896	21,596	
Elgin Area Chamber of Commerce	85		75	
Elgin Community College	10,000			
Environmental Education Association of Illinois		200		
Equality Development and Globalization Studies		5,000		
Exceptional Children Have Opportunities (ECHO)	16,725	17,031		13,216
Field Museum of Natural History		4,500		
Fight Crime Invest in Kids, Illinois		200		
Frankfort Public Library		5,975		
Friends of Nachusa Grasslands				750
Genoa-Kingston Community Unit School District 424	16,725	34,062		35,008
Gerber Foundation	48,101			
Governor's Rural Affairs Council		5,000		
Great Lakes Athletic Trainers' Association (GLATA)		1,450		
Greater Livingston County Economic Development	600			
Grundy County Economic Development			575	
Hanover Township			2,990	
Harper College	600	111,000	16,000	
Heartland Blood Centers	22,000	22,000		
Highland Community College			4,000	
Howard (George A. & Eliza Gardner) Foundation		15,000		
ICMA's Governmental Affairs and Policy Committee			5,000	
iFiber				68,000
IIT Research Institute	20,250			
Illinois Association of Environmental Professionals				1,000
Illinois Association of School Business Officials		318,416	345,500	406,500

## FY 2015 Awarded Projects

### AMOUNTS AWARDED WITH PUBLIC/NON PROFIT FUNDS

	FY12	FY13	FY14	FY15
Illinois Chamber of Commerce			33,875	
Illinois Children's Mental Health Partnership	10,000			
Illinois City/County Management Association			124,574	
Illinois Clean Energy Community Foundation	15,295		120,000	
Illinois Critical Access Hospital Network	8,500	4,600	1,000	
Illinois Humanities Council		5,000	4,500	
Illinois Institute for Local Government			24,000	
Illinois Mathematics and Science Academy	31,500			
Illinois Municipal Retirement Fund		75		
Illinois Network of Child Care Resource & Referral		7,000		117,000
Illinois Rural Health Network			195,240	146,217
Illinois Valley Area Chamber of Commerce and Economic Development			3,500	
Indian Creek C.U.S.D. #425	29,256			
Institute for Money, Technology, & Financial Inclusion		19,800		
International Reading Association			7,700	
International Waldenstrom's Macroglubulinemia Foundation			113,981	
Iowa State University		4,366	4,438	4,510
Japanese Chamber of Commerce and Industry of Chicago				5,041
JG Cook Memorial Library			7,500	
Joliet Junior College				25,000
Kane County		10,000		
Kane County Court Services				5,000
Kane County Fit for Kids Funders' Consortium		4,860		
Kane County Health Department	24,180			14,633
Katherine Shaw Bethea Hospital	22,000	22,000		
Kenneth Young Center	25,000	34,543		
Kishwaukee Community Hospital	144,732	10,020	8,354	
Kishwaukee Health System			13,958	
Kreider Services, Inc.	42,440	23,740		64,500
Lake County Chiefs of Police Association			2,352	
Lake County Forest Preserrve District			30,296	40,663
Lake County Municipal League		2,350		
Leakey (Louis S.B.) Foundation		21,849		
Linden Oaks Hospital	11,008		22,650	
Little City of Palatine			7,920	
Local Government News			8,900	
Logan County Family & Children First Council			27,310	
Love Christian Clearinghouse			175	
Luce (Henry) Foundation, Inc.	22,000			
Lurie Children's Hospital of Chicago, Ann and Robert H.		6,364		
McDonald (Ronald) House Charities			7,500	
McHenry Community College		8,000		
McHenry County			3,000	
McHenry County Mental Health Board			1,532	
McKnight Foundation			120,000	
Metropolitan Family Services	22,000	22,000		
Mid-America College Health Association	1,300			
Mid-Valley Special Ed Cooperative	20,250	18,923		

## FY 2015 Awarded Projects

### AMOUNTS AWARDED WITH PUBLIC/NON PROFIT FUNDS

	FY12	FY13	FY14	FY15
Midwest Leadership Academy			2,160	
Missouri Foundation for Health	247,056	240,000		
Missouri State University	41,543	14,758		
Moore (Gordon & Betty) Foundation	150,000			
Motorola Foundation	50,000	50,000	40,000	50,000
Muslim Student Association		3,714	1,714	
Naperville Area Chamber of Commerce			29,000	
National Art Education Foundation	9,980			
National Collegiate Athletic Association	30,000			
National Communication Association				6,912
National Geographic Society			12,000	
National Safety Council				
National Safety Education Center		860,227	704,350	
National Socio-Environmental Synthesis Center				25,000
Nature Conservancy		49,966		7,000
NBATA Foundation	2,500			
New Day Treatment Program, P.C.	33,415			
North Central Association for Counselor Education and		1,000		
North Central Illinois Council of Governments			29,500	
Northern Illinois Food Bank				20,100
Northwestern University				10,333
Oak Crest Retirement Center	4,650	12,460		
Ohio State University			10,000	
Opportunity House, Inc.	20,668	20,668	12,314	12,314
Polyurethane Manufacturers Association			5,000	
Poplar Creek Public Library	406			
Positive Parenting DuPage	60,000			
Primate Conservation, Inc.				1,500
Rockford Area Economic Development	10,000	10,000		
Rockford Metropolitan Agency for Planning	36,000			
Rockford Public School District # 205		52,710		
Rowan University		16,500		
Rural Partners			5,000	
Rutgers, the State University of New Jersey				7,464
Sandwich Park District		1,150		
Save a Vet			4,000	
School District # 31, West Northfield			58,500	58,500
School District # 33, West Chicago	45,000	45,000	45,000	
School District # 68, Woodridge		17,031		
School District # 86, Joliet	29,798	30,444	60,888	30,444
School District # 88, Plano		104,000	35,000	
School District # 154, Wolcott School, Thornton				9,461
School District # 155, Community High School		66,000	33,000	
School District # 202, PORTA			4,900	
School District # 211, Township High		54,000	54,000	
School District # 302, Kaneland	2,360			
School District # 303, St. Charles	19,513	21,531	27,796	27,796
School District # 365U, Valley View, Romeoville				5,177
School District # 401, Elmwood Park		40,000	80,000	
School District # 425, Indian Creek			17,031	17,031

## FY 2015 Awarded Projects

### AMOUNTS AWARDED WITH PUBLIC/NON PROFIT FUNDS

	FY12	FY13	FY14	FY15
School District # 428, DeKalb Community Unit				17,977
School District # 432, Somonauk	10,613			
Senator Sue Rezin	175			
Sheltered Village, Inc.	20,668	20,668	20,668	20,668
Sherman Hospital	14,451		19,835	
Sigma Theta Tau International		2,000		4,000
Simons Foundation				7,000
Society for the Study of School Psychology	11,808			
Society for the Teaching of Psychology			1,500	
Society of Exploration Geophysicists	9,300			
Society of Actuaries		9,900		
Society of Woman Geographers			12,000	
Society for Human Resource Management				69,292
Society for the Scientific Study of Religion				5,000
Special Education District of Lake County (SEDOL)	4,681	4,910		
State Universities Retirement System of Illinois	270			
South Suburban Mayors and Managers Association			135,130	
Southwestern Illinois College			19,800	
Sport Management Leadership Foundation			4,500	4,500
Sycamore Chamber of Commerce			3,520	
Tanzania Development Support		13,600		27,400
The Field Museum			3,000	
Tribeca Flashpoint Media Arts Academy			29,000	
Triton College		3,500		
Township of Sugar Grove			1,500	
Two Rivers Head Start				10,000
Universities Research Association, Inc.	22,125		27,126	
University of Chicago	20,250			
University of Notre Dame			45,000	
University of Wisconsin-Madison		45,000		
VentureWell				5,000
Village of Antioch	3,900	1,000		
Village of Bannockburn			33,264	
Village of Beach Park			4,750	
Village of Buffalo Grove	5,060	2,875		
Village of Campton Hills				15,400
Village of Carol Stream	19,972	19,850	42,442	26,452
Village of Cherry Valley	75			
Village of Diamond		1,500		
Village of Downers Grove			16,896	
Village of Elk Grove				16,170
Village of Gilberts		24,948		
Village of Glencoe		27,720	7,750	
Village of Glen Ellyn			27,720	
Village of Glenview				33,600
Village of Hanover Park			6,950	
Village of Homer Glen		36,288		
Village of Itasca				19,800
Village of Kenilworth			27,720	
Village of Lake in the Hills			4,750	

## FY 2015 Awarded Projects

### AMOUNTS AWARDED WITH PUBLIC/NON PROFIT FUNDS

	FY12	FY13	FY14	FY15
Village of Lake Zurich			10,237	
Village of Lincolnwood			22,176	
Village of Lisle			5,250	
Village of Morton Grove			35,112	
Village of Mundelein			25,200	
Village of Oswego			21,120	
Village of Park Forest		10,429	4,420	
Village of Pingree Grove			4,900	
Village of Richton Park	3,220			
Village of River Forest		28,560		
Village of Roselle	4,600	500	6,750	
Village of Schaumburg			29,000	
Village of Shorewood	3,200			
Village of Villa Park		28,228		
Village of Western Springs				5,535
Visiting Nurse Association of Fox Valley	5,040			
Waubonsee Community College		177,523		
West Chicago School District #33	8,355	8,355	8,355	
West Virginia University Research Corporation			10,000	
Western Interstate Commission for Higher Education	4,500	2,000		
Whiteside County Economic Development			2,000	
William Rainey Harper College			85,000	17,000
Wilson (Woodrow) International Center for Scholars				
Winnetka Public School	18,483			
Wisconsin City/County Management Association			43,250	
YMCA of Metro Chicago	-	-	25,000	25,000
<b>TOTAL</b>	<b>2,005,932</b>	<b>3,822,324</b>	<b>4,033,308</b>	<b>2,392,442</b>

## FY 2015 Awarded Projects

### AMOUNTS AWARDED WITH FOREIGN FUNDS

Durham University (Templeton (John) Foundation)	22,237
Kansas State University (The Secretariat for Higher Education, Science, Technology, and Innovation of Ecuador)	1,008,000
Miaoli County Government Education Department, Taiwan	47,075
Namiki Precision Jewel Co., Ltd.	5,500
NUTN Affiliated Elementary School of Tainan, Taiwan	86,200
Royal Commission for Jubail and Yanbu	60,000
<b>TOTAL</b>	<b>1,229,012</b>

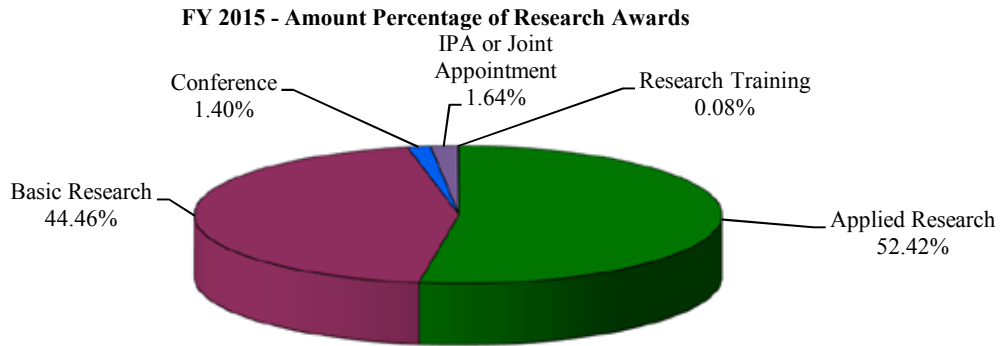




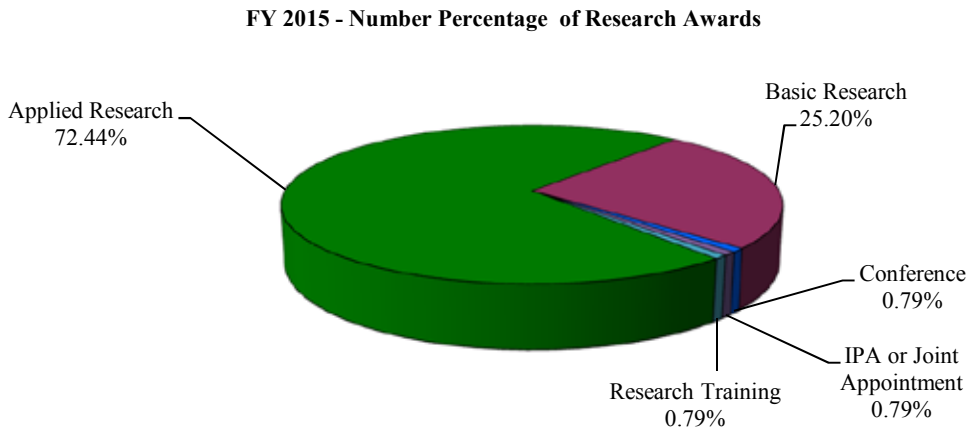


## FY 2015 Awarded Projects

### AMOUNTS AND NUMBER OF RESEARCH AWARDS

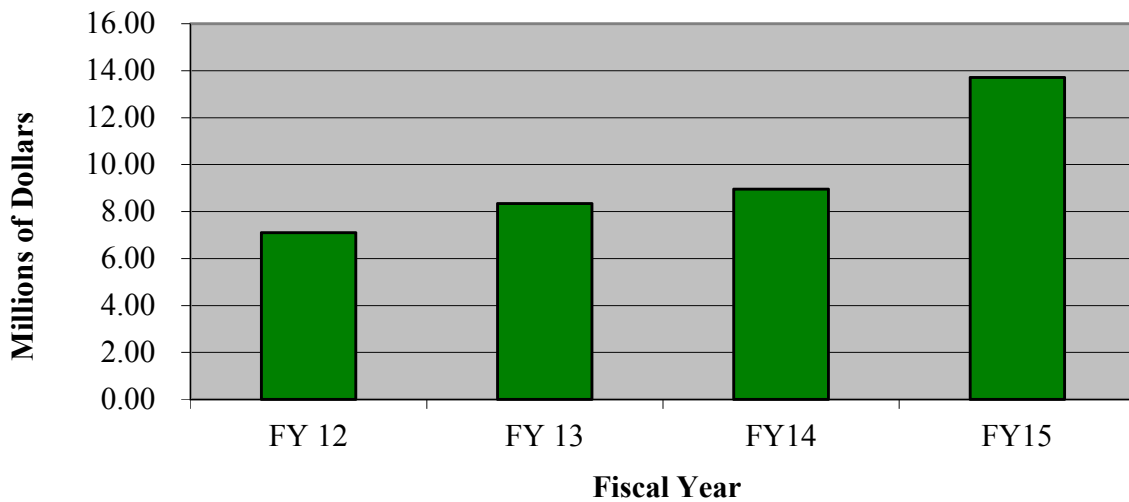


<b>PURPOSE OF FUNDING</b>	<b>Number of Awards</b>	<b>Amount of Awards</b>
Applied Research	92	7,188,185
Basic Research	32	6,097,028
Conference	1	192,060
IPA or Joint Appointment	1	224,582
Research Training	1	11,000
<b>Total</b>	<b>127</b>	<b>13,712,855</b>



## FY 2015 Research Awards

### ALL RESEARCH AWARDS Fiscal Years 2012 - 2015



#### College Comparison

COLLEGE/UNIT	FY 12	FY 13	FY 14	FY 15
Business	58,062		132,291	224,582
Education	535,934	244,226	202,415	303,833
Engineering and Engineering Technology	1,254,948	2,103,260	2,093,663	2,563,161
Health and Human Sciences	41,841	285,739	15,239	614,303
Law				
Liberal Arts and Sciences		246,842	413,645	2,751,076
Life, Physical and Mathematical Sciences	3,433,625	4,063,457	5,018,459	3,974,162
Social Sciences	1,696,424	1,619,327	925,518	1,204,994
Visual and Performing Arts	9,980	29,000	50,400	
Outreach Engagement, and Regional Development	25,000		17,796	170,655
Other Academic Units	44,442		87,511	1,906,089
Other University Units	-	-	-	-
<b>Total</b>	<b>7,100,256</b>	<b>8,591,851</b>	<b>8,956,937</b>	<b>13,712,855</b>

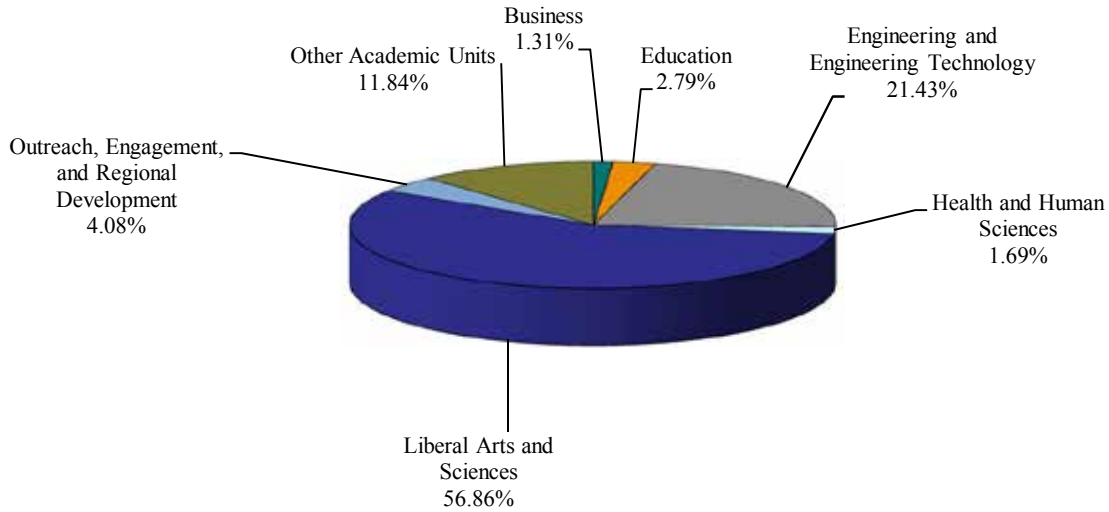
#### FY 2015 Research Awards by Source

Source	Amount	Amount Percentage	Number of Awards	Number Percentage
Federal	9,811,366	71.55%	74	58.27%
State	2,772,238	20.22%	5	3.94%
Corporate	781,587	5.70%	22	17.32%
Public/Non Profit	325,427	2.37%	25	19.69%
Foreign	22,237	0.16%	1	0.79%
<b>Total</b>	<b>13,712,855</b>	<b>100.00%</b>	<b>127</b>	<b>100.00%</b>

## FY 2015 Awarded Projects

### RESEARCH EXPENDITURES BY COLLEGE

FY 2015 - Amounts per College



COLLEGE/UNIT	FY15
Business	138,971
Education	296,190
Engineering and Engineering Technology	2,272,477
Health and Human Sciences	179,564
Law	
Liberal Arts and Sciences	6,030,534
Outreach, Engagement, and Regional Development	432,861
Visual and Performing Arts	66
Other Academic Units	1,255,771
Other University Units	-
<b>Total</b>	<b>10,606,434</b>

These data represent the amount of sponsored funding spent out during FY 2015 and are a financial measure of sponsored programs activities for a given timeframe. The data will not correlate to the award data recorded throughout this report. Award data reflect new funding to NIU while expenditure data reflects actual spending levels for all sponsored awards that were active in FY 2015.

## FY 2015 Research Awards

### ALL RESEARCH AWARDS BY DEPARTMENT Fiscal Years 2012 - 2015

	2012	2013	2014	2015
<b>COLLEGE OF BUSINESS</b>				
Accountancy	58,062	-	132,291	224,582
<b>Total College of Business</b>	<b>58,062</b>	<b>-</b>	<b>132,291</b>	<b>224,582</b>
<b>COLLEGE OF EDUCATION</b>				
Counseling, Adult and Higher Education		1,875		
Educational Technology, Research, and Kinesiology and Physical Education		13,997		
Leadership, Educational Psychology and Literacy Education	166,500	6,450		
Research, Evaluation and Policy Studies	369,434	221,904	180,799	296,133
			7,700	7,700
	-	-	13,916	-
<b>Total College of Education</b>	<b>535,934</b>	<b>244,226</b>	<b>202,415</b>	<b>303,833</b>
<b>COLLEGE OF ENGINEERING AND ENGINEERING TECHNOLOGY</b>				
Dean's Office	394,328	1,202,053	164,199	85,052
Electrical Engineering	137,980	45,432	66,922	139,999
Engineering Technology	359,646	463,526	145,416	180,511
Industrial and Systems Engineering	256,169	240,699	367,585	636,457
Mechanical Engineering	106,825	151,550	1,349,541	1,521,142
<b>Total College of Engineering and Engineering Technology</b>	<b>1,254,948</b>	<b>2,103,260</b>	<b>2,093,663</b>	<b>2,563,161</b>
<b>COLLEGE OF HEALTH AND HUMAN SCIENCES</b>				
Dean's Office				285,441
Allied Health and Communicative Disorders	4,173	59,583		10,000
Family, Consumer, and Nutrition Sciences	9,664	14,105	15,239	45,100
Nursing and Health Studies	28,004	212,051	-	273,762
<b>Total College of Health and Human</b>	<b>41,841</b>	<b>285,739</b>	<b>15,239</b>	<b>614,303</b>
<b>COLLEGE OF LIBERAL ARTS AND SCIENCES</b>				
Dean's Office		246,842	413,645	2,751,076
Anthropology		64,319	145,176	97,473
Biological Sciences	534,392	315,424	568,305	699,049
Center for Non-Governmental Leadership and Development				16,650
Center for the Study of Family Violence and Sexual Assault	1,084,901	203,500	220,000	
Chemistry and Biochemistry	792,177	252,907	867,187	113,480
Communication				6,912
Computer Science	233,686	236,242	759,063	532,460
English			50,400	
Geography	194,945	756,318	235,831	151,754
Geology and Environmental Geosciences	272,730	112,118	406,736	709,958
History		148,781	50,400	
Mathematical Sciences	20,000	20,000	272,112	7,000
Philosophy			45,000	22,237

## FY 2015 Research Awards

### ALL RESEARCH AWARDS BY DEPARTMENT Fiscal Years 2012 - 2015

	2012	2013	2014	2015
Physics	1,349,087	2,167,161	1,846,236	1,760,461
Political Science	10,911	5,000	24,000	11,000
Psychology	507,027	1,015,228	374,372	1,033,054
Public Administration				12,668
Public Opinion Laboratory	79,707	145,019		
Sociology	13,878	37,480	16,170	5,000
Statistics	36,608	203,287	62,989	-
<b>Total College of Liberal Arts and Sciences</b>	<b>5,130,049</b>	<b>5,929,626</b>	<b>6,357,622</b>	<b>7,930,232</b>
<b>COLLEGE OF VISUAL AND PERFORMING ARTS</b>				
Art	9,980	29,000	50,400	-
<b>Total College of Visual and Performing</b>	<b>9,980</b>	<b>29,000</b>	<b>50,400</b>	<b>-</b>
<b>OUTREACH, ENGAGEMENT, AND REGIONAL DEVELOPMENT</b>				
Center for Governmental Studies	25,000			78,656
Regional Development Institute				
Survey Research Team	-	-	17,796	91,999
<b>Total Outreach, Engagement, and Regional Development</b>	<b>25,000</b>	<b>-</b>	<b>17,796</b>	<b>170,655</b>
<b>OTHER ACADEMIC UNITS</b>				
Environment, Sustainability & Energy				192,060
Intercollegiate Athletics	30,000			
International Programs Office			10,000	10,000
Provost Office				1,700,529
University Libraries	14,442	-	77,511	3,500
<b>Total Other Academic Units</b>	<b>44,442</b>	<b>-</b>	<b>87,511</b>	<b>1,906,089</b>
<b>GRAND TOTAL RESEARCH</b>	<b>7,100,256</b>	<b>8,591,851</b>	<b>8,956,937</b>	<b>13,712,855</b>
<b>GRAND TOTAL FUNDING</b>	<b>31,091,155</b>	<b>30,698,586</b>	<b>36,596,129</b>	<b>29,909,840</b>

## FY 2015 Research Awards

### COLLEGE OF BUSINESS

#### Accountancy

West, Tim, United States Army Medical Command (USAMEDCOM) IPA, U.S. Army Medical Department, (IPA or Joint Appointment), \$224,582

**Subtotal \$224,582**

**Total College of Business \$224,582**

### COLLEGE OF EDUCATION

#### Leadership, Educational Psychology and Foundations

Shumow, Lee; Schmidt, Jennifer A., STEM I.E. (Interest and Engagement), American Institutes for Research, (Basic Research), \$296,133 *also involves the Center for the Interdisciplinary Study of Language & Literacy*  
Tonks, Stephen *see Magliano, Joseph P. (PSYC)*

**Subtotal \$296,133**

#### Literacy and Elementary Education

Cohen, James, English Learners Research Assistance, Illinois State Board of Education, (Applied Research), \$7,700  
*Armstrong, Sonya L. see Magliano, Joseph P. (PSYC)*

**Subtotal \$7,700**

**Total College of Education \$303,833**

### COLLEGE OF ENGINEERING AND ENGINEERING TECHNOLOGY

#### College of Engineering & Engineering Tech, Dean's Office (CEET)

Santner, Joseph S., Development of Roadmap and Consortium for Innovation in Sheet Metal Forming, Northwestern University, (Applied Research), \$41,194  
Santner, Joseph S., Development of Roadmap and Consortium for Innovation in Sheet Metal Forming, Northwestern University, (Applied Research), \$19,288  
Zinger, Donald S.; Tahernezehadi, Mansour, DO-160 Pin Injection Simulation, UTC Aerospace Systems, (Applied Research), \$24,570  
*Ghrayeb, Omar A. see Damodaran, Purushothaman (IE)*  
*Santner, Joseph S. see Sciammarella, Federico (ME)*

**Subtotal \$85,052**

#### Electrical Engineering (EE)

Abdel-Motaleb, Ibrahim M., Design and Testing a Microchip for Testing Liquid Cooling of 3D ICs, Tezzaron Semiconductor, Corp., (Applied Research), \$10,000  
Liu, Lichuan, Wireless Communication Integrated Active Noise Reduction System, Invictus Medical, Inc., (Applied Research), \$129,999  
*Tahernezehadi, Mansour see Zinger, Donald D. (CEET)*

**Subtotal \$139,999**

#### Engineering Technology

Schroeder, David, Study of Ceramic Ion Conductors in Tandem with Metal Anodes and/or Various Concentrated Electrolytes, Argonne National Laboratory, (Applied Research), \$180,511  
*Muthuswamy, Shanthy see Damodaran, Purushothaman (IE) x 2*

**Subtotal \$180,511**

## FY 2015 Research Awards

### Industrial and Systems Engineering (IE)

- Agusdinata, Buyung, A Modeling Framework for Addressing Drought Impacts in East Africa: Dynamic Systems - Adaptation Policies -- Conflict Resolution, National Socio-Environmental Synthesis Center, (Applied Research), \$25,000 *also involves the Institute for the Study of Environment, Sustainability & Energy*
- Chen, Shi-Jie Gary, Optimizing the Paint Shop Flow, Mi-Jack Products, Inc., (Applied Research), \$11,012
- Damodaran, Purushothaman; Ghrayeb, Omar A., Process Improvement for Power Team Product Line at SPX, SPX Hydraulic Technologies, (Applied Research), \$19,742
- Damodaran, Purushothaman; Muthuswamy, Shanthi, Process Improvements for CAT Aurora K-Series Wheel Loader Assembly Lines, Caterpillar, Inc., (Applied Research), \$86,426
- Damodaran, Purushothaman; Muthuswamy, Shanthi, Process Improvements for CAT Aurora K-Series Wheel Loader Assembly Lines, Caterpillar, Inc., (Applied Research), \$128,909
- Damodaran, Purushothaman, Implementing a Pull System for Post Paint Operations at Justrite Manufacturing, Justrite Manufacturing Company, (Applied Research), \$6,823
- Damodaran, Purushothaman, Implementing a Pull System for Post Paint Operations at Justrite Manufacturing, Justrite Manufacturing Company, (Applied Research), \$14,476
- Damodaran, Purushothaman, Quality Management System for Tek Pak, Tek Pak, Inc., (Applied Research), \$30,000
- Damodaran, Purushothaman, Lean Out Insert Assembly, Dunlee, a Division of Philips Healthcare, (Applied Research), \$33,000
- Damodaran, Purushothaman, Quality Management Systems for a Private Sponsor, Private Sponsor, (Applied Research), \$20,061
- Damodaran, Purushothaman, Lean Implementation for Cabinet Assembly at Quality Fabricators, Quality Fabricators, Inc., (Applied Research), \$23,989
- Kim, Jeong Ho, Bose Ride Study in Agricultural Application, Bose, (Applied Research), \$28,280
- Kim, Jeong Ho, Randomized Controlled Trial of Whole Body Vibration Intervention in Truck Drivers, Northeastern University, (Applied Research), \$10,739
- Moraga, Reinaldo Javier, Aurora Bldg G 2014 PFEP Flow Analysis for Medium Wheel Loader Material, Caterpillar, Inc., (Applied Research), \$44,200
- Moraga, Reinaldo Javier, Aurora Bldg G 2014 PFEP Flow Analysis for Medium Wheel Loader Material, Caterpillar, Inc., (Applied Research), \$56,000
- Moraga, Reinaldo Javier, Aurora Bldg B – Powertrain Improvement through Simulation Modeling, Caterpillar, Inc., (Applied Research), \$97,800

**Subtotal \$636,457**

### Mechanical Engineering (ME)

- Coller, Brianno; Ryu, Ji-Chul, Collaborative Research: Learning & Teaching Engineering Dynamics through Play, National Science Foundation, (Applied Research), \$224,677
- Coller, Brianno, I-Corps L: Tinkering Labs -Invent it Here, National Science Foundation, (Applied Research), \$50,000
- Majumdar, Pradip, Air Cooling in Rotating Annular Channel, Hamilton Sundstrand Corporation, (Applied Research), \$29,999
- Majumdar, Pradip, Thermal Interface Materials for Space System Components, Applied Material Systems Engineering, Inc., (Applied Research), \$30,000
- Sciammarella, Federico; Santner, Joseph S., Development and Validation of Physics-Based AM Models for Process Control and Quality Assurance, National Institute of Standards & Technology/Technology Administration/DOC, (Basic Research), \$1,181,467
- Sciammarella, Federico, UIC - Intraocular Ophthalmic Cutting Device, University of Illinois at Chicago, (Applied Research), \$4,999

*Pohlman, Nicholas see Eads, Michael (PHYS) x 2*

*Pohlman, Nicholas; Zutshi, Vishnu V., see Hedin, David R. (PHYS) x 2*

**Subtotal \$1,521,142**

**Total College of Engineering and Engineering Technology \$2,563,161**

## FY 2015 Research Awards

### COLLEGE OF HEALTH AND HUMAN SCIENCES

#### Allied Health and Communicative Disorders

Wilson, Matthew, A Longitudinal Study of the Effects of Concussive and Subconcussive Impacts on Electrophysiological Measures of Auditory Working Memory in Contact Sports Athletes, American Speech-Language-Hearing Foundation, (Applied Research), \$10,000

*Shokrani, Masih see Lukaszuk, Judith M. (FCNS)*

**Subtotal \$10,000**

#### College of Health and Human Sciences, Dean's Office (CHHS)

Ciesla, James R.; Bergeron, Lisa Kaye, Midwest Consortium: Accelerating the Dissemination and Implementation of PCOR Findings into Primary Care Practice, Northwestern University, (Applied Research), \$285,411

**Subtotal \$285,441**

#### Family, Consumer and Nutrition Sciences (FCNS)

Lukaszuk, Judith M.; Shokrani, Masih, Food Elimination Based on ALCAT Testing and the Effects on Body Inflammation and Body Composition, Cell Science Systems, (Basic Research), \$15,000

Ozier, Amy, NIFB Nutrition and Education Program, Northern Illinois Food Bank, (Applied Research), \$20,100

Ramisch, Julie; Barrett, Sheila; Henry, Beverly W., Increasing the Capacity at Two Rivers Head Start Agency to Improve Parents' Knowledge and Behaviors for Active Living and Healthy Eating at Home, Two Rivers Head Start, (Applied Research), \$10,000

**Subtotal \$45,100**

#### Nursing and Health Studies

Bilaver, Lucy, Using Medicaid Claims Data to Support the Health Care Service Needs of Wards of Illinois DCFS, Chapin Hall, (Applied Research), \$8,463

Bilaver, Lucy, Prevalence and Economic Burden of Food Allergies, Northwestern University, (Applied Research), \$10,333

Bostwick, Wendy, E-diaries to assess health effects of microaggressions, National Institute on Minority Health and Health Disparities/NIH/DHHS, (Applied Research), \$198,494

Herrmann, Lynn; Ciesla, James R.; Henry, Beverly W., Designing a System to Build the Collective Impact of Community Organizations for Fit for Kids Kane County: Establishment of a Fit for kids Organizations Toolkit, Kane County Health Department, (Applied Research), \$14,633

Papadimitriou, Christina, Enhancing Implementation of Secure Messaging for Veterans with SCI/D, Hines VA Hospital, (Applied Research), \$3,332

Papadimitriou, Christina, Enhancing Implementation of Secure Messaging for Veterans with SCI/D, Hines VA Hospital, (Applied Research), \$16,668

Papadimitriou, Christina, Peer Health Navigation for Medicaid Beneficiaries with Physical Disabilities: A Community-Based Participatory Research Intervention Development Study, University of Illinois at Chicago, (Applied Research), \$17,839

Rossetti, Jeanette, Nursing Perspectives of an Advanced Psychiatric Mental Health Nursing Curriculum: A Journey of Therapeutic Engagement, Sigma Theta Tau International, (Applied Research), \$4,000

**Subtotal \$273,762**

**Total College of Health and Human Sciences \$614,303**



## FY 2015 Research Awards

### COLLEGE OF LIBERAL ARTS AND SCIENCES

#### Anthropology

- Porter, Leila M., Direct and Indirect Fitness Benefits of Cooperative Behavior in Wild Saddleback Tamarins, Rutgers, the State University of New Jersey, (Basic Research), \$7,464
- Schuller, Mark, CAREER: Exit Strategies: Assessing Long-Term Social, Cultural, and Political Impacts of the Depart of INGOs in Rural Haiti, National Science Foundation, (Applied Research), \$88,509 *also involves the Center for Non-Governmental Leadership and Development*
- Semel, Brandon; Irwin, Mitchell, A Multi-Species Approach to Elucidating the Ecological Function of Primate Geophagy, Primate Conservation, Inc., (Basic Research), \$1,500

**Subtotal \$97,473**

#### Biological Sciences

- Barber, Nicholas, Impacts of bison on dung beetle community assembly in restored and remnant tallgrass prairies, Friends of Nachusa Grasslands, (Basic Research), \$750 *also involves the Institute for the Study of Environment, Sustainability & Energy*
- Calvo, Ana, Identification of Regulatory Genes in *A. Flavus* and *A. Nidulans* that are Involved in Mycotoxin Production, Morphogenesis, and Virulence, Department of Agriculture, (Applied Research), \$46,000
- Calvo, Ana, Identification of Regulatory Genes in *A. Flavus* and *A. Nidulans* that are Involved in Mycotoxin Production, Morphogenesis, and Virulence, Department of Agriculture, (Applied Research), \$14,703
- Duvall, Melvin R., Dimensions NASA: Collaborative Research: The Biogeography and Evolution of Drought Tolerance in Grasses, National Science Foundation, (Applied Research), \$42,188 *also involves the Plant Molecular Biology Center*
- Duvall, Melvin R., Dimensions NASA: Collaborative Research: The Biogeography and Evolution of Drought Tolerance in Grasses, National Science Foundation, (Applied Research), \$19,970 *also involves the Plant Molecular Biology Center*
- Elsawa, Sherine, Targeting the tumor microenvironment in B-cell malignancies, National Institutes of Health/DHHS, (Basic Research), \$73,500
- Herakovich, Heather; Jones, Holly, The Effects of Restoration including Bison Reintroductions on Declining Grassland Bird Populations in Tallgrass Prairie, Illinois Association of Environmental Professionals, (Basic Research), \$1,000
- Hileman, Eric, Informing conservation management for an endangered species: filling in data gaps in demography and phenology of the Eastern Massasauga Rattlesnake (*Sistrurus catenatus*), Columbus Zoo, (Basic Research), \$5,000 *also involves the Institute for the Study of Environment, Sustainability & Energy*
- Holbrook, Gabriel P., Wastewater Treatment, Algae Productivity, and Biofuel, VentureWell, (Basic Research), \$5,000 *also involves the Plant Molecular Biology Center*
- King, Richard B.; Jones, Holly; Barber, Nicholas, Ecological Assessment of District Lands, Lake County Forest Preserve District, (Applied Research), \$40,663 *also involves the Institute for the Study of Environment, Sustainability & Energy*
- Swingley, Wesley, Exploration of "Biological Dark Matter" in Geothermal Springs, University of Nevada, Las Vegas, (Basic Research), \$72,365 *also involves the Institute for the Study of Environment, Sustainability & Energy*
- Yin, Yanbin, Orphan genes in pathogenic bacteria, National Institutes of Health/DHHS, (Applied Research), \$373,400
- Zhou, Shengde, Hybrid Processing for Robust Production of Biorenewable Fuels and Chemicals, Iowa State University, (Basic Research), \$4,510

**Subtotal \$699,049**

#### Center for Non-Governmental Leadership and Development

- Bingle, Ben, Capacity Building: Assessing Need, Measuring Impact, DeKalb County Community Foundation, (Applied Research), \$16,650

**Subtotal \$16,650**

## FY 2015 Research Awards

### Chemistry and Biochemistry

- Hagen, Timothy; Horn, James Richard, Rickettsia Met AP functional study, Center for Infectious Disease Research, (Basic Research), \$21,738 *also involves the Center for Biochemical and Biophysical Studies*
- Lin, Chhiu-Tsu, Nanocoatings for multifunctional applications, ChemNova Technologies, Inc., (Applied Research), \$60,000
- Xu, Tao, Material Development for Energy Efficiency and Renewable Energy Applications, Argonne National Laboratory, (Applied Research), \$15,279
- Xu, Tao, Material Development for Energy Efficiency and Renewable Energy Applications, Argonne National Laboratory, (Applied Research), \$16,463

**Subtotal \$113,480**

### College of Liberal Arts and Sciences, Dean's Office

- Nelson, Cynthia C.; Vasilopoulos, Agesilaos, Illinois County Behavioral Risk Factor Surveys (ICBRFS), Illinois Department of Public Health, (Basic Research), \$2,400,000
- Nelson, Cynthia C.; Vasilopoulos, Agesilaos, Illinois Behavioral Risk Factor Surveillance System (IL-BRFSS), Illinois Department of Public Health, (Applied Research), \$351,076

**Subtotal \$2,751,076**

### Communication

- Manning, Jimmie, Communication and Healthcare for Transgender People: Terminology, Interaction, Technology, and Information, National Communication Association, (Applied Research), \$6,912

**Subtotal \$6,912**

### Computer Science

- Karonis, Nicholas T., System Software Integration and Development, Argonne National Laboratory, (Applied Research), \$210,730
- Karonis, Nicholas T., Community Dashboard Development, Argonne National Laboratory, (Applied Research), \$41,802
- Papka, Michael; Vishwanath, Venkatram, CC-NIE Integration: Collaborative Research: EPSON: Embracing Parallel Networks and Storage for Predictable End-to-End Data Movement, National Science Foundation, (Basic Research), \$279,928

**Subtotal \$532,460**

### Geography

- Changnon, David, Hydro-meteorological responses to tropical system precipitation in Illinois, Illinois Water Resource Center, (Applied Research), \$8,331
- James, Ryan; Greene, Richard P., GIS Design and Implementation for the Village of Carol Stream, Village of Carol Stream, (Applied Research), \$26,452
- Krmeneč, Andrew J., Design of and Analytic Framework for Crop Management Experiments, Premier Crop Systems, (Applied Research), \$20,000
- Luo, Wei, Estimating Global Volume of Excavation by Fluvial Processes on Mars: Inferring Volume of Water and its Implications, National Aeronautics & Space Administration, (Basic Research), \$96,971

**Subtotal \$151,754**

### Geology and Environmental Geosciences (GEOL)

- Carpenter, Philip J., Seismic Monitoring of the Asian Carp Water Gun Deployment in the Chicago Area Waterway System, the Illinois River, and Other Systems, U.S. Geological Survey/Department of the Interior, (Basic Research), \$90,000
- Carpenter, Philip J., Quincy, IL Karst Feature Study, Private Sponsor, (Applied Research), \$11,300
- Lenczewski, Melissa E., Influence of bison introduction on water quality at Nachusa Grasslands, Nature Conservancy, (Basic Research), \$7,000 *also involves the Institute for the Study of Environment, Sustainability & Energy*

## FY 2015 Research Awards

Pollyea, Ryan, Assessing the Geomechanical Response of CO<sub>2</sub> Disposal in Flood Basalt Reservoirs, Department of Energy, (Basic Research), \$433,497  
Stansell, Nathan, Collaborative Research: Quantitative Reconstructions of Holocene Precipitation Changes across Central America, National Science Foundation, (Basic Research), \$168,161  
*LaDue, Nicole see Turner, Sheldon (ESE)*

**Subtotal \$709,958**

### Mathematical Sciences

Fletcher, Alastair, Dynamics and Geometry in the Quasi-world, Simons Foundation, (Basic Research), \$7,000

**Subtotal \$7,000**

### Philosophy

Gillett, Carl, Exploring Emergence in the Brain/Mind: Strong Emergence in Cognitive and Affective Neuroscience, Durham University, (Basic Research), \$22,237

**Subtotal \$22,237**

### Physics (PHYS)

Adelman, Jahred, Searching for New Physics with Higgs Bosons at ATLAS, Brookhaven National Laboratory, (Basic Research), \$60,000

Chakraborty, Dhiman, US ATLAS Operations: Empowering US Universities for Discoveries at the Energy Frontier, Columbia University, (Applied Research), \$33,907 *also involves the Northern Illinois Center for Accelerator and Detector Development*

Chakraborty, Dhiman, US ATLAS Operations: Empowering US Universities for Discoveries at the Energy Frontier, Columbia University, (Applied Research), \$49,917 *also involves the Northern Illinois Center for Accelerator and Detector Development*

Chakraborty, Dhiman, US ATLAS Operations: Empowering US Universities for Discoveries at the Energy Frontier, Columbia University, (Applied Research), \$99,833 *also involves the Northern Illinois Center for Accelerator and Detector Development*

Chmaissem, Omar H., Neutron Diffuse Scattering Studies, Argonne National Laboratory, (Applied Research), \$41,625 *also involves the Institute for Nano Science, Engineering and Technology*

Chmaissem, Omar H., Synthesis and characterization of Fe-based pnictide superconductors, Argonne National Laboratory, (Applied Research), \$42,843 *also involves the Institute for Nano Science, Engineering and Technology*

Eads, Michael; Pohlman, Nicholas, Searching for Physics Beyond the Standard Model at the Intensity Frontier, Department of Energy, (Basic Research), \$118,000 *also involves the Northern Illinois Center for Accelerator and Detector Development*

Eads, Michael; Pohlman, Nicholas, Searching for Physics Beyond the Standard Model at the Intensity Frontier, Department of Energy, (Basic Research), \$137,000 *also involves the Northern Illinois Center for Accelerator and Detector Development*

Erdelyi, Bela, Studies of Conventional and ERL-Based Recirculator Electron Cooling for an Electron Ion Collider, Department of Energy, (Applied Research), \$50,000

Erdelyi, Bela, Upgrade of the Thomas Jefferson National Accelerator Facility, Argonne National Laboratory, (Applied Research), \$25,000

Erdelyi, Bela; Piot, Philippe R., Nonlinear Dynamics & Phase Space Manipulations of High-Brightness Beams, Department of Energy, (Basic Research), \$100,000 *also involves the Northern Illinois Center for Accelerator and Detector Development*

Glatz, Andreas, Support for a Visiting Professor in NIU's Physics Department, Argonne National Laboratory, (Applied Research), \$25,039

Glatz, Andreas, Support for a Visiting Professor Gordey Lesovik in NIU's Physics Department, Argonne National Laboratory, (Applied Research), \$19,780

Hedin, David R.; Pohlman, Nicholas; Zutshi, Vishnu V., Development of the MU2E Preliminary Design, Fermi National Accelerator Laboratory, (Applied Research), \$48,052 *also involves the Northern Illinois Center for Accelerator and Detector Development*

Hedin, David R.; Pohlman, Nicholas; Zutshi, Vishnu V., Development of the MU2E Preliminary Design, Fermi National Accelerator Laboratory, (Applied Research), \$2,518 *also involves the Northern Illinois Center for*

## FY 2015 Research Awards

### *Accelerator and Detector Development*

- Hedin, David R., Support for Steven Boi, Fermi National Accelerator Laboratory, (Applied Research), \$28,535 *also involves the Northern Illinois Center for Accelerator and Detector Development*
- Lurio, Laurence B., Studies of X-ray Split and Delay Monochromator, Argonne National Laboratory, (Basic Research), \$7,135
- Mihalcea, Daniel; Piot, Philippe R., Channeling Radiation Experiment at Fermilab ASTA User Facility, Universities Research Association, Inc., (Basic Research), \$23,000 *also involves the Northern Illinois Center for Accelerator and Detector Development*
- Piot, Philippe R., Reaching Lower Concentration Detection Limits of Special Nuclear Materials with Quasi-monochromatic, Idaho State University, (Applied Research), \$39,682 *also involves the Northern Illinois Center for Accelerator and Detector Development*
- Piot, Philippe R., Nano-patterned cathode surfaces for high efficiency photoinjectors, RadiaBeam Technologies, LLC, (Basic Research), \$58,915 *also involves the Northern Illinois Center for Accelerator and Detector Development*
- Piot, Philippe R., Investigation of field-emission electron source at Fermilab, Fermi National Accelerator Laboratory, (Applied Research), \$53,141 *also involves the Northern Illinois Center for Accelerator and Detector Development*
- Piot, Philippe R., R&D toward a proof-of-principle experiment on optical stochastic cooling at the Fermilab's IOTA ring, Department of Energy, (Basic Research), \$70,000 *also involves the Northern Illinois Center for Accelerator and Detector Development*
- Shin, Young-Min, Time-Stabilized Ultrafast Electron Diffraction and Microscopy, FAR-TECH, Inc., (Applied Research), \$50,000 *also involves the Northern Illinois Center for Accelerator and Detector Development*
- Van Veenendaal, Michel A., X-ray Spectroscopy as a Probe of Intersystem Crossings, Coherence, and Collaborative Effects in Nonequilibrium Dynamics, Department of Energy, (Applied Research), \$130,000 *also involves the Institute for Nano Science, Engineering and Technology*
- Winkler, Roland, Unconventional Electrodynamics in Unconventional Solids, National Science Foundation, (Applied Research), \$71,380
- Xiao, Zhili, Creation and Crystallite Control of Artificial Ices Using Superconducting Vortices, National Science Foundation, (Basic Research), \$327,757 *also involves the Institute for Nano Science, Engineering and Technology*
- Xiao, Zhili, Fabrication and characterization of superconducting nanostructures, Argonne National Laboratory, (Applied Research), \$47,402 *also involves the Institute for Nano Science, Engineering and Technology*

**Subtotal \$1,760,461**

### **Political Science**

- Seagrave, S. Adam; Radasanu, Andrea, Exploring Justice and Democracy in America Fellowships, Charles G. Koch Charitable Foundation, (Research Training), \$11,000

**Subtotal \$11,000**

### **Psychology**

- Barber, Larissa K.; Santuzzi, Alecia, Can Human Resource Management Policy Reduce Workplace Telepressure? Effects on Employee and Organization Outcomes, Society for Human Resource Management, (Applied Research), \$69,292
- Bond, Bradley G.; Budnick, Christopher J.; Durik, Amanda M.; Santuzzi, Alecia, Do Implementation Intentions Facilitate Job Search Behaviors for the Unemployed? National Science Foundation, (Applied Research), \$22,000
- Durik, Amanda M., An Examination of the Qualities of Interactive Science Learning Environments that Promote Optimal Motivation, Learning Partnership, (Applied Research), \$57,315
- Finkelstein, Lisa M., Specification of Effective Mentoring Behaviors for Leadership Competency Development and Adaptability, U.S. Army Institute for the Behavioral and Social Sciences (ARI), (Applied Research), \$60,000
- Lilly, Michelle M., Multi-tasking to Hyper-tasking: Investigating the Impact of Next Generation 911, University of Washington, (Applied Research), \$20,974
- Magliano, Joseph P.; Tonks, Stephen; Armstrong, Sonya L.; Parker, Christopher P., Testing the onPAR Model in Developmental Literacy Education, Department of Education, (Applied Research), \$518,465 *also involves the Center for the Interdisciplinary Study of Language & Literacy*

## FY 2015 Research Awards

Millis, Keith K.; Wiemer, Katja, Assessing Reading for Understanding: A Theory-Based, Developmental Approach, Educational Testing Service, (Applied Research), \$15,008 *also involves the Center for the Interdisciplinary Study of Language & Literacy*

Milner, Joel S.; McCarthy, Randy; Crouch, Julie L., Intimate Partner Risk Assessment Quality Assurance Project, Kansas State University, (Applied Research), \$270,000 *also involves the Center for the Study of Family Violence and Sexual Assault*

**Subtotal \$1,033,054**

### Public Administration

Zeemering, Eric, Federalism, Borders, and Local Networks for Great Lakes Water Protection, Center for the Study of Federalism, (Applied Research), \$12,668

**Subtotal \$12,668**

### Sociology

Sharp, Shane, An Investigation of Petitionary Prayer and its Perceived Outcomes, Society for the Scientific Study of Religion, (Basic Research), \$5,000

**Subtotal \$5,000**

**Total College of Liberal Arts and Sciences \$7,930,232**

## OUTREACH, ENGAGEMENT, AND REGIONAL DEVELOPMENT

### Center for Governmental Studies

Evans, Mim, Farmers to Markets to Consumers: Removing Obstacles to Growth, Department of Agriculture, (Applied Research), \$78,656

**Subtotal \$78,656**

### Outreach, Engagement, and Regional Development, VP

*Kaplan, Anne C. see Freeman, Lisa (PROV)*

### Regional Development Institute

*Bergeron, Lisa Kaye see Ciesla, James R. (CHHS)*

### Survey Research Team

Schneiderman, Mindy, Chicago Longitudinal Survey, University of Minnesota, (Applied Research), \$49,999

Schneiderman, Mindy, Partnership for a Healthy Community, Quality Quest for Health of Illinois, Inc., (Applied Research), \$42,000

**Subtotal \$91,999**

**Total Outreach, Engagement, and Regional Development \$170,655**

## OTHER ACADEMIC UNITS

### Assessment Services

*Parker, Christopher P., see Magliano, Joseph P. (PSYC)*

### Environment, Sustainability & Energy (ESE)

Turner, Sheldon; LaDue, Nicole, Collaborative Research: The Geo-CC&CP Foundry - Building Institutional Capacity for Broadening Participation in the Geoscience Workforce, National Science Foundation, (Conference), \$192,060 *also involves the Center for Secondary Science and Mathematics Education*

**Subtotal \$192,060**

## **FY 2015 Research Awards**

### **Executive Vice President and Provost**

Freeman, Lisa; Kaplan, Anne C., Regional Host Organization for Illinois Manufacturing Excellence Center, Illinois Manufacturing Extension Center, (Applied Research), \$1,700,529

**Subtotal \$1,700,529**

### **International Programs Office**

House, Dan, Impact of ELS Education on Success in Undergraduate and Graduate School Development of the Design for a Long Term Validation Study, ELS Educational Services, Inc., (Applied Research), \$10,000

**Subtotal \$10,000**

### **University Libraries**

Khailova, Ladislava, The Stories We Share: Annotated Bibliography of K-12 Book Titles on the Experience of Immigrant Children in the United States, American Library Association, (Applied Research), \$3,500

**Subtotal \$3,500**

**Total Other Academic Units \$1,906,089**

**FISCAL YEAR TOTAL \$13,712,855**

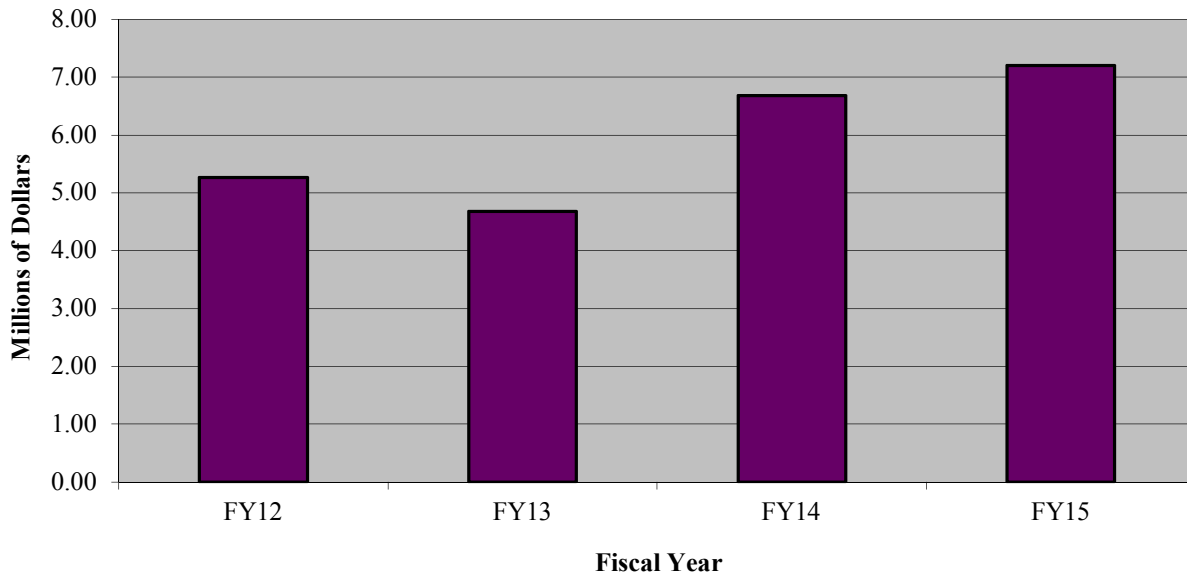
## Instructional Programs





## FY 2015 Instructional Programs Awards

### INSTRUCTIONAL PROGRAMS AWARDS Fiscal Years 2012 - 2015



#### College Comparison

COLLEGE/UNIT	FY12	FY13	FY14	FY15
Business	1,341,750	1,400,000	1,784,000	1,015,000
Education	400,000	1,120,881	1,486,836	2,292,304
Engineering and Engineering Technology	1,135,465	931,631	1,102,369	228,600
Health and Human Sciences	196,329	196,434	102,820	155,787
Liberal Arts and Sciences	590,249	981,393	608,111	1,486,457
Visual and Performing Arts				5,106
Outreach, Engagement, and Regional Development			1,367,522	1,494,076
Other Academic Units	1,605,529	49,952	228,027	524,989
<b>Total</b>	<b>5,269,322</b>	<b>4,680,291</b>	<b>6,679,685</b>	<b>7,202,319</b>

#### FY 2015 Instructional Awards by Source

Source	Amount	Amount Percentage	Number of Awards	Number Percentage
Federal	1,749,868	24.30%	9	7.56%
State	1,636,058	22.72%	4	3.36%
Corporate	1,317,259	18.29%	61	51.26%
Public/Non Profit	1,297,859	18.02%	41	34.45%
Foreign	1,201,275	16.68%	4	3.36%
<b>Grand Total</b>	<b>7,202,319</b>	<b>100.00%</b>	<b>119</b>	<b>100.00%</b>

**FY 2015 Instructional Programs Awards**

**INSTRUCTIONAL PROGRAMS AWARDS BY DEPARTMENT  
Fiscal Years 2012 - 2015**

	2012	2013	2014	2015
<b>COLLEGE OF BUSINESS</b>				
Accountancy	10,000	20,000		
Dean's Office	1,331,750	1,380,000	1,784,000	1,015,000
<b>Total College of Business</b>	<b>1,341,750</b>	<b>1,400,000</b>	<b>1,784,000</b>	<b>1,015,000</b>
<b>COLLEGE OF EDUCATION</b>				
Dean's Office		1,022,628	1,101,000	834,275
Educational Technology, Research, and Assessment				60,000
Kinesiology and Physical Education			40,000	4,500
Leadership, Educational Psychology and Foundations				20,488
Literacy Education	300,000			1,013,041
Special and Early Education		98,253	345,836	360,000
Teaching and Learning/Special and Early Education	100,000	-	-	-
<b>Total College of Education</b>	<b>400,000</b>	<b>1,120,881</b>	<b>1,486,836</b>	<b>2,292,304</b>
<b>COLLEGE OF ENGINEERING AND ENGINEERING TECHNOLOGY</b>				
Dean's Office	1,135,465	931,631	928,350	100,000
Electrical Engineering			5,000	
Engineering Technology			62,519	
Industrial Engineering	-	-	106,500	128,600
<b>Total College of Engineering and Engineering Technology</b>	<b>1,135,465</b>	<b>931,631</b>	<b>1,102,369</b>	<b>228,600</b>
<b>COLLEGE OF HEALTH AND HUMAN SCIENCES</b>				
Dean's Office				8,875
Allied Health and Communicative Disorders	196,329	196,434	92,820	96,762
Family, Consumer and Nutrition Sciences				50,150
Nursing and Health Studies	-	-	10,000	-
<b>Total College of Health and Human Sciences</b>	<b>196,329</b>	<b>196,434</b>	<b>102,820</b>	<b>155,787</b>
<b>COLLEGE OF LIBERAL ARTS AND SCIENCES</b>				
Anthropology		4,500	8,939	90,117
Biological Sciences	295,928	140,000		
Center for Non-Governmental Leadership and Development				7,680
Center for Southeast Asian Studies			70,000	731,545
Geography			10,089	10,164
Mathematical Sciences	54,500	143,000		
Political Science		25,000		
Psychology	239,821	326,699	201,517	342,623
Public Administration		261,194	276,566	197,249
Statistics	-	81,000	41,000	107,079
<b>Total College of Liberal Arts and Sciences</b>	<b>590,249</b>	<b>981,393</b>	<b>608,111</b>	<b>1,486,457</b>
<b>OUTREACH, ENGAGEMENT AND REGIONAL DEVELOPMENT</b>				
Illinois Council on Economic Education			21,596	
Motorcycle Safety	-	-	1,345,926	1,494,076
<b>Total Outreach, Engagement and Regional Development</b>	<b>-</b>	<b>-</b>	<b>1,367,522</b>	<b>1,494,076</b>

## FY 2015 Instructional Programs Awards

	2012	2013	2014	2015
<b>COLLEGE OF VISUAL AND PERFORMING ARTS</b>				
Music	-	-	-	5,106
<b>Total College of Visual and Performing Arts</b>	-	-	-	<b>5,106</b>
<b>OTHER ACADEMIC UNITS</b>				
Career Services		43,040	131,603	
Division of Research and Innovation Partnerships, VP			94,280	116,982
Teacher Certification	13,536	6,912	2,144	
Provost Office	1,591,993	-	-	408,007
<b>Total Other Academic Units</b>	<b>1,605,529</b>	<b>49,952</b>	<b>228,027</b>	<b>524,989</b>
<b>GRAND TOTAL INSTRUCTIONAL PROGRAMS</b>	<b>5,269,322</b>	<b>4,680,291</b>	<b>6,679,685</b>	<b>7,202,319</b>
<b>GRAND TOTAL FUNDING</b>	<b>31,091,155</b>	<b>30,698,586</b>	<b>36,596,129</b>	<b>29,909,840</b>

## FY 2015 Instructional Programs Awards

### COLLEGE OF BUSINESS

#### College of Business, Dean's Office

Carrel, Ann, Executive MBA Contract Courses, 720 Worldwide, Inc., (Instructional Programs), \$25,000  
Carrel, Ann, Executive MBA Contract Courses, Accertify, Inc., (Instructional Programs), \$25,000  
Carrel, Ann, Executive MBA Contract Courses, AGCO Corp., (Instructional Programs), \$25,000  
Carrel, Ann, Executive MBA Contract Courses, Arcelor Mittal, (Instructional Programs), \$25,000  
Carrel, Ann, Executive MBA Contract Courses, AST Corporation, (Instructional Programs), \$25,000  
Carrel, Ann, Executive MBA Contract Courses, Bergstrom, Inc., (Instructional Programs), \$25,000  
Carrel, Ann, Executive MBA Contract Courses, Callahan Mechanical Sales, Inc., (Instructional Programs),  
\$25,000  
Carrel, Ann, Executive MBA Contract Courses, Century Aluminum, (Instructional Programs), \$25,000  
Carrel, Ann, Executive MBA Contract Courses, Chicago Trading Company, (Instructional Programs), \$25,000  
Carrel, Ann, Executive MBA Contract Courses, CIGNA, (Instructional Programs), \$25,000  
Carrel, Ann, Executive MBA Contract Courses, CVS Caremark, (Instructional Programs), \$25,000  
Carrel, Ann, Executive MBA Contract Courses, Danze, Inc., (Instructional Programs), \$25,000  
Carrel, Ann, Executive MBA Contract Courses, Diversity Connected, (Instructional Programs), \$25,000  
Carrel, Ann, Executive MBA Contract Courses, Echo Global Logistics, (Instructional Programs), \$25,000  
Carrel, Ann, Executive MBA Contract Courses, Engineering Plus, LLC, (Instructional Programs), \$25,000  
Carrel, Ann, Executive MBA Contract Courses, Federal Signal Corporation, (Instructional Programs), \$25,000  
Carrel, Ann, Executive MBA Contract Courses, Invigorate Corporation, (Instructional Programs), \$25,000  
Carrel, Ann, Executive MBA Contract Courses, Ipsen, Inc., (Instructional Programs), \$25,000  
Carrel, Ann, Executive MBA Contract Courses, Ismile, (Instructional Programs), \$25,000  
Carrel, Ann, Executive MBA Contract Courses, Joliet Junior College, (Instructional Programs), \$25,000  
Carrel, Ann, Executive MBA Contract Courses, Key Reversal Trading, Inc., (Instructional Programs), \$25,000  
Carrel, Ann, Executive MBA Contract Courses, Lenze Americas, (Instructional Programs), \$25,000  
Carrel, Ann, Executive MBA Contract Courses, Mondelez International, (Instructional Programs), \$25,000  
Carrel, Ann, Executive MBA Contract Courses, Motorola Solutions, (Instructional Programs), \$25,000  
Carrel, Ann, Executive MBA Contract Courses, National Express, (Instructional Programs), \$25,000  
Carrel, Ann, Executive MBA Contract Courses, Navistar Inc., (Instructional Programs), \$25,000  
Carrel, Ann, Executive MBA Contract Courses, Navitus Health Solutions, (Instructional Programs), \$25,000  
Carrel, Ann, Executive MBA Contract Courses, PCI, Inc., (Instructional Programs), \$25,000  
Carrel, Ann, Executive MBA Contract Courses, Radco Industries, Inc., (Instructional Programs), \$25,000  
Carrel, Ann, Executive MBA Contract Courses, Rexam Beverage Can, (Instructional Programs), \$25,000  
Carrel, Ann, Executive MBA Contract Courses, Safe-T-Sense, (Instructional Programs), \$25,000  
Carrel, Ann, Executive MBA Contract Courses, TCF Inventory Finance, (Instructional Programs), \$25,000  
Carrel, Ann, Executive MBA Contract Courses, ULTA, Inc., (Instructional Programs), \$25,000  
Carrel, Ann, Executive MBA Contract Courses, United Airlines, (Instructional Programs), \$25,000  
Carrel, Ann, Executive MBA Contract Courses, Viskase Companies, Inc., (Instructional Programs), \$25,000  
Carrel, Ann, Executive MBA Contract Courses, Waste Management, (Instructional Programs), \$25,000  
Carrel, Ann, Executive MBA Contract Courses, YMCA of Metro Chicago, (Instructional Programs), \$25,000  
Petros, Joan, Experiential Learning Center Corporate Project, Prince Castle LLC, (Instructional Programs),  
\$10,000  
Petros, Joan, Experiential Learning Center Corporate Project, Jewel-Osco, (Instructional Programs), \$10,000  
Petros, Joan, Experiential Learning Center Corporate Project, Abbott Nutrition, (Instructional Programs), \$10,000  
Petros, Joan, Experiential Learning Center Corporate Project, McDonald's Corporation, (Instructional Programs),  
\$10,000  
Petros, Joan, Experiential Learning Center Corporate Project, Tebala Shriners, (Instructional Programs), \$10,000  
Petros, Joan, Experiential Learning Center Corporate Project, Knaack LLC, (Instructional Programs), \$10,000  
Petros, Joan, Experiential Learning Center Corporate Project, Caterpillar, Inc., (Instructional Programs), \$10,000  
Petros, Joan, Experiential Learning Center Corporate Project, Do It Best Corporation, (Instructional Programs),  
\$10,000  
Petros, Joan, Experiential Learning Center Corporate Project, Insurance Auto Auctions, Inc., (Instructional  
Programs), \$10,000

**Subtotal \$1,015,000**

**Total College of Business \$1,015,000**

## FY 2015 Instructional Programs Awards

### COLLEGE OF EDUCATION

#### College of Education, Dean's Office

Borg, Terry E., Summer 2014 Youth American Experience Camp, NUTN Affiliated Elementary School of Tainan, Taiwan, (Instructional Programs), \$86,200

Borg, Terry E., Open Imagination Program, Miaoli County Government Education Department, Taiwan, (Instructional Programs), \$47,075

Neal, La Vonne, Contract Courses, College of Lake County, (Instructional Programs), \$102,000

Neal, La Vonne, Contract Courses, Illinois Association of School Business Officials, (Instructional Programs), \$406,500

Neal, La Vonne, Contract Courses, Illinois Network of Child Care Resource & Referral Agencies, (Instructional Programs), \$117,000

Neal, La Vonne, Contract Courses, School District # 31, West Northfield, (Instructional Programs), \$58,500

Neal, La Vonne, Contract Courses, William Rainey Harper College, (Instructional Programs), \$17,000

**Subtotal \$834,275**

#### Educational Technology, Research, and Assessment

Walker, David A.; Reeves, Todd; Hung, Wei-Chen, Online Teaching and Development Training Program, Royal Commission for Jubail and Yanbu, (Instructional Programs), \$60,000

*Collins, Vicki L. see Malecki, Christine E. (PSYC)*

**Subtotal \$60,000**

#### Kinesiology and Physical Education

Howell, Steven, Research Assistantship, Sport Management Leadership Foundation, (Instructional Programs), \$4,500

**Subtotal \$4,500**

#### Leadership, Educational Psychology and Foundations

Wilkins, Elizabeth A., Induction & Mentoring State Support Programming, Consortium for Educational Change, (Instructional Programs), \$20,488

**Subtotal \$20,488**

#### Literacy and Elementary Education

Carger, Chris L., Reaching Out through Art and Reading, Japanese Chamber of Commerce and Industry of Chicago, (Instructional Programs), \$5,041

Cohen, James, Go Teacher Development Program, Kansas State University, (Instructional Programs), \$1,008,000  
*also involves the Center for the Interdisciplinary Study of Language and Literacy*

**Subtotal \$1,013,041**

#### Special and Early Education

Kapperman, Gaylen G.; Kelly, Stacy; Sticken, Jodi, Low Incidence Personnel Program for Training of Teachers and Orientation and Mobility Instructors of Students with Visual Impairments with Additional Training in Assistive Technology and English Language Learners, Department of Education, (Instructional Programs), \$250,000

Kelly, Stacy, Preparing the USA for the UEB: A Massively Open Online Course for Personnel Providing Vocational Rehabilitation Services or Educational Services to Youth and Adults who are Blind, Department of Education, (Instructional Programs), \$110,000

*Dunn-Kenney, Maylan A. see Bowers, Susan P. (FCNS)*

**Subtotal \$360,000**

**Total College of Education \$2,292,304**

## FY 2015 Instructional Programs Awards

### COLLEGE OF ENGINEERING AND ENGINEERING TECHNOLOGY

#### College of Engineering & Engineering Tech, Dean's Office

Tahernezehadi, Mansour, Contract Courses, Navistar Inc., (Instructional Programs), \$100,000  
*Tahernezehadi, Mansour; Vohra, Promod see Freeman, Lisa (PROV)*

**Subtotal \$100,000**

#### Industrial and Systems Engineering

Chen, Shi-Jie Gary, "Lean" Process Improvement at CGH Medical Center, CGH Medical Center, (Instructional Programs), \$4,600  
Damodaran, Purushothaman, Senior Design Project - Machine Setup and Material Handling Reduction at Aurora Metals L.L.C., Aurora Metals Division, LLC, (Instructional Programs), \$6,000  
Damodaran, Purushothaman, Senior Design Projects - Aurora Metals Core Room Optimization, Aurora Metals Division, LLC, (Instructional Programs), \$6,000  
Damodaran, Purushothaman, Senior Design Project - Process Improvements for Caterpillar's 988K Line, Caterpillar, Inc., (Instructional Programs), \$6,000  
Damodaran, Purushothaman, Senior Design Projects - Process Improvements for Caterpillar's Medium Wheel Loader Line, Caterpillar, Inc., (Instructional Programs), \$6,000  
Damodaran, Purushothaman, Senior Design Project - Large Wheel Loader Engine Sub-Assembly Relocation & Design, Caterpillar, Inc., (Instructional Programs), \$6,000  
Damodaran, Purushothaman, Senior Design Project - Consolidation of MWL Engine Sub-Assembly Line, Caterpillar, Inc., (Instructional Programs), \$6,000  
Damodaran, Purushothaman, Senior Design Project - Automation Improvement: Drum Filling System, Daubert Chemical Company, Inc., (Instructional Programs), \$7,000  
Damodaran, Purushothaman, Senior Design Project - Woods Equipment: Batwing Assembly Process Improvement, Woods Equipment Company, (Instructional Programs), \$6,000  
Damodaran, Purushothaman, Senior Design Project - Non-Conformance Process Improvement at SPX, SPX Hydraulic Technologies, (Instructional Programs), \$6,000  
Damodaran, Purushothaman, Six Sigma Workshops, Six-Sigma, (Instructional Programs), \$69,000

**Subtotal \$128,600**

**Total College of Engineering and Engineering Technology \$228,600**

### COLLEGE OF HEALTH AND HUMAN SCIENCES

#### Allied Health and Communicative Disorders

Boutin, Daniel L., Rehabilitation of Individuals who are Deaf or Hard of Hearing, Department of Education, (Instructional Programs), \$96,762

**Subtotal \$96,762**

#### College of Health and Human Sciences, Dean's Office

Ciesla, James R., U.S. Health Care System Educational Series, Cadence Health System, (Instructional Programs), \$8,875

**Subtotal \$8,875**

#### Family, Consumer and Nutrition Sciences (FCNS)

Bowers, Susan P.; Dunn-Kenney, Maylan A., Northern Illinois Consortium for Early Childhood Articulation, Illinois Board of Higher Education, (Instructional Programs), \$48,000  
Umoren, Josephine, A Phenylketonuria Educational Event, Symbiotix, Inc., (Instructional Programs), \$2,150

**Subtotal \$50,150**

**Total College of Health and Human Sciences \$155,787**

## FY 2015 Instructional Programs Awards

### COLLEGE OF LIBERAL ARTS AND SCIENCES

#### Anthropology

Russell, Susan D.; Crail, Rhodalyne Q., The Philippines: Ethno-Religious Diversity and Human Rights in a Transitioning Democracy in Southeast Asia, Department of Education, (Instructional Programs), \$90,117 *also involves the Center for Southeast Asian Studies*

**Subtotal \$90,117**

#### Center for Non-Governmental Leadership and Development

Castle, Nancy M., DeKalb County Nonprofit Partnership Intern, DeKalb County Community Foundation, (Instructional Programs), \$7,680

**Subtotal \$7,680**

#### Center for Southeast Asian Studies

Ledgerwood, Judy L., FY2014 Title VI National Resource Centers and Foreign Language and Area Studies Fellowships Program, Department of Education, (Instructional Programs), \$507,660

Ledgerwood, Judy L.; Castle, Nancy M., Leading and Organizing for Change in Southeast Asia, Department of State, (Instructional Programs), \$223,885 *also involves the Center for Non-Governmental Leadership and Development*

**Subtotal \$731,545**

#### College of Liberal Arts and Sciences, Dean's Office

*McCord, Christopher see Freeman, Lisa; (PROV)*

#### Geography

Krmenec, Andrew J., DCEDC Internship, DeKalb County Economic Development Corporation, (Instructional Programs), \$10,164

**Subtotal \$10,164**

#### Psychology

Malecki, Christine E.; Collins, Vicki L., IDEA: State Personnel Development Grant - IL IHE Partnership, Southern Illinois University at Edwardsville, (Instructional Programs), \$15,437 *also involves the Center for the Interdisciplinary Study of Language & Literacy*

Matuszewich, Leslie; Pittman, Laura D., Graduate Psychology Externship at Kreider Services, Kreider Services, Inc., (Instructional Programs), \$45,800

Matuszewich, Leslie; Pittman, Laura D., Graduate Psychology Externship at Kreider Services, Kreider Services, Inc., (Instructional Programs), \$18,700

Matuszewich, Leslie; Orcutt, Holly K., Psychology Graduate Externship at Opportunity House, Opportunity House, Inc., (Instructional Programs), \$12,314

Matuszewich, Leslie; Orcutt, Holly K., Psychology Graduate Externship at Sheltered Village, Sheltered Village, Inc., (Instructional Programs), \$20,668

Matuszewich, Leslie; Rosenbaum, Alan, Psychology Externship at DeKalb County Court Services, DeKalb County Court Services, (Instructional Programs), \$21,408

Matuszewich, Leslie; Demaray, Michelle; Malecki, Christine E., Psychology Externship at Genoa-Kingston School District, Genoa-Kingston Community Unit School District 424, (Instructional Programs), \$17,031

Matuszewich, Leslie; Demaray, Michelle; Malecki, Christine E., Psychology Externship at Genoa-Kingston School District, Genoa-Kingston Community Unit School District 424, (Instructional Programs), \$17,977

Matuszewich, Leslie; White, Karen J., Psychology Externship at Joliet School District, School District # 86, Joliet, (Instructional Programs), \$30,444

Matuszewich, Leslie; Pittman, Laura D., Psychology Externship at Susan Myket & Associates, Susan Myket, Ph.D. & Associates, (Instructional Programs), \$33,415

Matuszewich, Leslie; Pittman, Laura D., Psychology Externship at Susan Myket & Associates, Susan Myket, Ph.D. & Associates, (Instructional Programs), \$1,740

## FY 2015 Instructional Programs Awards

Matuszewich, Leslie; Demaray, Michelle; Malecki, Christine E., Psychology Externship at ECHO, Exceptional Children Have Opportunities (ECHO), (Instructional Programs), \$10,378  
Matuszewich, Leslie; Demaray, Michelle; Malecki, Christine E., Psychology Externship at Wolcott School, Thornton, School District # 154, Wolcott School, Thornton, (Instructional Programs), \$9,461  
Matuszewich, Leslie; Demaray, Michelle; Malecki, Christine E., Psychology Externship at Valley View School District #365U, Romeoville, School District # 365U, Valley View, Romeoville, (Instructional Programs), \$5,177  
Matuszewich, Leslie; Demaray, Michelle; Malecki, Christine E., Psychology Externship at DeKalb CUSD 428, School District # 428, DeKalb Community Unit, (Instructional Programs), \$17,977  
Waas, Greg; Demaray, Michelle; Malecki, Christine E., Psychology Externship at St. Charles School District, School District # 303, St. Charles, (Instructional Programs), \$27,796  
Waas, Greg; Demaray, Michelle; Malecki, Christine E., Psychology Externship at ECHO, Exceptional Children Have Opportunities (ECHO), (Instructional Programs), \$2,838  
Waas, Greg; Demaray, Michelle; Malecki, Christine E., Psychology Externship at Palatine School District, Community Consolidated School District #15, (Instructional Programs), \$17,031  
Waas, Greg; Demaray, Michelle; Malecki, Christine E., Psychology Externship at Indian Creek School District, School District # 425, Indian Creek, (Instructional Programs), \$17,031

**Subtotal \$342,623**

### Public Administration

Burchard, Denise, Management Intern, City of DeKalb, (Instructional Programs), \$12,086  
Burchard, Denise, Administrative Internship, City of Montgomery, (Instructional Programs), \$21,840  
Burchard, Denise, Administrative Internship, Village of Glenview, (Instructional Programs), \$33,600  
Burchard, Denise, Tanzania Development Support (TDS) Internship, Tanzania Development Support, (Instructional Programs), \$15,400  
Burchard, Denise, Tanzania Development Support (TDS) Internship, Tanzania Development Support, (Instructional Programs), \$12,000  
Burchard, Denise, Administrative Internship, Village of Elk Grove, (Instructional Programs), \$16,170  
Burchard, Denise, Administrative Intern, City of Highland Park, (Instructional Programs), \$18,118  
Burchard, Denise, Administrative Intern, Village of Campton Hills, (Instructional Programs), \$15,400  
Burchard, Denise, Administrative Intern, Village of Itasca, (Instructional Programs), \$19,800  
Burchard, Denise, City of Yorkville Internship, City of Yorkville, (Instructional Programs), \$27,300  
Burchard, Denise, Internship Support, Village of Western Springs, (Instructional Programs), \$5,535

**Subtotal \$197,249**

### Statistics

Basu, Sanjib; Lingham, Rama T., Abbott Laboratories Externship, AbbVie Inc., (Instructional Programs), \$31,900  
Basu, Sanjib; Lingham, Rama T., Abbott Laboratories Externship, AbbVie Inc., (Instructional Programs), \$41,000  
Basu, Sanjib; Lingham, Rama T., Abbott Laboratories Externship, AbbVie Inc., (Instructional Programs), \$34,179

**Subtotal \$107,079**

**Total College of Liberal Arts and Sciences \$1,486,457**

## COLLEGE OF VISUAL AND PERFORMING ARTS

### Music

Hathaway, Janet, Graduate Assistantship, viola, Civic Orchestra, The, (Instructional Programs), \$5,106

**Subtotal \$5,106**

**Total College of Visual and Performing Arts \$5,106**



## FY 2015 Instructional Programs Awards

### OUTREACH, ENGAGEMENT, AND REGIONAL DEVELOPMENT

#### Motorcycle Safety

Haas, Scott; Strub, Mary, FY 2015 Motorcycle Safety Project, Illinois Department of Transportation, (Instructional Programs), \$1,494,076

**Subtotal \$1,494,076**

**Total Outreach, Engagement, and Regional Development \$1,494,076**

### OTHER ACADEMIC UNITS

#### Chance Program

*Hayman, Denise R. see Freeman, Lisa (PROV)*

#### Division of Research and Innovation Partnerships, VP's

Bond, Bradley G., FY 2014 Illinois Minority Graduate Fellowships (DFI), Illinois Board of Higher Education, (Instructional Programs), \$5,982

Bond, Bradley G., FY 2015 Illinois Minority Graduate Fellowships (DFI), Illinois Board of Higher Education, (Instructional Programs), \$111,000

**Subtotal \$116,982**

#### Executive Vice President and Provost

Freeman, Lisa; McCord, Christopher; Hayman, Denise R.; Seaver III, Earl J.; Taherzeshadi, Mansour; Vohra, Promod, Northern Illinois University's PROMISE: Providing Resources and Opportunities to Maximize Interest in S.T.E.M. Education, National Science Foundation, (Instructional Programs), \$408,007

**Subtotal \$408,007**

**Total Other Academic Units \$524,989**

**FISCAL YEAR TOTAL \$7,202,319**

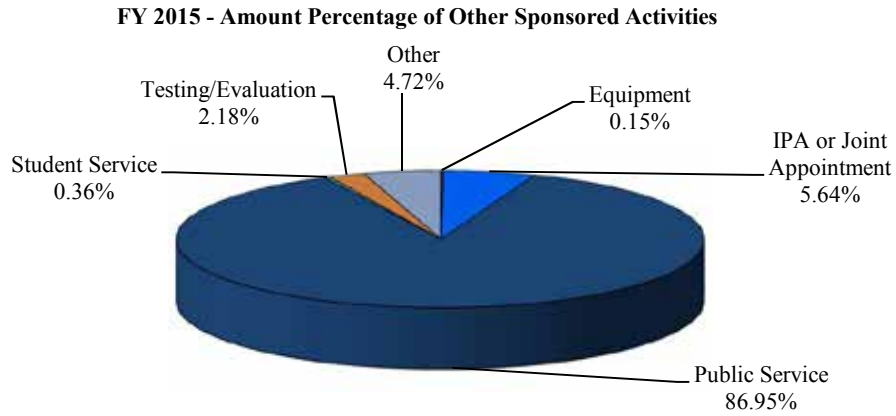


## Other Sponsored Activities

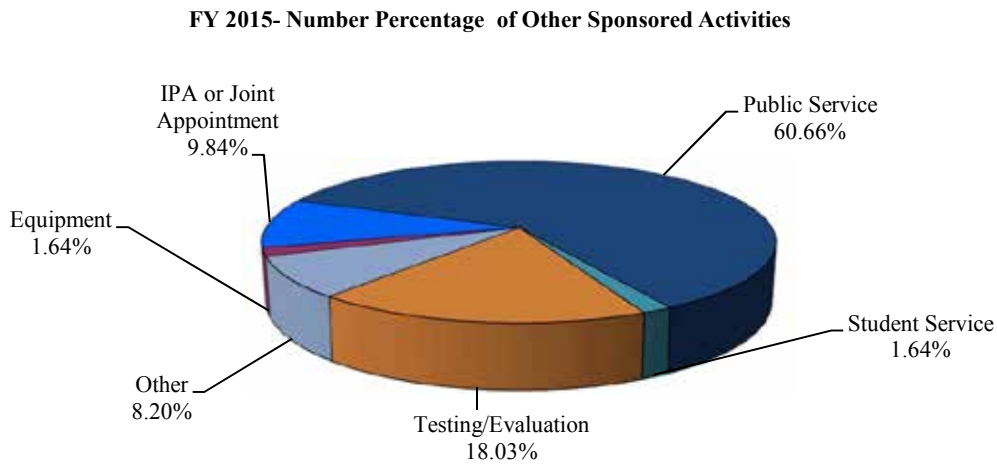


## FY 2015 Other Sponsored Activities Awards

### AMOUNTS AND NUMBER OF OTHER SPONSORED ACTIVITIES AWARDS

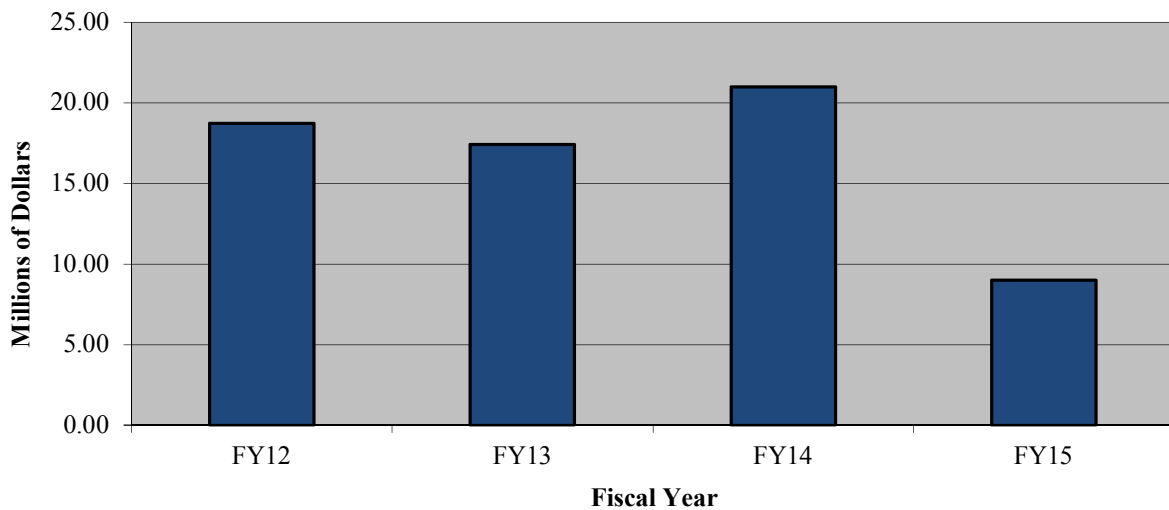


<b>PURPOSE OF FUNDING</b>	<b>Number of Awards</b>	<b>Amount of Awards</b>
Equipment	1	13,900
IPA or Joint Appointment	6	507,085
Public Service	37	7,820,698
Student Service	1	32,600
Testing/Evaluation	11	195,989
Other	5	424,394
<b>Total</b>	<b>61</b>	<b>8,994,666</b>



## FY 2015 Other Sponsored Activities Awards

### OTHER SPONSORED ACTIVITIES AWARDS Fiscal Years 2012 - 2015



#### College Comparison

COLLEGE/UNIT	FY12	FY13	FY14	FY15
Education	3,761,245	1,449,518	715,934	478,800
Engineering and Engineering Technology	1,363,738	655,596	105,000	157,207
Health and Human Sciences	45,578	15,521	4,000	
Law		1,710,287		
Liberal Arts and Sciences	6,082,719	3,612,078	4,241,320	4,495,634
Visual and Performing Arts	24,000	16,000	19,050	41,100
Outreach, Engagement, and Regional Development	3,489,787	5,226,075	12,338,886	2,956,814
Other Academic Units	3,549,956	4,441,386	3,415,317	845,972
Other University Units	404,554	299,983	120,000	19,139
<b>Total</b>	<b>18,721,577</b>	<b>17,426,444</b>	<b>20,959,507</b>	<b>8,994,666</b>

#### Other Awards by Source

Source	Amount	Amount Percentage	Number of Awards	Number Percentage
Federal	6,580,959	31.40%	29	25.66%
State	12,910,287	61.60%	12	10.62%
Corporate	83,345	0.40%	3	2.65%
Public/Non Profit	1,384,916	6.61%	69	61.06%
Foreign	-	0.00%	0	0.00%
<b>Total</b>	<b>20,959,507</b>	<b>100.00%</b>	<b>113</b>	<b>100.00%</b>

## FY 2015 Other Sponsored Activities Awards

### OTHER AWARDS BY DEPARTMENT Fiscal Years 2012 - 2015

	2012	2013	2014	2015
<b>COLLEGE OF EDUCATION</b>				
Dean's Office	487,200	308,500		
Center for Child Welfare and Education*	2,312,760			
Counseling, Adult and Higher Education	35,000	34,543	40,000	38,000
Educational Technology, Research, and Foundations	10,000	850		
Kinesiology and Physical Education			224,956	
Literacy and Elementary Education	345,150	355,600	365,299	376,700
Research, Evaluation and Policy Studies	331,911	500,248	53,355	31,500
Special and Early Education	239,224	249,777	32,324	32,600
<b>Total College of Education</b>	<b>3,761,245</b>	<b>1,449,518</b>	<b>715,934</b>	<b>478,800</b>
<b>COLLEGE OF ENGINEERING AND ENGINEERING TECHNOLOGY</b>				
Dean's Office	1,313,738	605,596	40,000	50,000
Electrical Engineering	50,000	50,000		34,707
Mechanical Engineering	-	-	65,000	72,500
<b>Total College of Engineering and Engineering</b>	<b>1,363,738</b>	<b>655,596</b>	<b>105,000</b>	<b>157,207</b>
<b>COLLEGE OF HEALTH AND HUMAN SCIENCES</b>				
Allied Health and Communicative Disorders	3,500			
Family, Consumer, and Nutrition Sciences	8,438	6,460	4,000	
Nursing and Health Studies	33,640	9,061	-	-
<b>Total College of Health and Human Science:</b>	<b>45,578</b>	<b>15,521</b>	<b>4,000</b>	<b>-</b>
<b>COLLEGE OF LAW</b>				
College of Law Faculty	-	1,710,287	-	-
<b>Total College of Law</b>	<b>-</b>	<b>1,710,287</b>	<b>-</b>	<b>-</b>
<b>COLLEGE OF LIBERAL ARTS AND SCIENCES</b>				
Dean's Office	713,857	4,344		
Anthropology	309,000	257,354	376,606	399,475
Center for the Study of Family Violence and Sexual	5,040			
Center for Southeast Asian Studies	872,269	134,877	490,173	490,000
Chemistry and Biochemistry				10,000
Communication		16,500		
Computer Science				13,900
English			4,500	
Foreign Languages and Literatures		50,000		
Geography	76,048	59,393	285,945	
Geology and Environmental Geosciences	9,300		14,745	
History	200,000			
Mathematical Sciences	140,000			
Physics	373,526	215,427	248,033	599,124
Political Science			2,000	
Psychology	3,303,847	2,844,663	2,819,318	2,938,435
Public Opinion Laboratory	79,832	29,520		
Sociology				5,000
Statistics	-	-	-	39,700
<b>Total College of Liberal Arts and Sciences</b>	<b>6,082,719</b>	<b>3,612,078</b>	<b>4,241,320</b>	<b>4,495,634</b>

## FY 2015 Other Sponsored Activities Awards

### OTHER AWARDS BY DEPARTMENT Fiscal Years 2012 - 2015

	2012	2013	2014	2015
<b>COLLEGE OF VISUAL AND PERFORMING ARTS</b>				
Dean's Office			2,500	2,500
Art Museum	14,000	6,000	6,550	7,800
External Programming	10,000	10,000	10,000	
Theatre and Dance	-	-	-	30,800
<b>Total College of Visual and Performing Art:</b>	<b>24,000</b>	<b>16,000</b>	<b>19,050</b>	<b>41,100</b>
<b>OUTREACH, ENGAGEMENT, AND REGIONAL DEVELOPMENT</b>				
VP Office	595,043	2,071,596	7,521,000	
Center for Child Welfare and Education*		1,317,769	1,317,769	1,317,769
Center for Governmental Studies	1,054,519	245,959	613,239	10,395
Illinois Council on Economic Education	13,300	34,896		
Illinois Interactive Report Card			1,664,256	806,940
Motorcycle Safety Project	1,352,874	1,555,855		
NIU Outreach P-20	10,000			
Northern Public Radio	399,114	299,983	35,633	607,493
Office of Education System Innovation			717,764	
Regional Development Institute	464,051		443,930	214,217
Survey Research Team	-	-	25,295	-
<b>Total Outreach, Engagement, and Regional Development</b>	<b>3,888,901</b>	<b>5,526,058</b>	<b>12,338,886</b>	<b>2,956,814</b>
<b>OTHER ACADEMIC UNITS</b>				
Campus Child Care		3,000	12,000	10,319
Career Services	130,161	39,066		38,580
Center for Burma Studies		10,000		
Division of Research and Innovation Partnerships, VP	1,826,094	3,557,503	1,964,939	
Environment, Sustainability & Energy		2,600		
Health Enhancement	1,300			
International Programs Office		14,786		
International Student and Faculty Office				62,706
International Training Office	109,352			
Military Student Services	67,970			
Precollegiate Programs	490,408	464,760	479,408	459,367
Student Services			211,316	
Student Support Services	349,671	349,671	681,054	
University Libraries	575,000			195,000
Provost Office			66,600	80,000
<b>Total Other Academic Units</b>	<b>3,549,956</b>	<b>4,441,386</b>	<b>3,415,317</b>	<b>845,972</b>
<b>OTHER UNIVERSITY UNITS</b>				
Materials Management			120,000	
Public Safety	5,400	-	-	19,139
<b>Total Other University Units</b>	<b>5,400</b>	<b>-</b>	<b>120,000</b>	<b>19,139</b>
<b>TOTAL OTHER SPONSORED ACTIVITIES</b>	<b>18,721,537</b>	<b>17,426,444</b>	<b>20,959,507</b>	<b>8,994,666</b>
<b>GRAND TOTAL FUNDING</b>	<b>31,091,155</b>	<b>30,698,586</b>	<b>36,596,059</b>	<b>29,909,840</b>

\*Change of Division in FY13



## FY 2015 Other Sponsored Activities Awards

### COLLEGE OF EDUCATION

#### Counseling, Adult and Higher Education

Pender, Debra, Project Educare, Kenneth Young Center, (Public Service), \$38,000

**Subtotal \$38,000**

#### Literacy and Elementary Education

Cohen, James; Stahl II, Norman A, DREAMS: Development of Reading, ESL, Early Childhood, Math, and Science, Department of Education, (Public Service), \$342,349

Cohen, James; Stahl II, Norman A, DREAMS: Development of Reading, ESL, Early Childhood, Math, and Science, Department of Education, (Public Service), \$32,951

Elish-Piper, Laurie A, Literacy on the Lawn, DeKalb County Community Foundation, (Public Service), \$1,400  
*also involves the Center for the Interdisciplinary Study of Language and Literacy*

**Subtotal \$376,700**

#### Research, Evaluation and Policy Studies

Wholeben, Brent E.; Burgin, Ximena D, 21st CCLC FY2015 West Chicago SD33, School District # 33, West Chicago, (Testing/Evaluation), \$31,500

**Subtotal \$31,500**

#### Special and Early Education

Kapperman, Gaylen G, Fellowship Support for Sean Tikkun, Salus University, (Student Service), \$32,600

**Subtotal \$32,600**

**Total College of Education \$478,800**

### COLLEGE OF ENGINEERING AND ENGINEERING TECHNOLOGY

#### College of Engineering & Engineering Tech, Dean's Office

Rajashankar, Suma, NIU-Enhancing Engineering Pathways: An integrated Outreach and Mentoring Program to strengthen the STEM pipeline for female students from Middle School to College (Renewal), Motorola Foundation, (Public Service), \$50,000

**Subtotal \$50,000**

#### Electrical Engineering

Haji-Sheikh, Michael J, Development of Thick Silicon Photodiodes, Voxel, Inc, (Testing/Evaluation), \$34,707  
*Haji-Sheikh, Michael J. see Gau, Jenn-Terng (ME)*

**Subtotal \$34,707**

#### Mechanical Engineering (ME)

Gau, Jenn-Terng; Haji-Sheikh, Michael J, PVD Coating Process Parameters Study, General Motors Company, (Testing/Evaluation), \$20,000

Gau, Jenn-Terng, Thin Titanium Sheet Formability and Material Properties Evaluation, General Motors Company, (Testing/Evaluation), \$35,000

Majumdar, Pradip, AMSENG-CEET NASA Program: ATIMSA, Chemistry Support, Applied Material Systems Engineering, Inc, (Testing/Evaluation), \$12,000

Sciammarella, Federico, Testing Project for Namiki Precision, Namiki Precision Jewel Co, Ltd, (Testing/Evaluation), \$2,750

## FY 2015 Other Sponsored Activities Awards

Sciammarella, Federico, Testing Project for Namiki Precision, Namiki Precision Jewel Co, Ltd,  
(Testing/Evaluation), \$2,750

**Subtotal \$72,500**

**Total College of Engineering and Engineering Technology \$157,207**

## COLLEGE OF LIBERAL ARTS AND SCIENCES

### Anthropology

Kirker-Priest, Jennifer; McDowell Hopper, Laura, Anthropology Museum Rehousing Project, Institute of  
Museum & Library Services, (Other), \$150,000

*Nihei, Maria see Ledgerwood, Judy L. (SEAS)*

Russell, Susan D.; Ong, Lina D, Philippine Youth Leader Program 2013: Environmental Leadership in the  
Philippines: Developing Youth as Agents of Change and Ecological Activism, Department of State, (Public  
Service), \$249,475 *also involves Center for Southeast Asian Studies*

**Subtotal \$399,475**

### Center for Southeast Asian Studies (SEAS)

Ledgerwood, Judy L.; Nihei, Maria, FY2014 Southeast Asia Youth Leadership Program: Nurturing a New  
Generation of Citizen Activists and Community Leaders in ASEAN, Department of State, (Public Service),  
\$490,000 *also involves the Center for Non-Governmental Leaderships and Development*

**Subtotal \$490,000**

### Chemistry and Biochemistry

Zheng, Chong, Colgate-Palmolive Services Agreement, Colgate-Palmolive Company, (Testing/Evaluation),  
\$10,000

**Subtotal \$10,000**

### Computer Science

Karonis, Nicholas T, Acquisition of Maxeler hardware and software for integration into the campus cyber  
infrastructure, CME Group Foundation, (Equipment), \$13,900

**Subtotal \$13,900**

### Physics

Blazey, Gerald C, Department of Energy-Office of Science and Technology Policy 2 year Appointment,  
Department of Energy, (Other), \$55,277

Blazey, Gerald C, Department of Energy-Office of Science and Technology Policy 2 year Appointment,  
Department of Energy, (Other), \$4,900

Chakraborty, Dhiman, The Quarknet Project, University of Notre Dame, (Public Service), \$12,440 *also involves  
the Northern Illinois Center for Accelerator and Detector Development*

Chakraborty, Dhiman, The Quarknet Project, University of Notre Dame, (Public Service), \$16,840 *also involves  
the Northern Illinois Center for Accelerator and Detector Development*

Chattopadhyay, Swapan, Joint Appointment NIU/FNAL, Fermi National Accelerator Laboratory, (IPA or Joint  
Appointment), \$138,951

Dabrowski, Bogdan M, Measurement of Thermoelectric Properties of Substituted SrTiO<sub>3</sub> Perovskites at Room  
Temperature, University of Illinois at Chicago, (Testing/Evaluation), \$2,582 *also involves the Institute for  
Nano Science, Engineering and Technology*

Glatz, Andreas, Joint Appointment: Andreas Glatz, Argonne National Laboratory, (IPA or Joint Appointment),  
\$127,266 *also involves the Institute for Nano Science, Engineering and Technology*

Piot, Philippe R, Joint Appointment NIU/FNAL, Fermi National Accelerator Laboratory, (IPA or Joint  
Appointment), \$78,176

Shin, Young-Min, Joint Appointment NIU/FNAL, Fermi National Accelerator Laboratory, (IPA or Joint  
Appointment), \$8,069

## FY 2015 Other Sponsored Activities Awards

Shin, Young-Min, Joint Appointment NIU/FNAL, Fermi National Accelerator Laboratory, (IPA or Joint Appointment), \$40,333

Xiao, Zhili, Joint Appointment for Zhili Xiao, Argonne National Laboratory, (IPA or Joint Appointment), \$114,290

**Subtotal \$599,124**

### Psychology

Waas, Greg, Integrated Assessment Program FY2014, Illinois Department of Children and Family Services, (Public Service), \$61,901 *also involves the Center for the Study of Family Violence and Sexual Assault*

Waas, Greg, Integrated Assessment Program FY2015, Illinois Department of Children and Family Services, (Public Service), \$2,876,534 *also involves the Center for the Study of Family Violence and Sexual Assault*

**Subtotal \$2,938,435**

### Sociology

King, John M.; Walther, Carol, Juvenile Drug Court Evaluation, Kane County Court Services, (Testing/Evaluation), \$5,000

**Subtotal \$5,000**

### Statistics

Basu, Sanjib, Biostatistician Support, MC Consulting, Inc, (Testing/Evaluation), \$39,700

**Subtotal \$39,700**

**Total College of Liberal Arts and Sciences \$4,495,634**

## COLLEGE OF VISUAL AND PERFORMING ARTS

### Art Museum

Burke, Josephine E, NIU Art Museum 2014-15 Exhibit Season, Illinois Arts Council, (Public Service), \$7,800

**Subtotal \$7,800**

### College of Visual and Performing Arts, Dean's Office

Holly, Richard, NIU School of Music: Arts Midwest World Fest Global Experience for Local School Districts, DeKalb County Community Foundation, (Public Service), \$2,500

**Subtotal \$2,500**

### Theatre and Dance

Gelman, Alexander, SummerNITE's MARAT/SADE in Adana. Turkey, Department of State, (Public Service), \$30,800

**Subtotal \$30,800**

**Total College of Visual and Performing Arts \$41,100**

## OUTREACH, ENGAGEMENT, AND REGIONAL DEVELOPMENT

### Center for Child Welfare and Education

Baron-Jeffrey, Angela, FY15 Educational Access Project, Illinois Department of Children and Family Services, (Public Service), \$1,267,769

Baron-Jeffrey, Angela, FY15 Northern Region Permanency Enhancement Project, Illinois Department of Children and Family Services, (Public Service), \$50,000

**Subtotal \$1,317,769**

## FY 2015 Other Sponsored Activities Awards

### Center for Governmental Studies

Walzer, Norman, Rockford Region Economic Development District 2015 Comprehensive Economic Development Strategy 5 Year Update, Rockford Region Economic Development, (Public Service), \$10,395

**Subtotal \$10,395**

### Illinois Interactive Report Card (IIRC)

Smith, Harvey; Bellert, Marilyn, Interactive Illinois Report Card, Illinois State Board of Education, (Public Service), \$468,086

Smith, Harvey, Illinois Report Card Support, Maintenance, and Enhancements, Illinois State Board of Education, (Public Service), \$338,854

**Subtotal \$806,940**

### Northern Public Radio

Hoste, Staci, FY14 Community Service Grant, Corporation for Public Broadcasting, (Public Service), \$230,985

Hoste, Staci, Basic Support Grant FY 2014 - WNIU, Illinois Arts Council, (Public Service), \$12,575

Hoste, Staci, Basic Support Grant FY 2014 - WNIJ, Illinois Arts Council, (Public Service), \$12,575

Hoste, Staci, Operating Support Grant FY 2014 - WNIU, Illinois Arts Council, (Public Service), \$13,550

Hoste, Staci, Operating Support Grant FY 2014 - WNIJ, Illinois Arts Council, (Public Service), \$13,550

Hoste, Staci, Illinois Radio Information Service Grant FY 2015 - NIRIS, Illinois State Library, (Public Service), \$28,273

Hoste, Staci, Encore! Arts Programming Support, Illinois Arts Council, (Public Service), \$30,000

Hoste, Staci, FY15 Community Service Grant, Corporation for Public Broadcasting, (Public Service), \$240,835

Hoste, Staci, FY15 WNIU Basic Support Grant, Illinois Arts Council, (Public Service), \$12,575

Hoste, Staci, FY15 WNIJ Basic Support Grant, Illinois Arts Council, (Public Service), \$12,575

**Subtotal \$607,493**

### Outreach, Engagement, and Regional Development, VP

*Bellert, Marilyn see Smith, Harvey (IIRC)*

### Regional Development Institute

Bergeron, Lisa Kaye, Sales and Service Agreement, Illinois Rural Health Network, (Other), \$146,217

Bergeron, Lisa Kaye, Sales and Service Agreement, iFiber, (Other), \$68,000

**Subtotal \$214,217**

**Total Outreach, Engagement, and Regional Development \$2,956,814**

## OTHER ACADEMIC UNITS

### Campus Child Care

Schulz, Kristin, DCCF Community Needs Grant Application 2014, DeKalb County Community Foundation, (Public Service), \$10,319

**Subtotal \$10,319**

### Career Services

Henderson, Cindy, Illinois Cooperative Work Study Program, Illinois Board of Higher Education, (Public Service), \$38,580

**Subtotal \$38,580**

### Educator Licensure & Preparation

*Parker, Jenny see Elish-Piper, Laurie A. (PROV)*

## FY 2015 Other Sponsored Activities Awards

### Executive Vice President and Provost (PROV)

Elish-Piper, Laurie A.; Parker, Jenny, Northern Illinois Regional P-20 Network, Illinois Board of Higher Education, (Public Service), \$80,000 *also involves the Center for the Interdisciplinary Study of Language & Literacy*

**Subtotal \$80,000**

### International Student and Faculty Office

Chin, Siew-Sim, 2015 Fulbright Gateway Orientation, Institute of International Education, (Public Service), \$62,706

**Subtotal \$62,706**

### International Training Office

*Ong, Lina see Russell, Susan D. (Anthropology)*

### Precollegiate Programs

Bohanon, Felicia R, Upward Bound Program, Department of Education, (Public Service), \$459,367

**Subtotal \$459,367**

### University Libraries

VandeCreek, Drew E.; Thomas, Lynne, From Theory to Practice: Extending the Reach of Digital Power Preservation Workshops, National Endowment for the Humanities/National Foundation on the Arts and Humanities, (Public Service), \$195,000

**Subtotal \$195,000**

**Total Other Academic Units \$845,972**

## FINANCE AND FACILITIES

### Public Safety

Phillips, Thomas, EMS Assistance 2015, Illinois Department of Public Health, (Public Service), \$1,608  
Przybyła, Joseph; Phillips, Thomas, Sustained Traffic Enforcement Program, Illinois Department of Transportation, (Public Service), \$17,531

**Subtotal \$19,139**

**Total Other University Units \$19,139**

**FISCAL YEAR TOTAL \$8,994,666**



## Submitted Proposals





## ***FY 2015 Proposals Quick Facts...***

### **Proposals - Value of Proposals by Activity Type**

#### **Organized Research**

Applied Research: <b>\$26,360,817</b>	Average Request: <b>\$193,830</b>
Basic Research: <b>\$25,156,410</b>	Average Request: <b>\$264,804</b>
Equipment: <b>\$1,368,516</b>	Average Request: <b>\$273,703</b>
IPA or Joint Appointment: <b>\$224,582</b>	Average Request: <b>\$224,582</b>
Research Training: <b>\$1,344,925</b>	Average Request: <b>\$149,436</b>
Organized Research: <b>\$54,455,250</b>	Average Request: <b>\$221,363</b>

#### **Instructional Programs**

Instructional Programs: <b>\$20,072,948</b>	Average Request: <b>\$358,446</b>
---	-----------------------------------

#### **Others**

Equipment: <b>\$13,900</b>	Average Request: <b>\$13,900</b>
Instructional Programs: <b>\$241,920</b>	Average Request: <b>\$241,920</b>
IPA or Joint Appointment: <b>\$484,088</b>	Average Request: <b>\$121,022</b>
Other: <b>\$3,850,626</b>	Average Request: <b>\$962,657</b>
Public Service: <b>\$13,684,764</b>	Average Request: <b>\$369,858</b>
Student Service: <b>\$2,848,355</b>	Average Request: <b>\$1,424,178</b>
Testing/Evaluation: <b>\$1,528,257</b>	Average Request: <b>\$117,558</b>
Others: <b>\$22,651,910</b>	Average Request: <b>\$365,353</b>

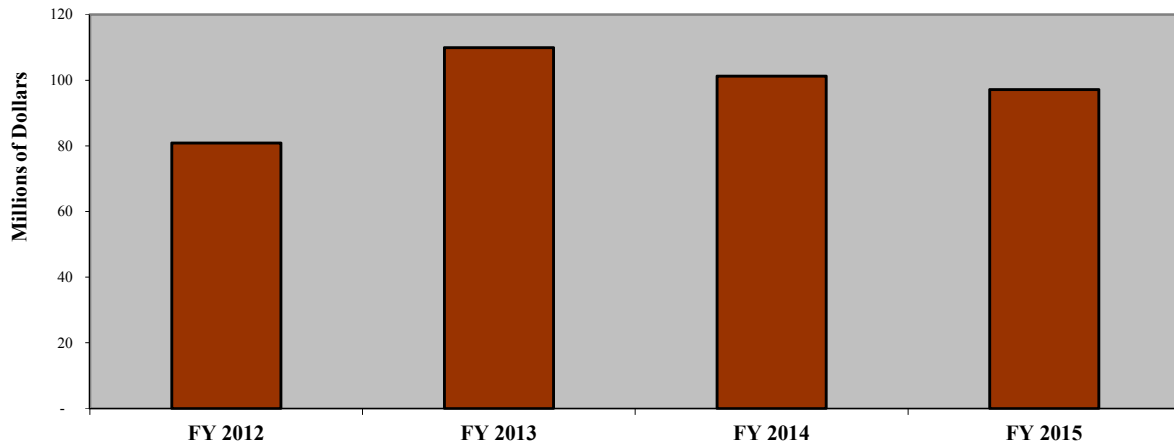
Total Value of All Proposals: **\$97,180,108**

Number of Submissions: **364**

Number of faculty/staff serving as Principal Investigator on proposals: **184**

## FY 2015 Submitted Proposals

### AMOUNTS OF PROPOSALS Fiscal Years 2012 - 2015



#### College Comparison

COLLEGE/UNIT	FY 2012	FY 2013	FY 2014	FY 2015
Business	78,062	20,000	251,476	274,582
Education	9,086,004	14,302,242	7,010,117	11,542,309
Engineering and Engineering Technology	10,517,799	16,640,751	9,511,999	16,350,342
Health and Human Sciences	3,088,649	6,369,134	2,321,703	4,689,246
Law		1,680,287		
Liberal Arts and Sciences	40,053,224	48,876,204	72,712,806	50,803,970
Visual and Performing Arts	66,479	299,580	47,870	51,906
Outreach, Engagement, and Regional Development	3,210,493	14,389,062	5,311,575	5,046,025
Other Academic Units	14,318,453	7,024,574	3,524,688	8,324,590
Other University Units	440,547	293,888	587,765	97,138
<b>Total</b>	<b>80,859,710</b>	<b>109,895,722</b>	<b>101,279,999</b>	<b>97,180,108</b>

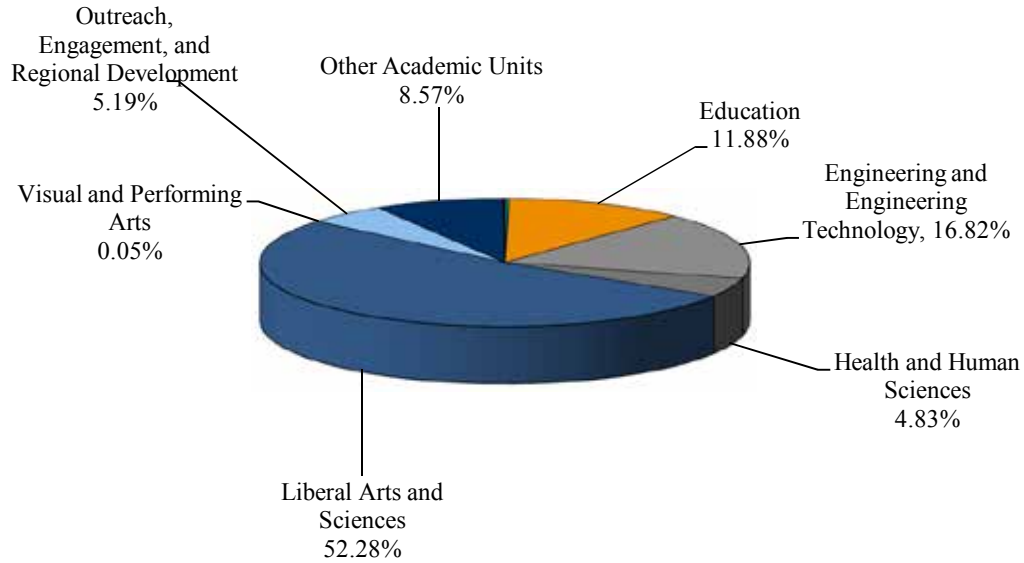
#### FY 2015 Number and Amounts of Proposals

COLLEGE/UNIT	# of Proposals	Total Amount	Number Percentage	Amount Percentage	Average Amount
Business	2	274,582	0.55%	0.28%	137,291
Education	26	11,542,309	7.14%	11.88%	443,935
Engineering and Engineering Technology	56	16,350,342	15.38%	16.82%	291,970
Health and Human Sciences	25	4,689,246	6.87%	4.83%	187,570
Liberal Arts and Sciences	216	50,803,970	59.34%	52.28%	235,204
Visual and Performing Arts	4	51,906	1.10%	0.05%	12,977
Outreach, Engagement, and Regional Development	16	5,046,025	4.40%	5.19%	315,377
Other Academic Units	16	8,324,590	4.40%	8.57%	520,287
Other University Units	3	97,138	0.82%	0.10%	32,379
<b>Total</b>	<b>364</b>	<b>97,180,108</b>	<b>100.00%</b>	<b>100.00%</b>	<b>266,978</b>

# FY 2015 Submitted Proposals

## PROPOSALS BY COLLEGE

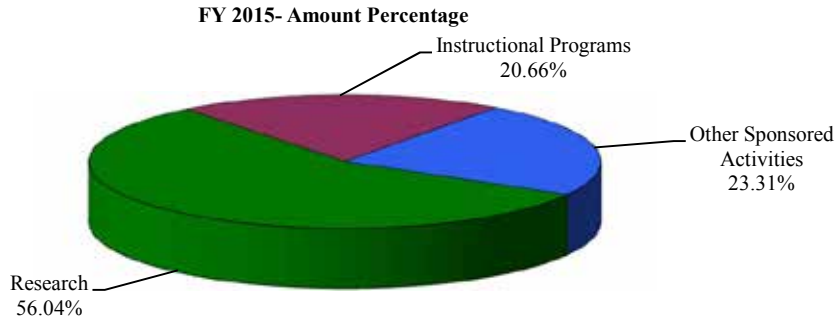
FY 2015 - Amounts by College



COLLEGE/UNIT	FY 12	FY 13	FY 14	FY 15
Business	78,062	20,000	251,476	274,582
Education	9,086,004	14,302,242	7,010,117	11,542,309
Engineering and Engineering Technology	10,517,799	16,640,751	9,511,999	16,350,342
Health and Human Sciences	3,088,649	6,369,134	2,321,703	4,689,246
Law		1,680,287		
Liberal Arts and Sciences	40,053,224	48,876,204	72,712,806	50,803,970
Visual and Performing Arts	66,479	299,580	47,870	51,906
Outreach, Engagement, and Regional Development	3,210,493	14,389,062	5,311,575	5,046,025
Other Academic Units	14,318,453	7,024,574	3,524,688	8,324,590
Other University Units	440,547	293,888	587,765	97,138
<b>Total</b>	<b>80,859,710</b>	<b>109,895,722</b>	<b>101,279,999</b>	<b>97,180,108</b>

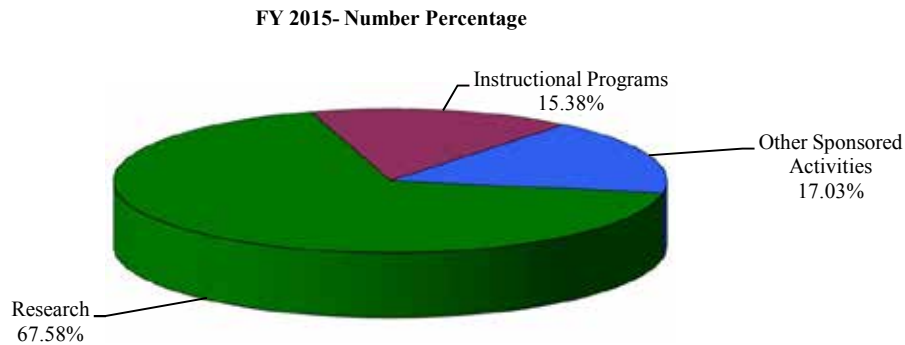
## FY 2015 Submitted Proposals

### AMOUNTS AND NUMBER OF PROPOSALS BY PURPOSE



PURPOSE OF REQUEST	FY 2014	FY 2015
Organized Research	64,305,683	54,455,250
Instructional Programs	10,570,750	20,072,948
Other Sponsored Activities	26,403,566	22,651,910
<b>Total</b>	<b>101,279,999</b>	<b>97,180,108</b>

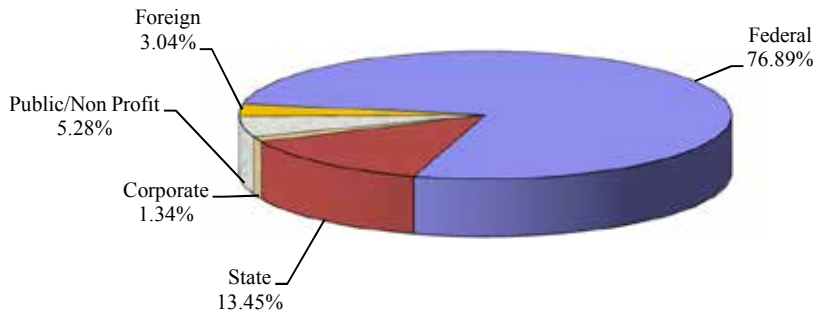
PURPOSE OF REQUEST	FY 2014	FY 2015
Research	309	246
Instructional Programs	65	56
Other Sponsored Activities	69	62
<b>Total</b>	<b>443</b>	<b>364</b>



## FY 2015 Submitted Proposals

### AMOUNTS AND NUMBER OF PROPOSALS BY SOURCE

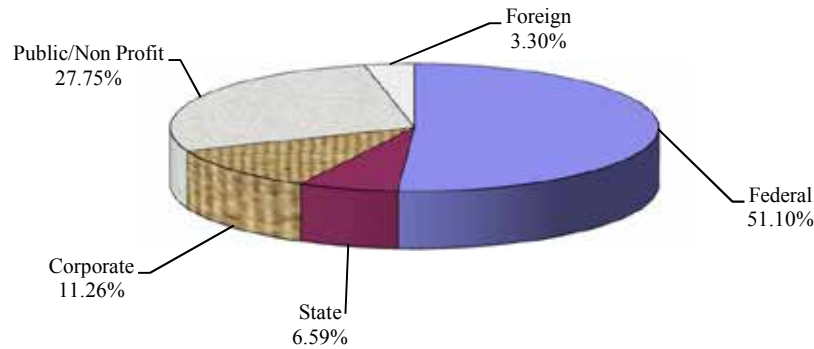
FY 2015- Amount Percentage



SOURCE OF REQUEST	FY 2014	FY 2015
Federal	73,202,895	74,720,031
State	19,617,005	13,066,323
Corporate	1,003,658	1,302,971
Public/Non Profit	6,715,988	5,133,496
Foreign	740,453	2,957,287
<b>Total</b>	<b>101,279,999</b>	<b>97,180,108</b>

SOURCE OF REQUEST	FY 2014	FY 2015
Federal	248	186
State	34	24
Corporate	39	41
Public/Non Profit	113	101
Foreign	9	12
<b>Total</b>	<b>443</b>	<b>364</b>

FY 2015- Number Percentage



**FY 2015 Submitted Proposals**

**NUMBER OF PROPOSALS BY COLLEGE AND PURPOSE**

	Research	Instruction	Other Sponsored Activites	Total
College of Business	1	1		2
College of Education	9	8	9	26
College of Engineering and Engineering Technology	46	3	7	56
College of Health and Human Sciences	21	2	2	25
College of Liberal Arts and Sciences	159	39	18	216
College of Visual and Performing Arts	1	1	2	4
Outreach, Engagement, and Regional Development	1	1	14	16
Other Academic Units	8	1	7	16
Other University Units	-	-	3	3
<b>Total</b>	<b>246</b>	<b>56</b>	<b>62</b>	<b>364</b>

**NUMBER OF PROPOSALS BY COLLEGE AND SOURCE**

	Federal	State	Corporate	Public/Non Profit	Foreign	Total
College of Business	1			1		2
College of Education	13	3		6	4	26
College of Engineering and Engineering Technology	23		28	3	2	56
College of Health and Human Sciences	12		2	11		25
College of Liberal Arts and Sciences	117	5	11	77	6	216
College of Visual and Performing Arts	1	2		1		4
Outreach, Engagement, and Regional Development	3	12		1		16
Other Academic Units	13	2		1		16
Other University Units	3	-	-	-	-	3
<b>Total</b>	<b>186</b>	<b>24</b>	<b>41</b>	<b>101</b>	<b>12</b>	<b>364</b>

**FY 2015 Submitted Proposals**

**AMOUNT OF PROPOSALS BY COLLEGE AND PURPOSE**

	Research	Instruction	Other Sponsored Activities	<b>Total</b>
College of Business	224,582	50,000		274,582
College of Education	4,044,342	4,291,928	3,206,039	11,542,309
College of Engineering and Engineering Technology	7,295,832	8,867,338	187,172	16,350,342
College of Health and Human Sciences	3,622,592	1,047,340	19,314	4,689,246
College of Liberal Arts and Sciences	36,033,099	4,219,160	10,551,711	50,803,970
College of Visual and Performing Arts	3,000	5,106	43,800	51,906
Outreach, Engagement, and Regional Development	42,001	1,494,076	3,509,948	5,046,025
Other Academic Units	3,189,802	98,000	5,036,788	8,324,590
Other University Units	-	-	97,138	97,138
<b>Total</b>	<b>54,455,250</b>	<b>20,072,948</b>	<b>22,651,910</b>	<b>97,180,108</b>

**AMOUNT OF PROPOSALS BY COLLEGE AND SOURCE**

	Federal	State	Corporate	Public/Non Profit	Foreign	<b>Total</b>
College of Business	224,582			50,000		274,582
College of Education	9,107,229	75,984		607,026	1,752,070	11,542,309
College of Engineering and Engineering Technology	15,261,081		994,196	89,565	5,500	16,350,342
College of Health and Human Sciences	4,462,331		26,445	200,470		4,689,246
College of Liberal Arts and Sciences	36,811,528	8,573,293	282,330	3,937,102	1,199,717	50,803,970
College of Visual and Performing Arts	30,800	16,000		5,106		51,906
Outreach, Engagement, and Regional Development	552,144	4,253,046		240,835		5,046,025
Other Academic Units	8,173,198	148,000		3,392		8,324,590
Other University Units	97,138	-	-	-	-	97,138
<b>Total</b>	<b>74,720,031</b>	<b>13,066,323</b>	<b>1,302,971</b>	<b>5,133,496</b>	<b>2,957,287</b>	<b>97,180,108</b>

## FY 2015 Submitted Proposals

### COMPARISON OF FY 2014 AND FY 2015 SUBMITTED PROPOSALS By Academic and Other Administrative Units

	2014 Submissions	2015 Submissions
<b>COLLEGE OF BUSINESS</b>		
Accountancy	122,291	224,582
Management	30,000	50,000
Operations Management & Information Systems	99,185	-
<b>Total College of Business</b>	<b>251,476</b>	<b>274,582</b>
<b>COLLEGE OF EDUCATION</b>		
Dean's Office	766,000	400,000
Counseling, Adult and Health Education	41,560	344,000
Educational Technology, Research, and Assessment	108,621	60,000
Kinesiology and Physical Education	89,980	1,940,237
Leadership, Educational Psychology and Foundations	1,248,765	590,061
Literacy Education	1,063,800	3,239,077
Research, Evaluation and Policy Studies	2,557,752	1,472,193
Special and Early Education	1,133,639	3,496,741
<b>Total College of Education</b>	<b>7,010,117</b>	<b>11,542,309</b>
<b>COLLEGE OF ENGINEERING AND ENGINEERING TECHNOLOGY</b>		
Dean's Office	4,024,552	2,780,909
Electrical Engineering	1,009,699	504,566
Engineering Technology	121,968	9,311,410
Industrial and Systems Engineering	994,967	861,792
Mechanical Engineering	3,360,813	2,891,665
<b>Total College of Engineering and Engineering Technology</b>	<b>9,511,999</b>	<b>16,350,342</b>
<b>COLLEGE OF HEALTH AND HUMAN SCIENCES</b>		
Dean's Office	899,995	2,345,692
Allied Health and Communicative Disorders	222,365	1,887,061
Family, Consumer, and Nutrition Sciences	70,616	158,705
Nursing and Health Studies	1,128,727	297,788
<b>Total College of Health and Human Sciences</b>	<b>2,321,703</b>	<b>4,689,246</b>
<b>COLLEGE OF LIBERAL ARTS AND SCIENCES</b>		
Dean's Office	677,426	2,751,076
Anthropology	1,396,433	855,036
Biological Sciences	7,542,002	3,077,911
Center for Latino and Latin American Studies	2,217,640	2,034,032
Center for NGO Leadership and Development		24,330
Center for Southeast Asian Studies	3,403,133	3,841,930
Center for the Study of Family Violence and Sexual Assault	1,089,435	1,172,821
Chemistry and Biochemistry	6,619,621	3,718,330
Communication		16,912
Computer Science	1,485,503	1,116,190
Economics		76,016
English	9,500	2,160
Foreign Languages and Literature	324,449	



## FY 2015 Submitted Proposals

### COMPARISON OF FY 2014 AND FY 2015 SUBMITTED PROPOSALS By Academic and Other Administrative Units

	<b>2014</b>	<b>2015</b>
	<b>Submissions</b>	<b>Submissions</b>
Geography	1,544,150	749,516
Geology and Environmental Geosciences	14,405,176	5,050,392
History	125,400	46,000
Mathematical Sciences	2,152,317	507,906
Philosophy	172,395	88,737
Physics	7,306,508	14,048,153
Political Science	360,689	11,000
Psychology	20,846,719	11,221,041
Public Administration	163,196	231,601
Sociology	298,078	42,650
Statistics	573,036	120,230
<b>Total College of Liberal Arts and Sciences</b>	<b>72,712,806</b>	<b>50,803,970</b>
 <b>COLLEGE OF VISUAL AND PERFORMING ARTS</b>		
Dean's Office	5,000	
Art	29,870	
Art Museum	13,000	13,000
Music		8,106
Theatre and Dance	-	30,800
<b>Total College of Visual and Performing Arts</b>	<b>47,870</b>	<b>51,906</b>
 <b>OUTREACH, ENGAGEMENT AND REGIONAL DEVELOPMENT</b>		
Center for Child Welfare and Education	1,317,769	1,317,769
Center for Governmental Studies	549,760	10,000
Illinois Interactive Report Card	1,005,377	1,826,244
Motorcycle Safety Project	1,345,926	1,494,076
Northern Public Radio	332,183	355,935
Office of Education System Innovation	717,764	
Survey Research Team	42,796	42,001
<b>Total Outreach, Engagement and Regional Development</b>	<b>5,311,575</b>	<b>5,046,025</b>
 <b>OTHER ACADEMIC UNITS</b>		
Campus Child Care	22,319	
Career Services	126,630	50,000
Division of Research and Innovation Partnerships	2,281,201	2,659,322
Environment, Sustainability & Energy	8,995	142,222
Health Enhancement	4,665	
International Programs Office	50,000	68,025
International Student and Faculty Office		57,005
Precollegiate Programs	479,408	
Student Services	211,316	2,848,355
Teacher Certification	2,144	

## FY 2015 Submitted Proposals

### COMPARISON OF FY 2014 AND FY 2015 SUBMITTED PROPOSALS By Academic and Other Administrative Units

	2014	2015
	Submissions	Submissions
University Libraries	277,510	724,032
Provost's Office	60,500	1,775,629
<b>Total Other Academic Units</b>	<b>3,524,688</b>	<b>8,324,590</b>
<b>OTHER UNIVERSITY UNITS</b>		
Materials Management	120,000	
Public Safety	467,765	97,138
<b>Total Other University Units</b>	<b>587,765</b>	<b>97,138</b>
<b>Total</b>	<b>101,279,999</b>	<b>97,180,108</b>

## Recognition



## Presidential Research Professors

Presidential Research Professorships recognize the outstanding accomplishments and future potential in academic research or creative artistry. SPA extends congratulations to all past and current Presidential Research Professors.

### 2015-2019

Sanjib Basu, Division of Statistics  
Anne Britt, Department of Psychology  
Aaron Fogleman, Department of History

### 2014-2018

Giovanni Bennardo, Department of Anthropology  
Ana Calvo-Byrd, Department of Biological Sciences  
Nancy M. Wingfield, Department of History

### 2013-2017

Elizabeth Gaillard, Department of Biological Sciences  
Wei, Lu, Department of Geography  
Philippe Piot, Department of Physics

### 2012-2016

Joseph Magliano, Department of Psychology

### 2011-2015

Dhiman Chakraborty, Department of Physics  
Richard King, Department of Biological Sciences

### 2010-2014

Jeff Kowalski, Department of Art History  
Amy Newman, Department of English  
Zhili Xiao, Department of Physics

### 2009-2013

Reed Scherer, Department of Geology and Environmental Geosciences  
Larry Arnhart, Department of Political Science  
Michel van Veenendaal, Department of Physics

## Research and Artistry Recipients

Research and Artistry Awards are provided by the Division of Research and Innovation Partnerships to enhance extramural funding, develop new projects through preliminary data collection, foster interdisciplinary research, and support new research and artistic activities for beginning faculty. SPA extends congratulations to the recipients of the FY 2015 Research and Artistry awards.

Jahred Adelman	Physics
Buyung Agusdinata	Environmental Studies
Nicholas Barber	Biological Sciences
Julie Crouch	Center for the Study of Family Violence & Sexual Assault
Jeffrey Matthew Einboden	English
Sherine Elsawa	Biological Sciences
Natalie Joy	History
Richard B. King	Biological Sciences
Douglas A. Klumpp	Chemistry & Biochemistry
Emma Kuby	History
Amy K. Levin	English
Stephen P. Martin	Physics
William Mills	Engineering Technology
Holly K. Orcutt	Psychology
Nathan Stansell	Geology and Environmental Geosciences
Wesley Swingley	Biological Sciences
Shun Takai	Engineering Technology
Robert Tatara	Engineering Technology
David P. Valentiner	Psychology
Matthew Wilson	Allied Health and Communicative Disorders
Vishnu Zutshi	Physics

## PI Academy Scholars for Research and Engagement

The PI Academy provides professional development and mentoring to a cohort of early career tenure-seeking faculty with demonstrated potential and a clear expectation for attracting external funding for their research, service, or other scholarly activities and who, through that work, will be well-positioned to provide engaged learning opportunities for their students. SPA extends congratulations to the FY 2015 PI Academy Scholars.

Jaeyong Bae	Nursing and Health Studies
Randy Caspersen	Communications
Priyanka Chakraborty	Family, Consumer, and Nutrition Sciences
Sarah Geiger	Nursing and Health Studies
Allison Gladfelter	Allied Health and Communicative Disorders
Lynn Herrmann	Public Health
In-sop Kim	Allied Health and Communicative Disorders
Emily McKee	Anthropology and Environmental Studies
Christine Nguyen	Industrial and Systems Engineering
Greg Porumbescu	Public Administration
Todd Reeves	Educational Technology, Research, and Assessment
Ji-Chul Ryu	Mechanical Engineering
Dong-shin Shin	Literacy and Elementary Education
Florensia Surjadi	Family, Consumer, and Nutrition Sciences
Tharapi Than	Foreign Languages and Literatures
Ying Xie	Educational Technology, Research, and Assessment

## Innovation Recognition Recipients

The Division of Research & Innovation Partnerships recognizes NIU faculty, staff and students who have gone above and beyond in the area of innovation through our Innovation Celebration. The Innovation Certificate of Recognition Program acknowledges the contributions of individuals and teams at NIU for their significant achievements in innovation.

At NIU, innovation is new knowledge put to use. We recognize innovation in the development of novel ideas, technologies, processes, products, and services and their application to address societal problems, meet societal needs, and expand human opportunity. SPA extends congratulations to the FY Innovation Recognition Recipients.

### Issued Patents

**Ana Calvo**, Department of Biological Sciences – *Effects of Alteration of Expression of the MtfA Gene and its Homologs on the Production of Fungal Secondary Metabolites* (Pat. 8,927,255)

-This invention was made with Government support under grant number NIH R15AI081232 awarded by the National Institutes of Health

**Bogdan Dabrowski**, Department of Physics – *Ceramic Materials for Gas Separation and Oxygen Storage* (Pat. 8,980,213)

-This invention was made with Government support under grant number DMR-0706610 awarded by the National Science Foundation

**James Horn**, Department of Chemistry & Biochemistry – *Library-based Methods and Compositions for Introducing Molecular Switch Functionality into Protein Affinity Reagents*

-This invention was made with Government support under grant number MCB-0953323 awarded by the National Science Foundation

**pCT Group (Nicholas Karonis, George Coutrakon, Kirk Duffin, Bela Erdelyi, Vishnu Zutshi)**, Department of Computer Science & Department of Physics – *High Performance Computing for Three Dimensional Proton Computed Tomography (HPC-PCT)* (Pat. 8,766,180)

-This invention was made with Government support under grant number W81XWH-10-1-0170 awarded by the Department of Army USA Medical Research and Materiel Command

**David Schroeder**, Department of Technology – *Actuation Mechanism for Braille Displays* (Pat. 8,770,981)

**Zhili Xiao**, Department of Physics – *Sensors and Devices Containing Ultra-Small Nanowire Arrays* (Pat. 8,839,659)

-This invention was made with Government support under grant number DE-FG02-06ER46334 awarded by the Department of Energy



## Certificates of Recognition

**\*Katharina Barbe**, Department of Foreign Languages & Literatures – *Celebrating Bilingualism*

**\*Beth Gaillard & Devi Kalyan Karumanchi**, Department of Chemistry & Biochemistry – *Development of novel formulation technology for the treatment of ocular angiogenesis; Development of a non-invasive diagnostic tool for early detection of diabetes*

**Liping Guo**, Department of Technology – *Sun tracking solar power system*

**Reza Hashemian**, Department of Electrical Engineering – *Huffman coding; Remotely Accessible Laboratories for hardware design; Analog circuit design; Pole-zero extraction and 3D Bode-plots; Computer arithmetic; Acoustic noise cancellation using FPGA/DSP methodology*

**Venumadhav Korampally**, Department of Electrical Engineering – *Nano-engineered paper*

**\*Jeong Ho (Jay) Kim**, Department of Industrial & Systems Engineering – *Whole body vibration suspension system*

**\*Lichuan Liu**, Department of Electrical Engineering – *ANC for Infant Incubators*

**Shanthi Muthuswamy**, Department of Technology – *Industrial process flow*

**Nick Pohlman**, Department of Mechanical Engineering – *Engineering the sensors and structure in high energy physics*

**Ji-Chul Ryu**, Department of Mechanical Engineering – *Control of dynamic non-grasping manipulation*

**\*Federico Sciammarella**, Department of Mechanical Engineering – *Easy Machining for Hard Materials*  
™

**John Winans**, Department of Computer Science – *Whillans Ice Stream Subglacial Access Research Drilling (WISSARD)*

**\*Bart Woodstrup**, School of Art & Design – *Innovative “Time Arts” pedagogy*

**Vishnu Zutshi**, Department of Physics – *Issued patents in Scintillator Cells and High Performance Computing*

*\*Selected Poster Presenter*

## Individual Donations and Financial Aid

### Donations

Block, Derryl, College of Health and Human Sciences, Dean's Office, Peggy Sullivan Endowed Faculty Research Fund, Peggy Sullivan, \$1,000  
Bode, Barrie, Biological Sciences, Avian Immunogenetics Research Fund in Biology, Dr. Worthie Briles, \$52,294  
Bode, Barrie, Biological Sciences, General Biological Research, Fort Wayne Children's Zoo, \$2,000  
Bode, Barrie, Biological Sciences, Avian Immunogenetics Research Fund in Biology, Briles Family Foundation, \$9,272  
Bode, Barrie, Biological Sciences, Alloantigen Research, Hy-Line International, \$8,120  
Hileman, Eric, Biological Sciences, Filling in data gaps in demography and phenology of the Eastern Massasauga Rattlesnake (*Sistrurus catenatus catenatus*), Fort Wayne Children's Zoo, \$2,000  
Liu, Chang, Operations Management and Information Systems, Syndeo Faculty Research Fellowship in OM&IS, Syndeo Networks, Inc., \$10,000  
McCord, Christopher, College of Liberal Arts and Sciences, Dean's Office, John and Lili La Tourette Student Research Award, John and Lili LaTourette, \$11,000  
Schoenbachler, Denise D., College of Business, Dean's Office, Dave and Joanne Weick Faculty Research Fellowship Fund, Schwab Charitable Fund, \$10,000  
Spears, Julia, Vice Provost Office, Jaymie and Harry Simmon Expendable Research Rookies Fund, Jaymie and Harry Simmon, \$5,000  
Strom, Janice, Nursing and Health Studies, Joan E. Wood Award for Nursing Faculty Research, Joan E. Wood, \$50,000  
Waas, Greg, Psychology, Dr. Gordon Wood Memorial Psychology Graduate Research Assistantship, Joan E. Wood, \$50,000

**FISCAL YEAR TOTAL \$210,686.00**

### Student Financial Aid

Babel, Rebecca, Student Financial Aid, PELL Grant 2015, Department of Education, \$30,075,785  
Babel, Rebecca, Student Financial Aid, Student Educational Opportunity Grant (SEOG), Department of Education, \$827,197  
Babel, Rebecca, Student Financial Aid, Federal Work Study, Department of Education, \$801,394

**FISCAL YEAR FINANCIAL AID TOTAL \$31,704,376.00**

---

## **Gift or Sponsored Project?**

Below are some common factors SPA and the NIU Foundation use to determine whether funding should be managed as a gift or as a sponsored project. When in doubt, contact SPA or the NIU Foundation for clarification. Please note that all government-funded awards are managed as sponsored projects.

### **Gift Criteria:**

- Funding may provide support for a particular activity, program area or purpose. These can include professorships, endowed chairs, scholarships, non-federal building projects, fellowships, research, and instructional programs.
- No scientific or technical data are required to be given to the funder as a condition of the gift. The donor may require or request a brief summary of the results from the participant.
- The donor makes no claims on the patents, copyrights, and other intellectual property rights that may result from activities associated with the gift.
- Gift does not include restrictive provisions, such as delays or reviews prior to publication of results, or disposition of tangible property.

### **Sponsored Project Criteria:**

- If the funding is from a non-government sponsor and includes any of the following provisions:
    - The sponsor requires return of unexpended funds or written approval to spend beyond the project period or to rebudget funds between line items
    - The award provides restrictions on intellectual property rights
    - The award restricts or monitors publications or use of results
    - Award payment depends upon programmatic or financial reporting
    - Award requires protection of confidential information
    - Sponsor requires specific deliverables (e.g. final technical report, evaluation)
    - Award includes standard terms & conditions required by sponsor
-



Northern Illinois University

*Sponsored Programs Administration*

Northern Illinois University | DeKalb, Illinois 60115

FY 2015 Annual Report Production Credits

Julie Miller, Dara Little

Northern Illinois University is an equal opportunity/affirmative action institution and does not discriminate on the basis of race, color, religion, sex, age, marital status, national origin, disability, status based on the Victims' Economic Security and Safety Act (VESSA) or status as a disabled or Vietnam-era veteran. Further, the Constitution and Bylaws of Northern Illinois University provides for equal treatment regardless of political views or affiliation, and sexual orientation. Inquiries concerning application of Title IX, Section 504, and other statutes and regulations may be referred to the Affirmative Action and Diversity Resources Center,

1515 W. Lincoln Highway, DeKalb, IL 60115, telephone 815-753-1118.

Printed by authority of the State of Illinois. Ten copies of this publication were printed at a cost of \$34.85 per book.

www.niu.edu 10/15 84747