



Inline Assignment Grading

With **Inline Grading**, you can view, comment, and grade student-submitted assignment files without leaving the Grade Assignment page. When you view a document submitted in an assignment, that document is converted to a format that is viewable inside the web browser. Supported document types that can be displayed are Word (DOC, DOCX), PowerPoint (PPT, PPTX), Excel (XLS, XLSX), PDF (PDF), and many media types, including WAV, MP3, MOV, MP4, HTML, CSS, JPG, PNG, and more. Formatting and embedded images of the original document are preserved in the conversion.

Some file types (DOC, DOCX, PPT, PPTX, PDF, AI, BMP, DCM, EPS, GIF, PNG, PS, PSD, SVS, TGA, TIF, and TIFF) can also have annotations and comments added.

The screenshot displays the Blackboard inline grading interface. On the left, a document titled "Sociological Imagination: DRINKING COFFEE" is shown. A comment bubble from Cathy Chu is visible over the text. On the right, the "Assignment Details" sidebar shows the overall grade of /100, the attempt date (9/27/17 1:05 PM), and a "General Essay Evaluation" rubric. The feedback to the learner reads: "Your paper on drinking coffee is a great improvement since your last work. Please see my comments and I look forward to discussing them in class." Below the feedback is a toolbar with icons for highlighting, commenting, and adding notes, and buttons for "Cancel", "Save Draft", and "Submit".

Add Comments

Select the **Point Annotation** icon in the toolbar to type comments in any place on the document. Comments are identified by a blue conversation bubble.

Highlight Text

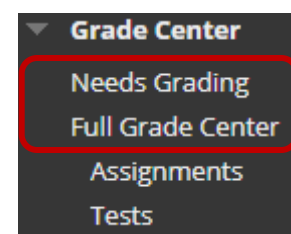
Click and drag to highlight text, then choose to highlight or highlight and add a comment.

Inline Grading Sidebar

Grade the submission from the inline grading sidebar. View the assignment details, grading rubric, and each attempt. Provide an overall grade and feedback.

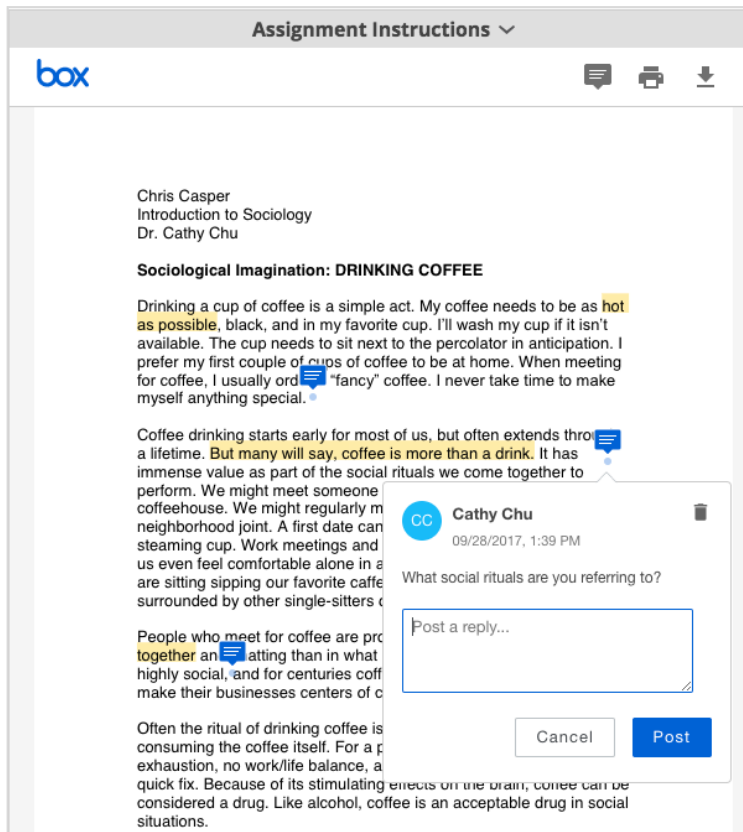
Accessing the Grade Assignment Page

To take advantage of the inline grading feature, simply navigate to your students' submissions in the **Needs Grading** area, or in the **Full Grade Center**.



Grading an Assignment with Inline Grading

When grading with the inline workflow, you are able to provide comments and annotations in the left pane, and provide overall feedback and a grade in the right pane. See the introduction on the other side for a list of compatible file types.



Assignment Instructions

box

Chris Casper
Introduction to Sociology
Dr. Cathy Chu

Sociological Imagination: DRINKING COFFEE

Drinking a cup of coffee is a simple act. My coffee needs to be as **hot as possible**, black, and in my favorite cup. I'll wash my cup if it isn't available. The cup needs to sit next to the percolator in anticipation. I prefer my first couple of cups of coffee to be at home. When meeting for coffee, I usually order "fancy" coffee. I never take time to make myself anything special.

Coffee drinking starts early for most of us, but often extends through a lifetime. **But many will say, coffee is more than a drink.** It has immense value as part of the social rituals we come together to perform. We might meet someone at a coffeehouse. We might regularly meet at a neighborhood joint. A first date can start with a steaming cup. Work meetings and even solo dates can be comfortable alone in a car. We are sitting sipping our favorite coffee surrounded by other single-sitters.

People who meet for coffee are probably more socially oriented than in what we think of as highly social, and for centuries coffeehouses have made their businesses centers of community.

Often the ritual of drinking coffee is more about the social aspects than consuming the coffee itself. For a person with a quick fix, no work/life balance, a lack of energy, or a need for a quick fix. Because of its stimulating effects on the brain, coffee can be considered a drug. Like alcohol, coffee is an acceptable drug in social situations.

CC Cathy Chu
09/28/2017, 1:39 PM
What social rituals are you referring to?

Post a reply...

Cancel Post

Creating a Point-Based Comment

Point-Based Comments can be added anywhere within a compatible file and are identified to students by blue conversation bubbles.

1. Open a student submission for grading
2. Click the **Point Annotation Mode** icon in the toolbar (the conversation bubble)
3. Click anywhere in the file where you would like to place a comment
4. Type your comment and click the **Post** button

Highlight Text and Add a Comment

In addition to point-based comments, you can highlight specific passages of text and optionally add a comment.

1. Open a student submission for grading
2. Click anywhere within the file and drag to select a passage of text
3. Select either **Highlight Text** or **Add Comment to Highlighted Text**
4. If adding a comment, type your comment and click the **Post** button

Inline Grading Features

The inline grading sidebar to the right allows faculty to **grade** the assignment and **add feedback** for students without leaving the page.

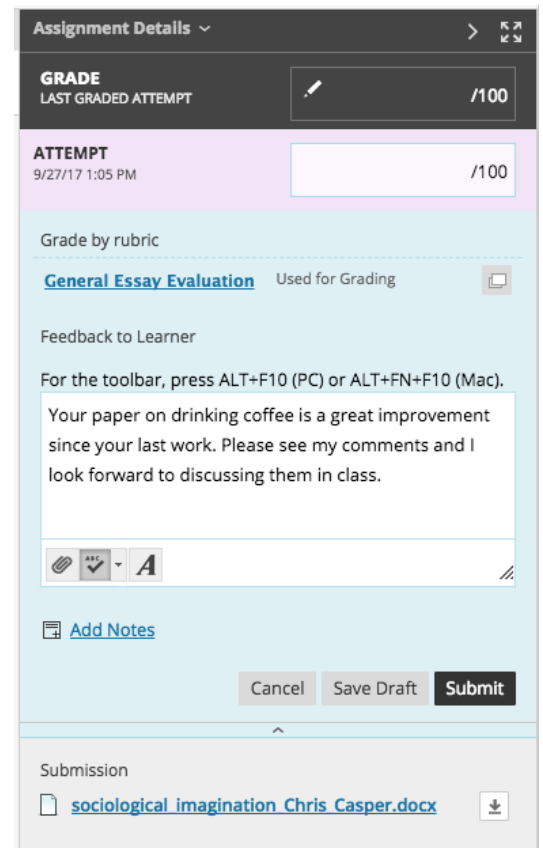
To add an **overall grade** to the assignment, enter the grade in the attempt box. This will be the student's current grade.

If a rubric was enabled for the Assignment, open the **rubric** to record the student's achievement on each criteria. Blackboard will calculate an attempt grade based on the rubric.

Provide feedback for students with general comments in the text box in the lower right corner.

After you have finished annotating and grading a submission, click the **submit** button in the lower right corner.

Students will be able to **view their grade**, your **comments** and your **feedback** in My Grades.



Assignment Details

GRADE
LAST GRADED ATTEMPT /100

ATTEMPT
9/27/17 1:05 PM /100

Grade by rubric

General Essay Evaluation Used for Grading

Feedback to Learner

For the toolbar, press ALT+F10 (PC) or ALT+FN+F10 (Mac).

Your paper on drinking coffee is a great improvement since your last work. Please see my comments and I look forward to discussing them in class.

Cancel Save Draft **Submit**

Submission

sociological_imagination Chris Casper.docx