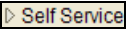
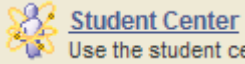
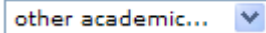
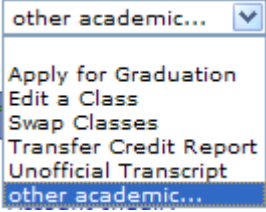



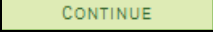

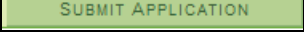


Applying for Graduation

After successful login to MyNIU at <http://myniu.niu.edu> :

1.	<p>Navigation: Self Service > Student Center</p>
2.	<p>Click the Self Service link.</p> 
3.	<p>Click the Student Center link.</p> 
4.	<p>Use the dropdown arrow to see other academic... choices.</p> 
5.	<p>Notice the options provides in the dropdown list.</p> <p>From this area, you can choose:</p> <ul style="list-style-type: none"> • Apply for Graduation • Transfer Credit Report • Unofficial Transcript • and more <p>In this example, we will choose Apply for Graduation.</p> 
6.	<p>Click the Go button to proceed.</p> 
7.	<p>Click the Academic Program link you wish to apply for graduation.</p> 
8.	<p>Click the Expected Graduation Term list and choose the term.</p> 
9.	<p>Click the Continue link.</p> 
10.	<p>Notice the Graduation Instructions on the bottom of the page.</p> 
11.	<p>Click the Submit Application button.</p> 
12.	<p>You have completed the Applying for Graduation topic. End of Procedure.</p>