




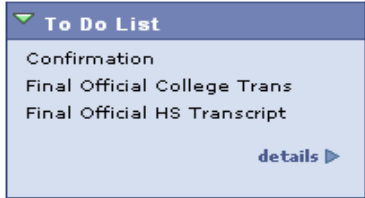










Accessing the NIU Student Center

After successful login to MyNIU:

1.	<p>Navigation: Self Service > NIU Student Center</p>															
2.	<p>Click the Self Service link.</p> 															
3.	<p>Click the NIU Student Center link.</p> 															
4.	<p>There are many features in the NIU Student Center. Notice the Personal Information section.</p>  <p>You may view and update your Personal Information using the links provided.</p>															
5.	<p>Click the To Do List Expand button  if needed to view any items to be completed.</p> 															
6.	<p>The To Do List is an important feature of the NIU Student Center. Check your To Do List, in the right-hand corner, to find out what items you need to complete. Use the details link to view more information.</p> 															
7.	<p>Notice the To Do List examples below. Click on the links for more information about the To Do List item.</p> <table border="1" data-bbox="321 1514 1430 1692"> <thead> <tr> <th colspan="3">Item List</th> </tr> <tr> <th>To Do Item</th> <th>Institution</th> <th>Administrative Function</th> </tr> </thead> <tbody> <tr> <td>Confirmation</td> <td>Northern Illinois University</td> <td>Admissions Program</td> </tr> <tr> <td>Final Official College Trans</td> <td>Northern Illinois University</td> <td>Admissions Program</td> </tr> <tr> <td>Final Official HS Transcript</td> <td>Northern Illinois University</td> <td>Admissions Program</td> </tr> </tbody> </table>	Item List			To Do Item	Institution	Administrative Function	Confirmation	Northern Illinois University	Admissions Program	Final Official College Trans	Northern Illinois University	Admissions Program	Final Official HS Transcript	Northern Illinois University	Admissions Program
Item List																
To Do Item	Institution	Administrative Function														
Confirmation	Northern Illinois University	Admissions Program														
Final Official College Trans	Northern Illinois University	Admissions Program														
Final Official HS Transcript	Northern Illinois University	Admissions Program														
8.	<p>Use the left-hand menu to return to the NIU Student Center to look at additional information.</p> 															

<p>9.</p>	<p>In the Admissions section, you can view the Application status.</p> <p>  Incomplete  Complete  Admitted </p> <div style="border: 1px solid black; padding: 5px;"> <p>My Applications</p> <table border="1" style="width: 100%; border-collapse: collapse;"> <tr> <td style="width: 25%;">Northern Illinois University</td> <td style="width: 25%;">Ugrad Liberal Arts</td> <td style="width: 15%;">Fall 2008</td> <td style="width: 15%; text-align: center;">  </td> <td style="width: 20%; text-align: center;"> Accept or Decline </td> </tr> </table> </div> <p>For this example, the student has an Incomplete Status as indicated by the yellow triangle.</p>	Northern Illinois University	Ugrad Liberal Arts	Fall 2008		Accept or Decline
Northern Illinois University	Ugrad Liberal Arts	Fall 2008		Accept or Decline		
<p>10.</p>	<p>Once the application is complete, you may accept or decline the offer.</p> <div style="border: 1px solid black; padding: 5px;"> <p>  Accept or Decline </p> </div> <p>Click the Accept/Decline link from the NIU Student Center page.</p>					
<p>11.</p>	<p>Select the program you would like to accept or decline. Click the Accept/Decline link from the Accept Admission page.</p> <div style="border: 1px solid black; padding: 5px;"> <p>ACCEPT/DECLINE</p> </div>					
<p>12.</p>	<p>Choose from the available choices of I Accept Admission, I Decline Admission or you may choose Previous to return to the previous page.</p> <div style="border: 1px solid black; padding: 10px;"> <p>Select either the Accept or Decline button to indicate your choice. You will then be asked to confirm your decision. Select the Previous button if you do not wish to make a selection at this time.</p> <div style="text-align: center; margin-top: 20px;"> <div style="display: flex; justify-content: space-around; margin-bottom: 10px;"> <div style="border: 1px solid black; padding: 5px 15px; background-color: #e0f0e0;">I ACCEPT ADMISSION</div> <div style="border: 1px solid black; padding: 5px 15px; background-color: #e0f0e0;">I DECLINE ADMISSION</div> </div> <div style="border: 1px solid black; padding: 5px 15px; background-color: #e0e0e0; margin: 0 auto;">PREVIOUS</div> </div> </div>					
<p>13.</p>	<p>Choose from the available choices of Confirm Acceptance or Previous.</p> <div style="border: 1px solid black; padding: 10px; margin: 10px auto; width: fit-content;"> <div style="border: 1px solid black; padding: 5px 15px; background-color: #e0f0e0; margin-bottom: 10px;">CONFIRM ACCEPTANCE</div> <div style="border: 1px solid black; padding: 5px 15px; background-color: #e0e0e0; margin: 0 auto;">PREVIOUS</div> </div>					
<p>14.</p>	<p>Notice the Accept Admission message.</p> <div style="border: 1px solid black; padding: 10px; margin: 10px auto; width: fit-content;"> <p style="text-align: center;">We are pleased you have accepted admission for this program, and look forward to welcoming you! Please contact the Office of Admissions should you need any further assistance.</p> </div> <p>Use the left-hand navigation to return to the NIU Student Center to look at other information.</p>					
<p>15.</p>	<p>Important Links and Other NIU Information links are located on the right-hand side.</p> <div style="border: 1px solid black; padding: 5px; margin: 10px auto; width: fit-content;"> <div style="border-bottom: 1px solid black; padding: 5px;"> <p>Important Links</p> <p> Next Steps NIU Home </p> </div> <div style="padding: 5px;"> <p>Other NIU Information</p> <p> The Northern Star NIU Weather </p> </div> </div>					
<p>16.</p>	<p>Remember to Sign out when you are finished viewing the NIU Student Center. The Sign out link is located in the top right-hand corner.</p> <div style="border: 1px solid black; padding: 5px; margin: 10px auto; width: fit-content;"> <p style="background-color: #f0e0e0; padding: 2px 5px;">Sign out</p> </div>					
<p>17.</p>	<p>You have completed the Accessing the NIU Student Center topic.</p>					