Northern Illinois P-20 Network
Alignment of Standards for Advancing Student Opportunities

2014 Workforce Needs Report – Waubonsee Community College

The data in this report is based on skills listed in job postings for the Waubonsee Community College district area from January 1 to December 31 in 2010 and 2014. The NIU Center for Governmental Studies retrieved the data on a city by city basis for the geographic region that each community college serves, using Burning Glass Technologies. Four types of data were pulled. The first set is by employer. The second set is by occupation. The third set is by salary. The fourth set is by skills, as defined below. A map documenting the cities represented in this report is included at the end of this report. Cities that fall partially within a community college district have been included. Cities may lie in more than one district.

Skill types are defined by Burning Glass Technologies as follows.

- Specialized Skills: more occupation-specific. Accounting, python, phlebotomy, patient care, etc.
- Baseline Skills: these are general skills, such as communications, leadership, and writing, and are transferrable across occupations.
- Software and Programming skills: All computer-based skills. NOTE: these may *also* fall into either baseline or specialized skills lists. Baseline will include basic skills, e.g. Excel, Word, while specialized will include more advanced computer skills; e.g. C#, STATA, R, Python.

Burning Glass's Labor Insight tool is an advanced analytic application that allows users to analyze, trend, and compare real-time jobs data on a regional, statewide, or national basis, at a granular level of detail that highlights skills, knowledge, experience, and education in demand as well as industries and occupations. Using a branch of artificial intelligence called Statistical Natural Language Processing (SNLP), Burning Glass's patented approach allows this tool to mine the text of each job posting to extract and code a much larger data record, which includes: job function (O*NET), employer industry (NAICS), location (through geo-coordinates, MSA, and LMA), educational requirements (degree, level, and major), source, common and specialized skills (using a multi-level, hierarchical and fully customizable skills dictionary of over 15,000 skills), the duration and level of experience, required certifications or licenses, and much more.

Waubonsee Top 25 Employers Job Postings 2014

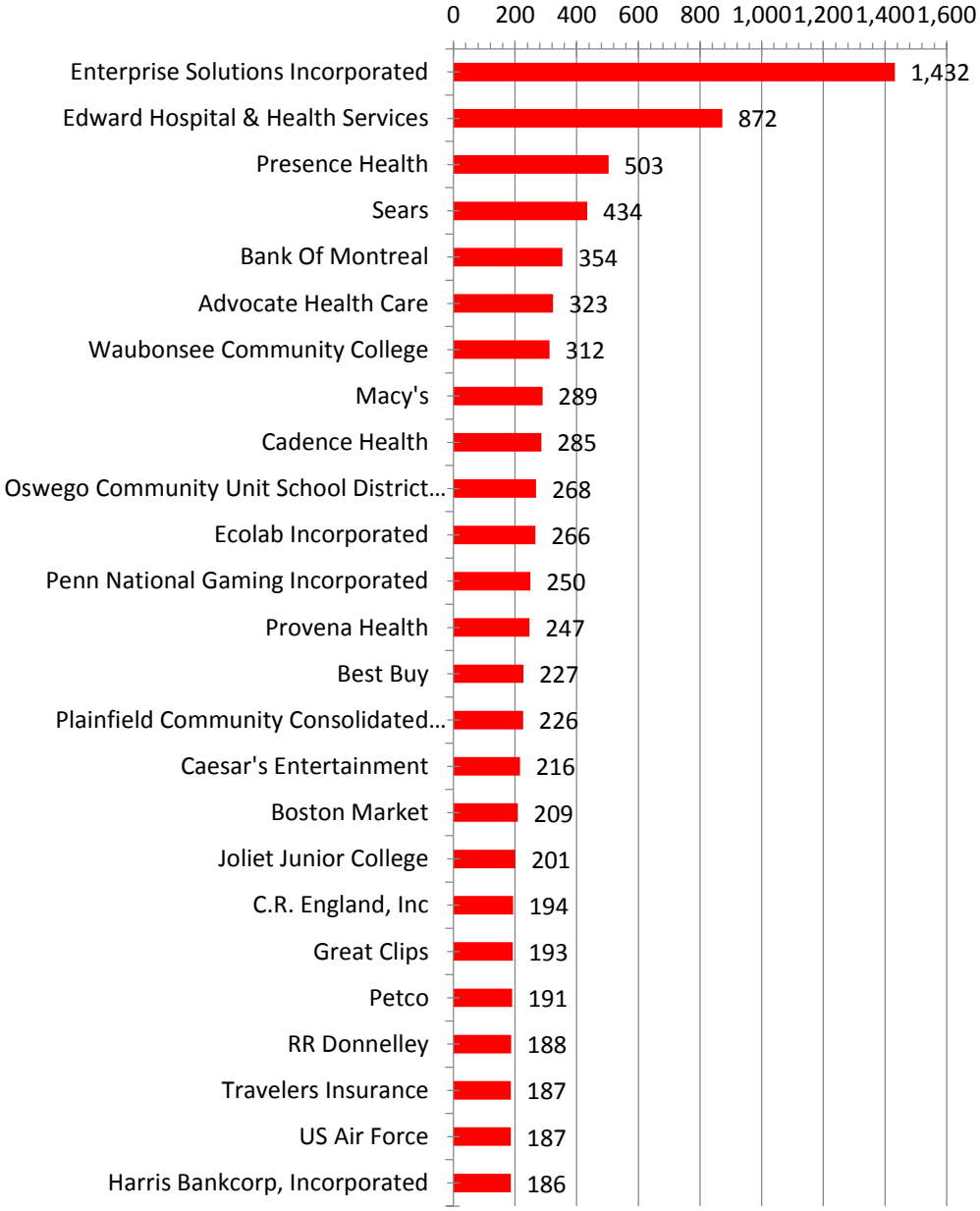

Waubonsee Top 25 Employers Job Postings 2010

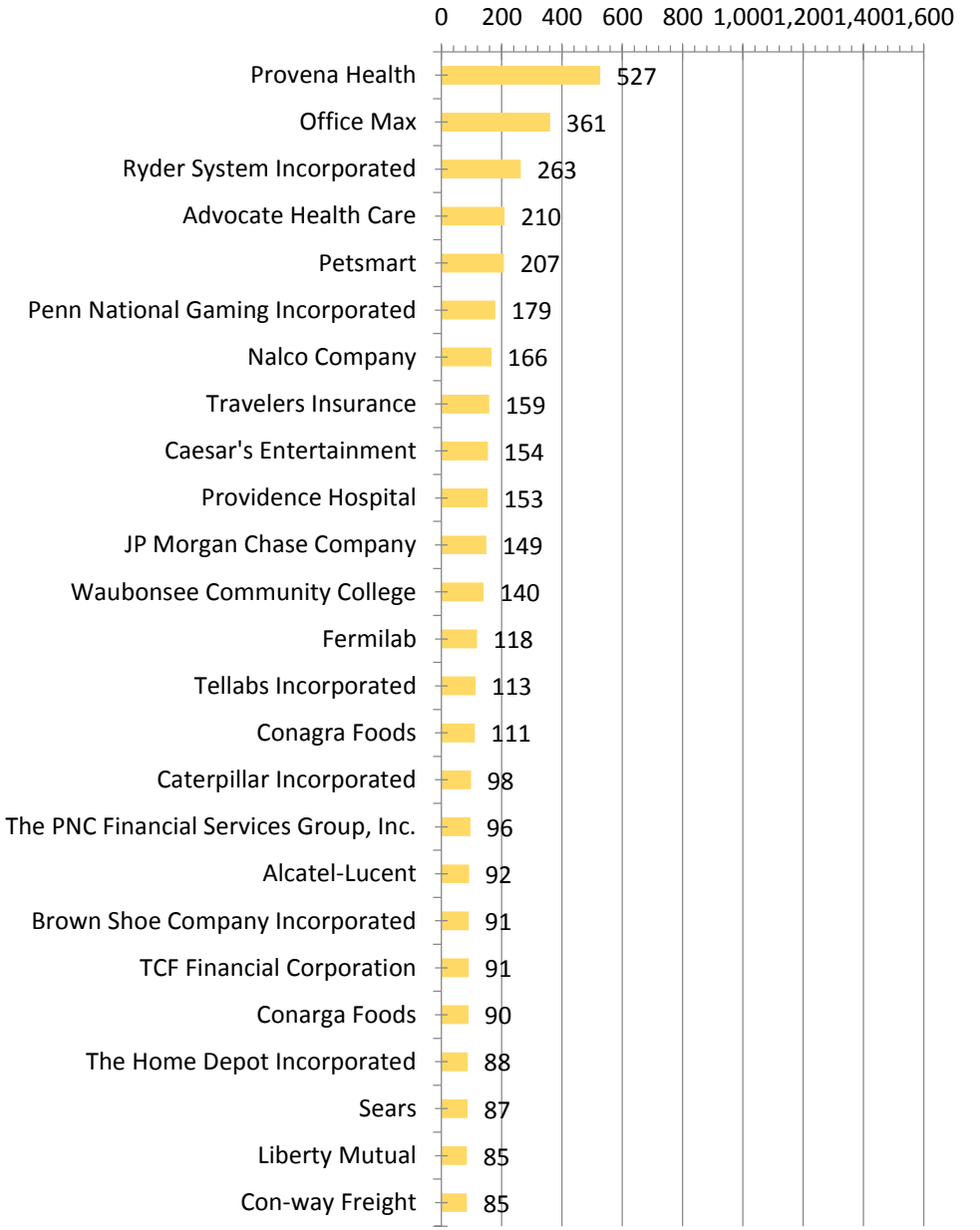

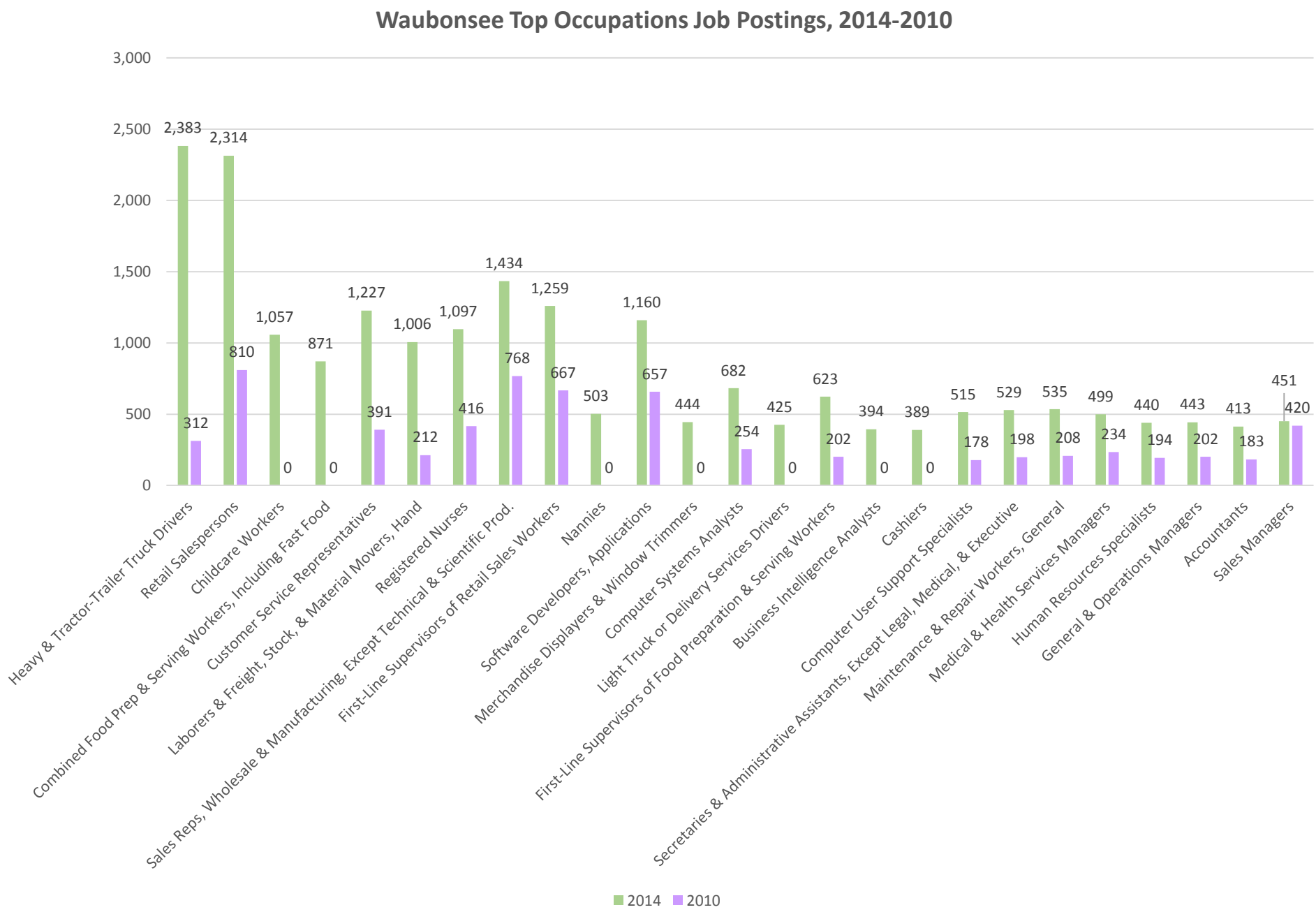

A "0" in the 2010 numbers indicates that the occupation was not one of the top 25 occupations for 2010. It does not indicate that there were no job postings for those occupations.

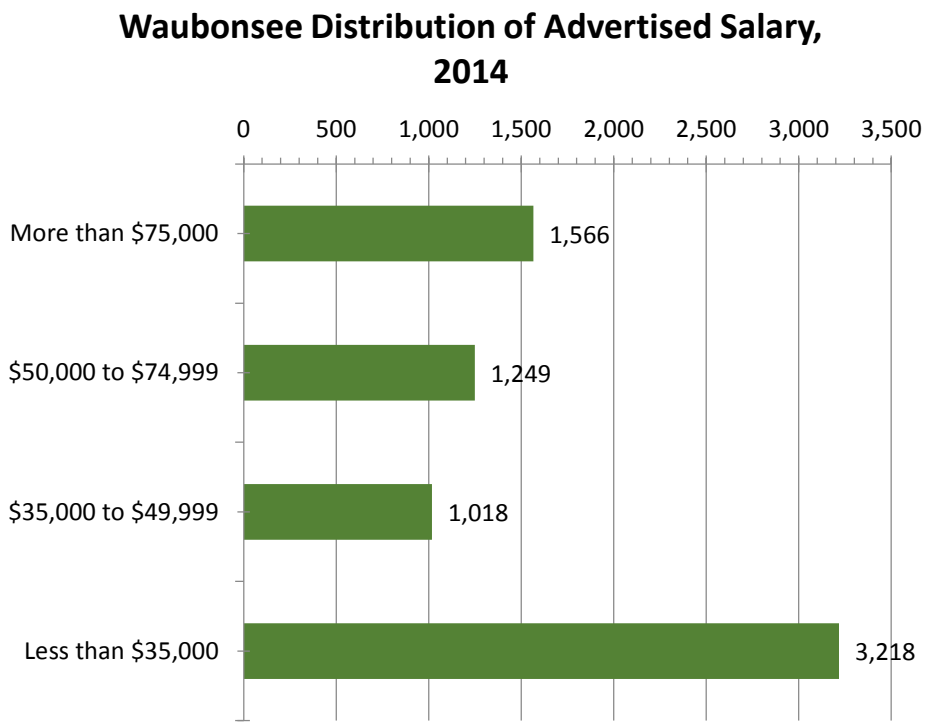
Waubonsee Distribution of Advertised Salary, 2014
0
500
1,000
1,500
2,000
2,500
3,000
3,500
More than $75,000
1,566
$50,000 to $74,999
1,249
$35,000 to $49,999
1,018
Less than $35,000
3,218

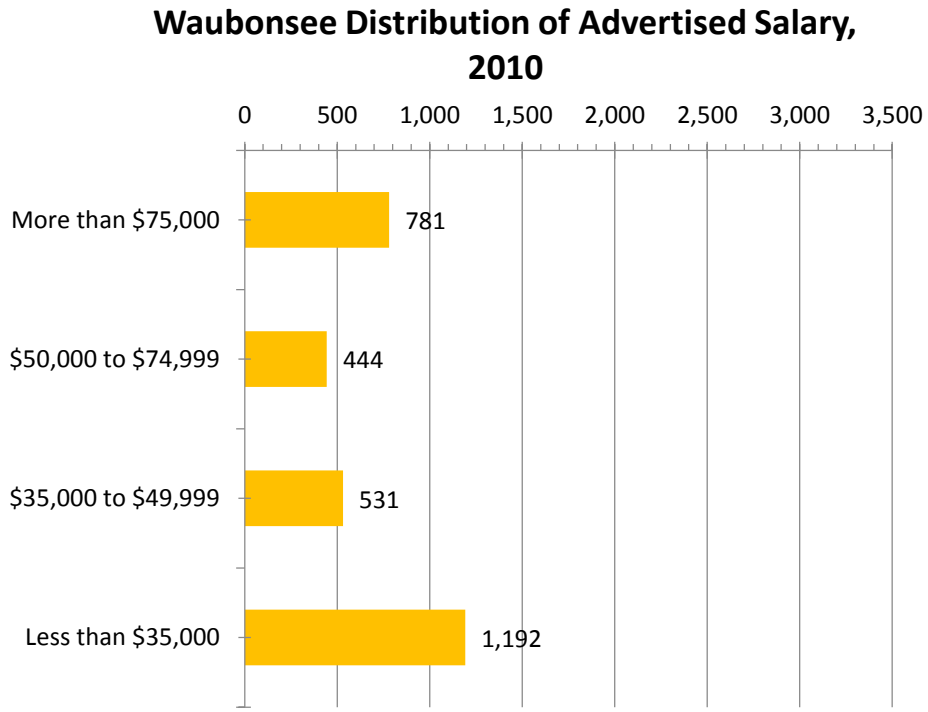
Waubonsee Distribution of Advertised Salary, 2010
0
500
1,000
1,500
2,000
2,500
3,000
3,500
More than $75,000
781
$50,000 to $74,999
444
$35,000 to $49,999
531
Less than $35,000
1,192

Waubonsee Mean Salary for Top 20 Occupations 2014

SOC Code (ONET-6)	Occupation title	Real Time Job Postings	Advertised Mean Salary	% Real Time Job Postings Requiring High School	% Real Time Job Postings Requiring Post-Secondary or Associate's Degree	% Real Time Job Postings Requiring Bachelor's Degree	% Real Time Job Postings Requiring Graduate or Professional Degree	2013 Mean National Salary according to BLS
53-3032	Heavy and Tractor-Trailer Truck Drivers	2,464	$67,032	92%	6%	9%	1%	$40,940
41-2031	Retail Salespersons	2,348	$52,672	80%	12%	16%	8%	$25,370
39-9011	Childcare Workers and Nannies	1,611	$25,353	80%	27%	11%	8%	$21,490
41-4012	Sales Representatives, Wholesale and Manufacturing, Except Technical and Scientific Products	1,478	$69,433	48%	13%	53%	4%	$64,670
43-4051	Customer Service Representatives	1,438	$38,378	79%	19%	24%	4%	$33,370
15-1132	Software Developers, Applications	1,285	$89,440	8%	4%	90%	23%	$96,260
41-1011	First-Line Supervisors of Retail Sales Workers	1,243	$57,078	58%	20%	49%	8%	$41,450
29-1141	Registered Nurses	1,157	$68,966	2%	25%	49%	33%	$68,910
53-7062	Laborers and Freight, Stock, and Material Movers, Hand	1,049	$31,284	96%	9%	4%	1%	$26,690
35-3021	Combined Food Preparation and Serving Workers, Including Fast Food	881	$44,233	100%	8%	0%	0%	$18,880
15-1121	Computer Systems Analysts	652	$79,041	29%	5%	78%	32%	$85,320
35-1012	First-Line Supervisors of Food Preparation and Serving Workers	623	$41,338	82%	9%	21%	1%	$31,980
49-9071	Maintenance and Repair Workers, General	565	$40,930	90%	25%	12%	2%	$37,710
43-6014	Secretaries and Administrative Assistants, Except Legal, Medical, and Executive	546	$35,025	69%	20%	29%	8%	$34,000
11-9111	Medical and Health Services Managers	502	$57,762	2%	7%	80%	36%	$101,340
11-1021	General and Operations Managers	486	N/A	30%	10%	77%	13%	$116,090
15-1151	Computer User Support Specialists	486	$66,101	42%	26%	50%	10%	$50,450
27-1026	Merchandise Displayers and Window Trimmers	484	$27,901	95%	14%	8%	0%	$29,930
53-3033	Light Truck or Delivery Services Drivers	462	$45,708	96%	9%	5%	4%	$33,490
53-3032	Heavy and Tractor-Trailer Truck Drivers	2,464	$67,032	92%	6%	9%	1%	$40,940

This report provides information on both the preferred and minimum/required education levels for job postings. For this reason, a job posting may be counted in more than one of the educational categories shown in the table above.

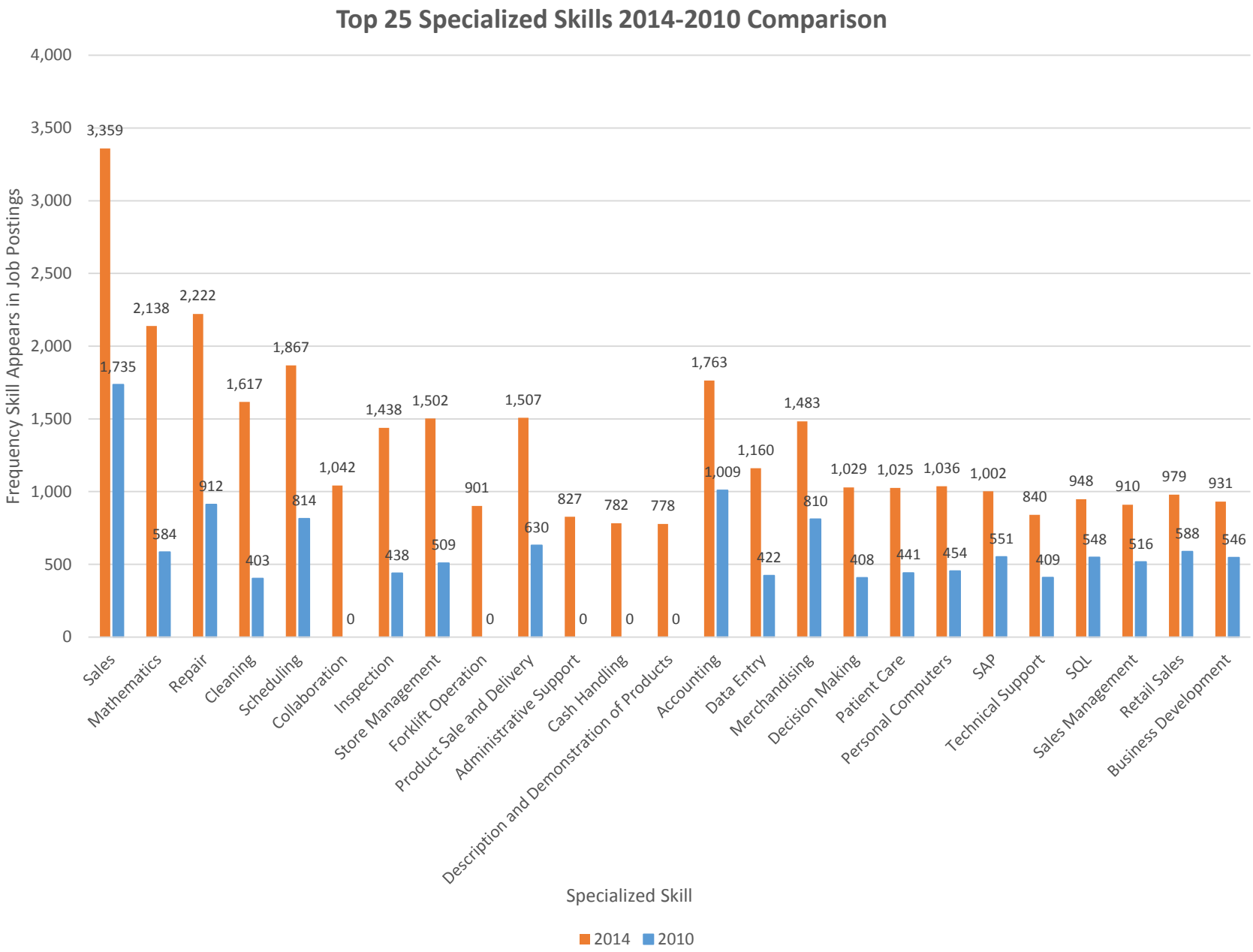

A "0" in the 2010 numbers indicates that the skill was not one of the top 25 skills for 2010. It does not indicate that there were no job postings for those skills.

Waubonsee Top 25 Baseline Skills Report 2010

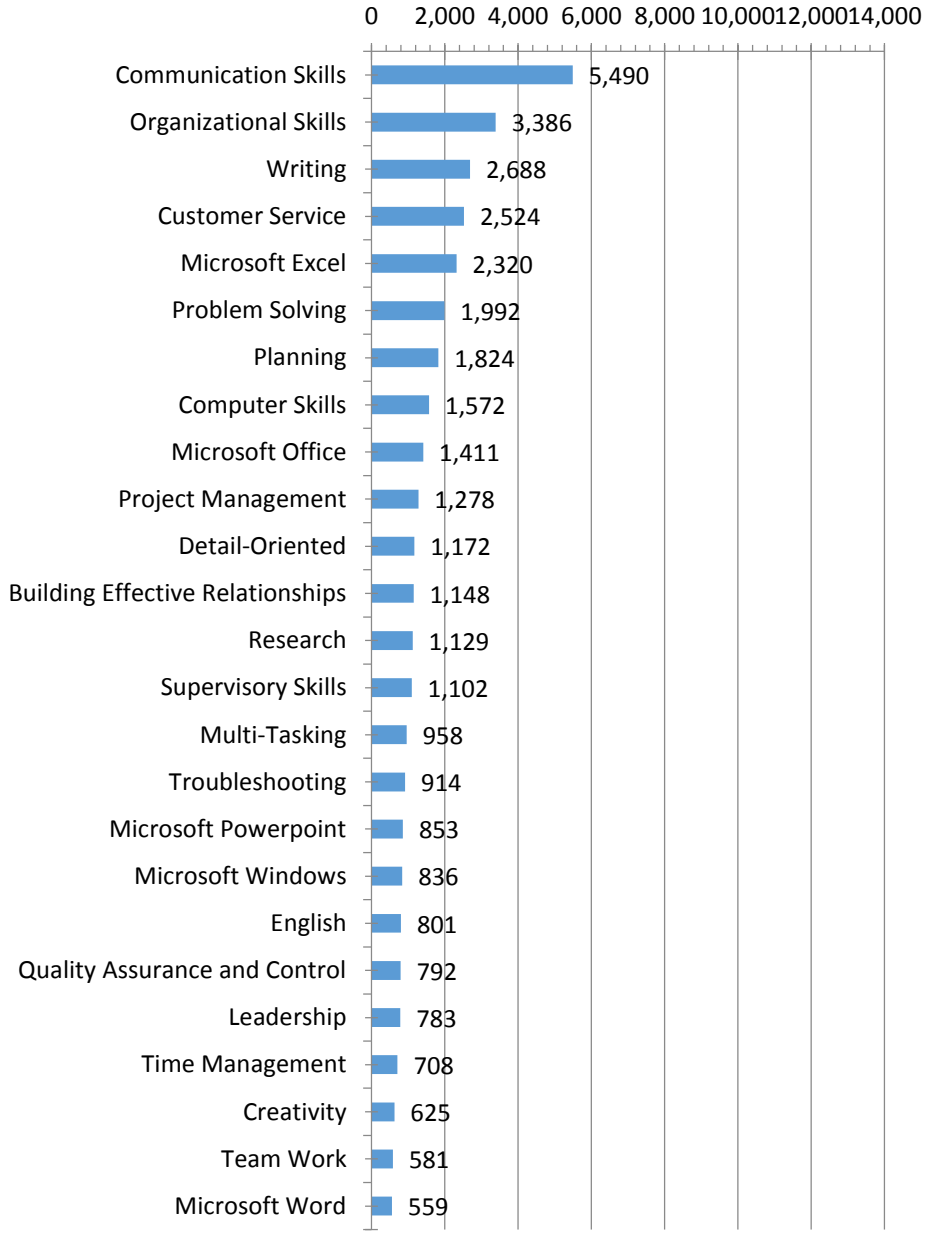

Waubonsee Top 25 Baseline Skills Report 2014

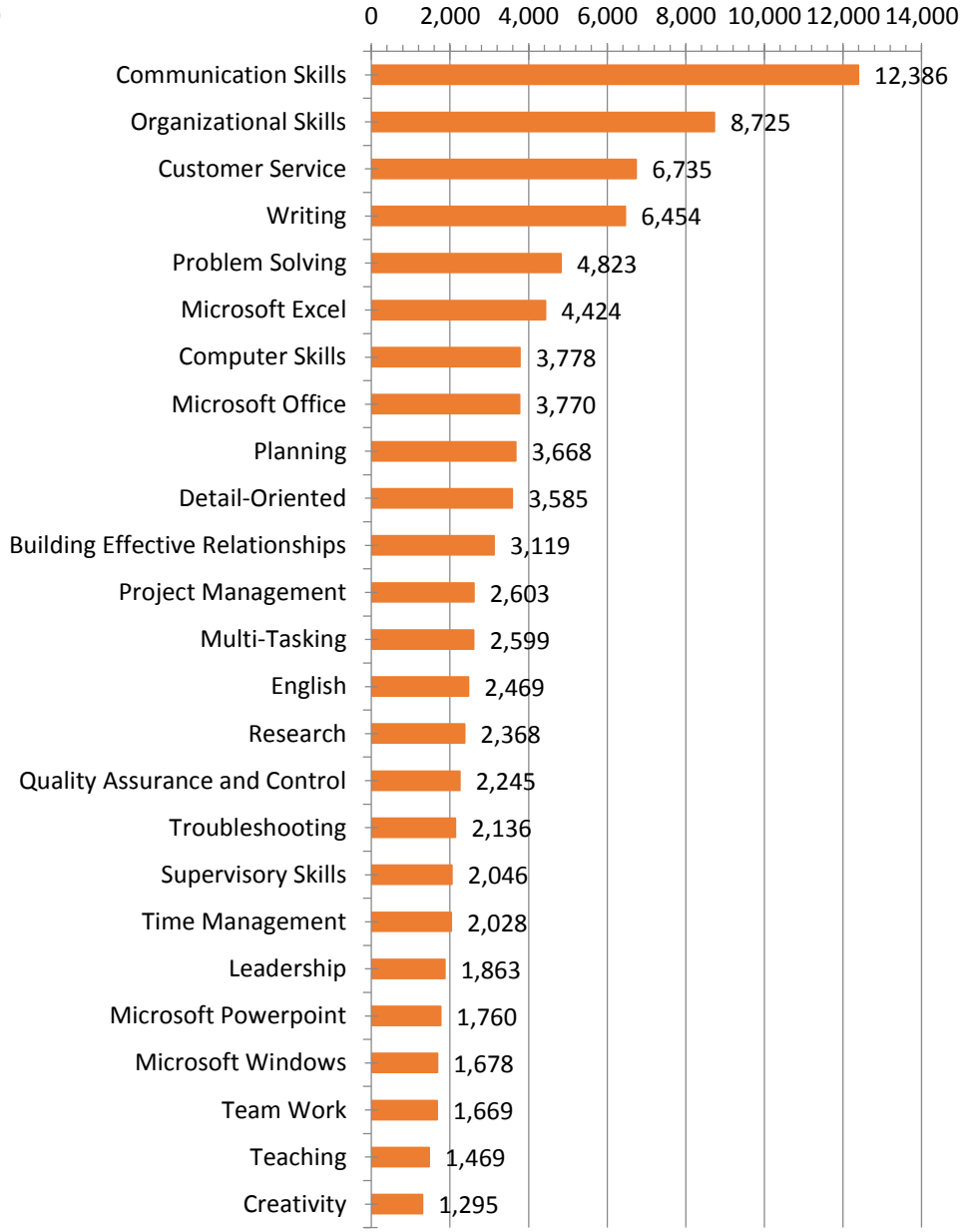

Waubonsee Top 25 Software Skills Report 2010

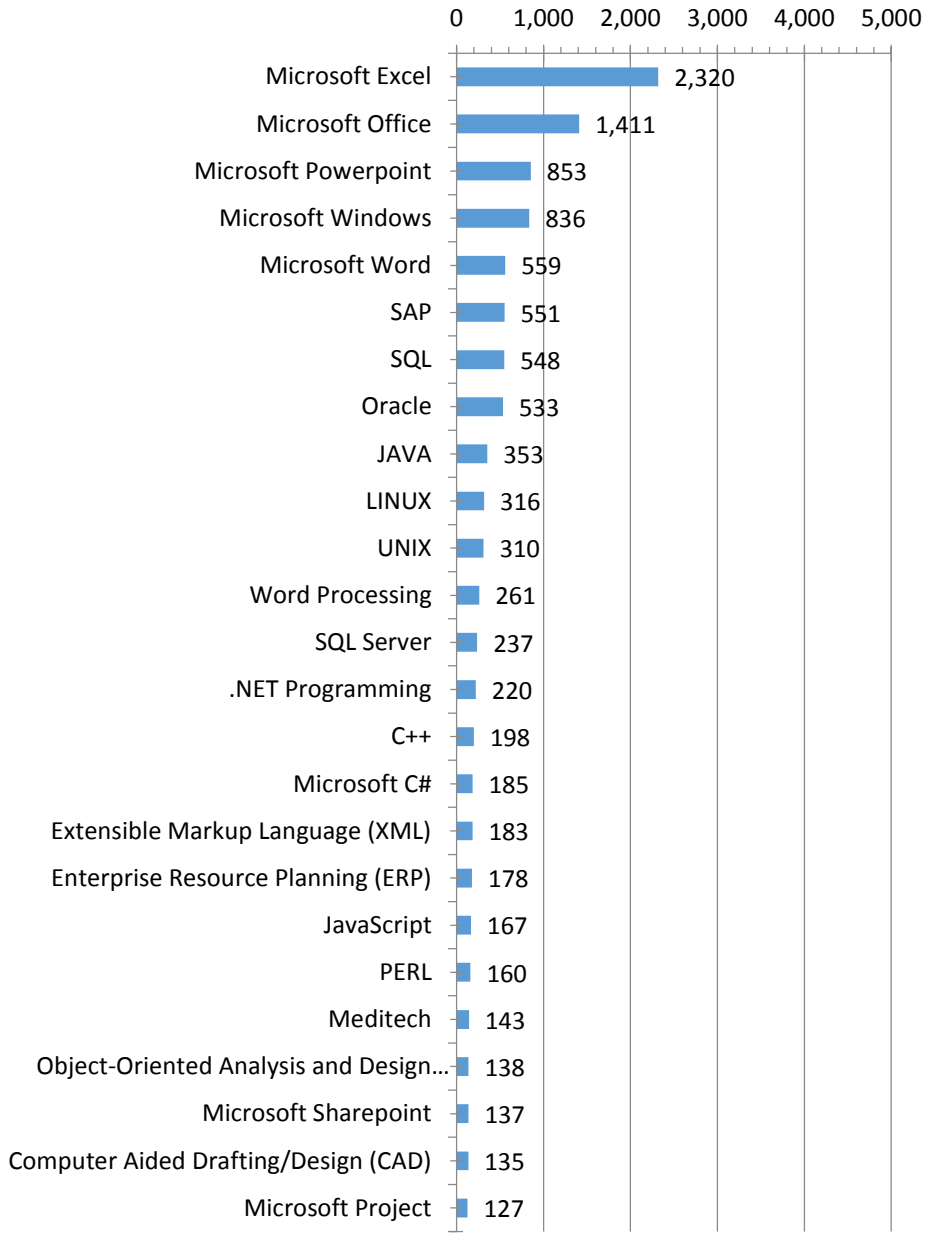

Waubonsee Top 25 Software Skills Report 2014

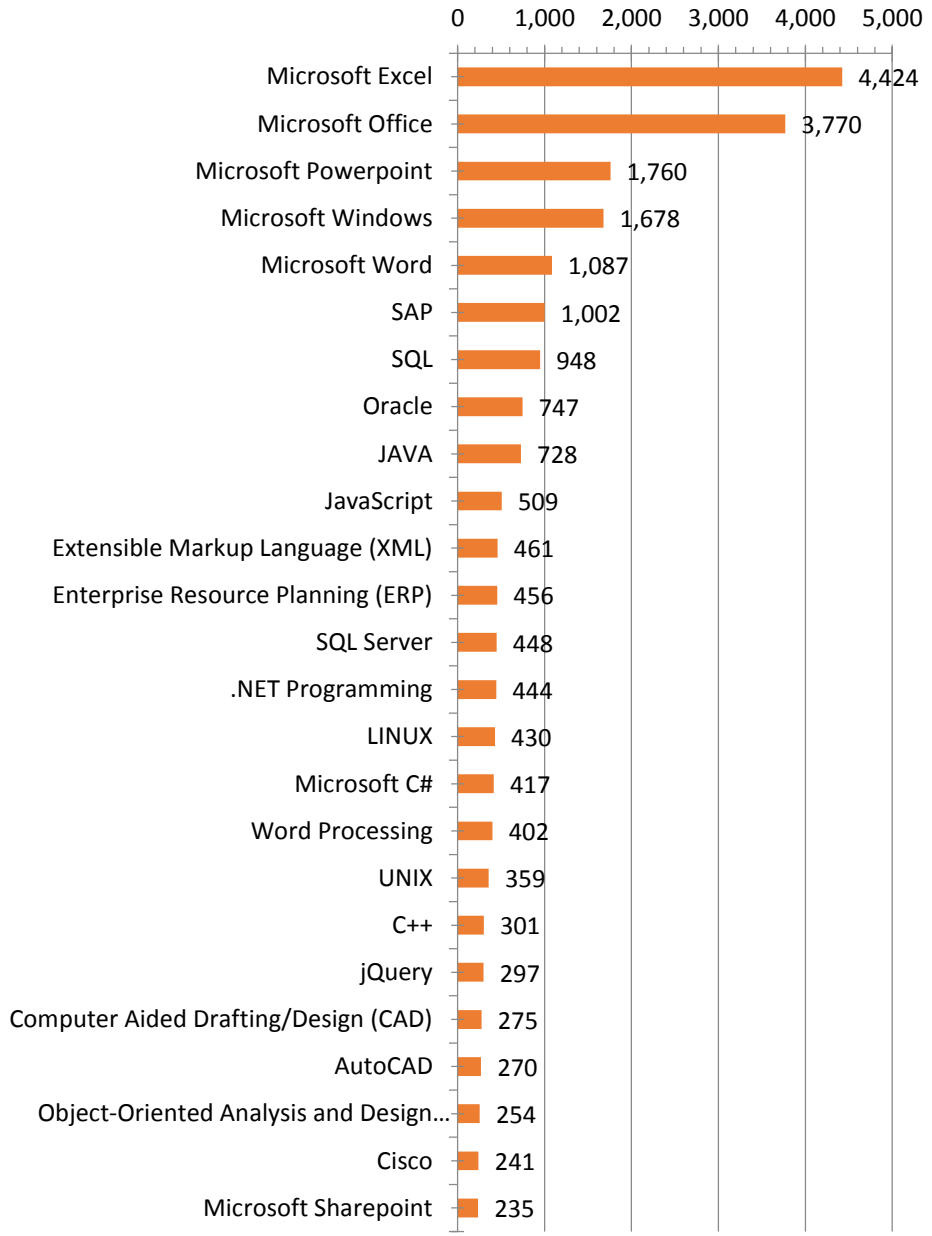

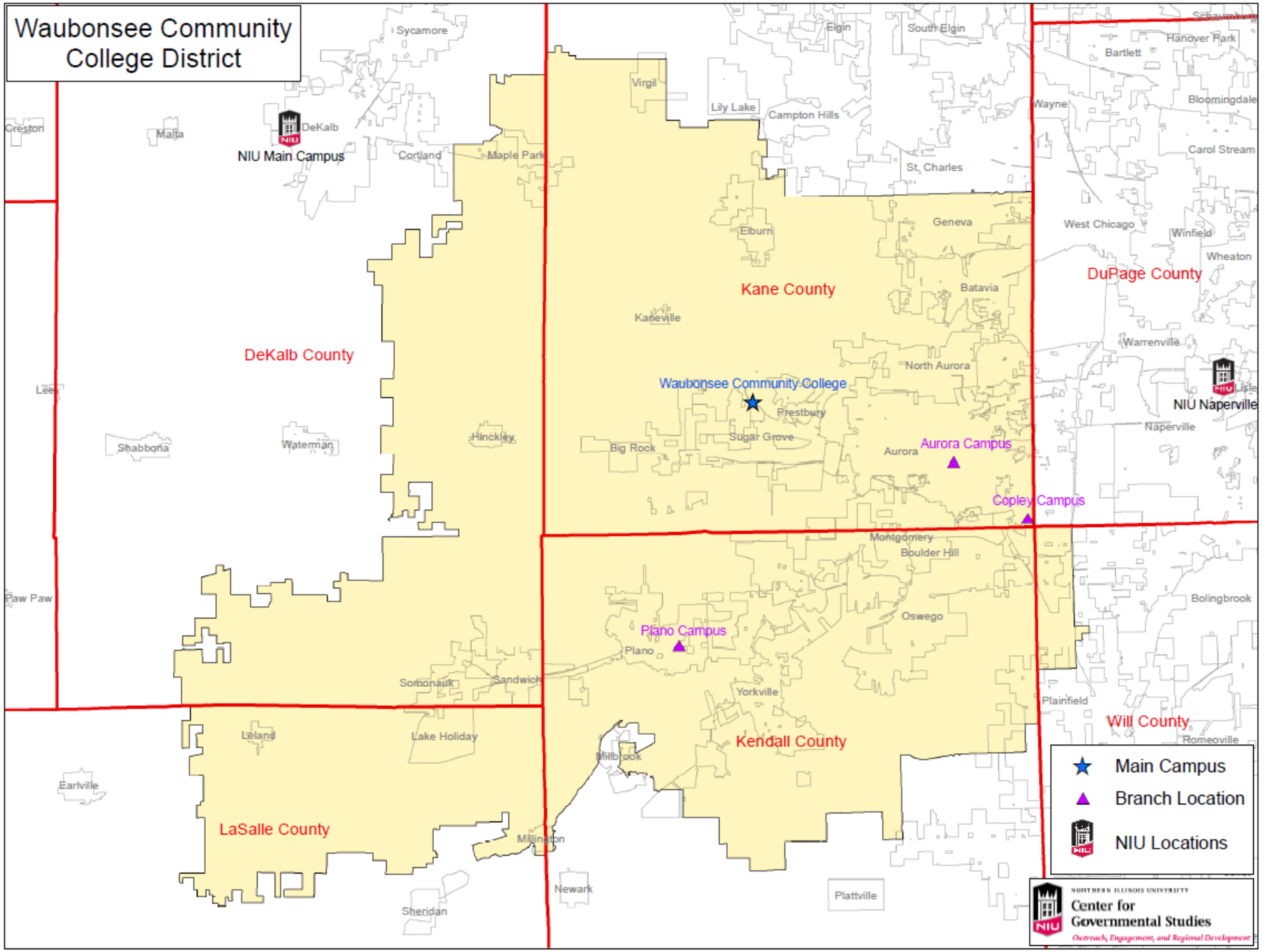
Waubonsee Community College District
Sycamore
Creston
Malta
DeKalb
NIU Main Campus
Cortland
Maple Park
Virgil
Lily Lake
Campton Hills
Elgin
South Elgin
Schaumburg
Hanover Park
Bartlett
Wayne
Bloomingdale
Carol Stream
St. Charles
Elburn
Geneva
West Chicago
Winfield
Wheaton
DuPage County
Kane County
Batavia
Kaneville
Warrenville
DeKalb County
North Aurora
Waubonsee Community College
Lisle
NIU Naperville
Lee
Prestbury
Naperville
Shabbona
Waterman
Hinckley
Big Rock
Sugar Grove
Aurora
Aurora Campus
Copley Campus
Montgomery
Boulder Hill
Paw Paw
Bolingbrook
Oswego
Plano Campus
Plano
Sandwich
Somonauk
Yorkville
Plainfield
Will County
Leland
Lake Holiday
Kendall County
Romeoville
Milbrook
Earlville
LaSalle County
Millington
Newark
Plattville
Sheridan
Main Campus
Branch Location
NIU Locations
Northern Illinois University
Center for Governmental Studies
Outreach, Engagement, and Regional Development